



**DEPARTMENT OF THE AIR FORCE  
AIR FORCE HISTORICAL RESEARCH AGENCY  
MAXWELL AIR FORCE BASE, ALABAMA**

3 Feb 1999

HQ AFHRA/RSA  
600 Chennault Circle  
Maxwell AFB AL 36112-6424

Ms Rozetta T. Moore  
AFCAA/FMR  
1111 Jefferson Davis Highway, Ste 403  
Arlington VA 22202

Dear Ms Moore

Thank you for your request regarding USAF Statistical Digests. We reviewed these documents from FY1964 through FY1980 and verified that they can be declassified in IAW EO 12958. The volumes up to FY1964 were already declassified. You can use this letter as authority to declassified the USAF Statistical Digests from 1945 through 1980, inclusive.

Copies of these documents are available for purchase from this Agency on 16mm microfilm, as follows:

DATES	ROLL
1945-FY1948	A1082
FY1950-53	K1057
FY1954-56	K1058
FY1957-59	K1059
FY1960-63	K1060

If you wish to order any microfilm, please let us know.

Copies may also be available from the Air Force History Support Office, Bolling AFB DC. Please let us know if we can be of further assistance.

Sincerely

**ARCHIE DiFANTE**  
Archivist  
Safe Paper Office





# UNITED STATES AIR FORCE STATISTICAL DIGEST

## FISCAL YEAR 1969

### TWENTY FOURTH EDITION

This material contains information affecting the national defense of the United States within the meaning of the Espionage Laws (Title 18, U.S.C., sections 793 and 794), the transmission or revelation of which in any manner to any unauthorized person is prohibited by law.

Retain or destroy this copy in accordance with AFR 205-1. Do not return.

**DOWNGRADED AT 12 YEAR INTERVALS;  
NOT AUTOMATICALLY DECLASSIFIED  
DOD DIR. 5200.10**

**PUBLICATION DATE: 2 February 1970**

**PREPARED BY  
DATA SERVICES CENTER  
DIRECTORATE OF DATA AUTOMATION  
COMPTROLLER OF THE AIR FORCE  
HEADQUARTERS, USAF  
WASHINGTON, D. C. 20330**



**UNCLASSIFIED**

11

AFR 171-8

AIR FORCE REGULATION  
NO. 171-8

DEPARTMENT OF THE AIR FORCE  
Washington, 30 September 1968

**Automatic Data Processing Systems and Procedures**

**UNITED STATES AIR FORCE STATISTICAL DIGEST**

*This regulation establishes the United States Air Force Statistical Digest as the reference book of USAF official statistics for each fiscal year. It describes the digest's contents and sources of material, and assigns related responsibilities.*

*[See summary of revised, deleted, or added material below signature element]*

**1. Contents of the Digest.** The digest contains summaries of Air Force statistics on forces, operations, materiel, personnel, training, medical services, finance, security and law enforcement, facilities, transportation, Military Assistance Program (MAP), and related studies and historical events.

**2. Source of Material.** Most of the data for the digest are obtained by the Data Services Center (AFADS), Directorate of Data Automation, Comptroller of the Air Force, HQ USAF, from USAF world-wide statistical reporting system. This material is or may be augmented with material furnished by Air Staff offices, HQ USAF field extensions, the USAF Historical Division Liaison Office (AFCHO), major commands (MAJCOM), and separate operating agencies.

**3. Responsibilities:**

**a. HQ USAF (AFADS):**

(1) Is assigned the primary responsibility for publication of the digest.

(2) Prepares an annual letter of instructions to provide contributors with schedules of submission dates and other pertinent information.

(3) Collects properly prepared statistical data from contributing offices.

(4) Compiles data from directorate statistical reports.

(5) Reviews and acts upon contributors' and users' recommendations for additions, deletions, and changes in data or statistical format; and coordinates these recommendations with Air Force

correlative activities.

(6) Reviews, edits, organizes, and consolidates the statistical data for publication in the digest.

(7) Submits final draft to AFDASDC for review and printing.

**b. Other Air Staff Offices, HQ USAF Field Extensions, MAJCOM, Separate Operating Agencies, and AFCHO.** These offices will contribute historical and significant statistical material for the digest by:

(1) Compiling and preparing statistical and editorially correct summaries which adequately cover the pertinent subject matter area in accordance with the annual instructions issued by AFADS.

(2) Coordinating digest material with Air Force correlative activities.

(3) Reviewing the latest issue of the digest and recommending changes for future editions.

**c. AFCHO (Only):** In addition to the above, AFCHO will furnish, in summary form, the lineage of MAJCOMS and separate operating agencies, and will submit a Chronology of Historical Events, RCS: HAF-D47, covering significant historical material during the fiscal year, as prescribed by annual letter from AFADS.

**4. Maintaining Security Classification.** Each contributing activity will indicate the proper security classification and the appropriate downgrading and declassification group number (as prescribed in AFRs 205-1 and 205-2) of all digest material submitted for publication. Further, the contributor will notify HQ USAF (AFADSAC), Wash DC 20330, immediately as to any change in

This regulation supersedes AFR 171-8, 29 October 1965.

OPR: AFADSAC

DISTRIBUTION: M

**UNCLASSIFIED**

# UNCLASSIFIED

AFR 171-8

III

the security classification or in the downgrading and  
declassification group numbers which affect

previously published digest material.

BY ORDER OF THE SECRETARY OF THE AIR FORCE

OFFICIAL

J. P. McCONNELL, *General, USAF*  
*Chief of Staff*

JOHN F. RASH, *Colonel, USAF*  
*Director of Administrative Services*

→ Summary of Revised, Deleted, or Added Material ←

This revision contains the report title and Reports Control Symbol for material to be provided by the USAF Historical Division Liaison Office (para 3c) and change in abbreviation for major command (MAJCOM) (para 2).

# UNCLASSIFIED

# UNCLASSIFIED

## TABLE OF CONTENTS

Subject:

AIR FORCE REGULATION 171-8 (U)	II - III
FOREWORD (U)	IV
TABLE OF CONTENTS (U)	V - XIII
HISTORICAL LINEAGE OF USAF MAJOR AIR COMMANDS AND SEPARATE OPERATING AGENCIES (U)	XIV - XV
DEPARTMENT OF DEFENSE CHART (U)	XVI
OFFICE OF THE SECRETARY OF THE AIR FORCE (U)	XVII
AIR STAFF, DEPARTMENT OF THE AIR FORCE (U)	XVIII
SECRETARY OF DEFENSE AND EXECUTIVES AND COMMANDERS OF THE USAF DURING FY 1969 (U)	XIX - XXI
CONTINENTAL USAF INSTALLATIONS MAP (U)	XXII
OVERSEAS USAF INSTALLATIONS MAPS (U)	XXIII - XXVI

### PART I - AIR FORCE UNITS AND CAPABILITIES

AIR FORCE UNITS AND CAPABILITIES	1 - 36
Subject:	
(U)INTRODUCTION AND DEFINITIONS (U)	1
(U) Table 1 - Active USAF Organizations By Major Air Command And Separate Operating Agency, World-wide - 30 Jun 1969 (C)(Gp 4)	2
(U) Table 2 - USAF Combat Forces By Kind Of Unit, World-wide, At End Of Quarter - FY 1969 (S)(Gp4)	3
(U) Table 3 - USAF Combat Forces By Kind Of Unit, By Geographical Area, World-wide, At End Of Monta - FY 1969 (S)(Gp-4)	4 - 17
(U) Table 4 - USAF Combat Forces By Kind Of Unit, By Command Of Assignment, World-wide, At End Of Quarter - FY 1969 (S)(Gp 4)	18 - 20
(U) Table 5 - USAF Combat Forces, Readiness Status Of Aircraft And Aircrews In Selected Kinds Of Units, By Weapons System, At End Of Quarter - FY 1969 (S) (Gp-4)	21 - 27
(U) Table 6 - USAF Combat Forces, Readiness Status Of Missiles, By Weapons System, At End Of Quarter - FY 1969 (S)(Gp 4)	28 - 29
(U) Table 7 - Readiness Ratings Of USAF Combat Forces By Kind Of Unit, Semiannually - FY 1969 (S) (Gp-4)	30 - 31
(U) Table 8 - USAF Combat Forces, Readiness Status Of Aircraft And Aircrews In Southeast Asia By Weapons System, At End Of Quarter - FY 1969 (S)(Gp 4)	32 - 36

### PART II - FLIGHT OPERATIONS

FLIGHT OPERATIONS	37 - 33
Subject:	
(U)INTRODUCTION AND DEFINITIONS (U)	37 - 38
(U) Table 9 - USAF Flight Operations By Type Of Activity, World-wide, By Quarter - FY 1969 (S) (unclas 1 yr)	39
Table 10 - USAF Flight Operations Of Active Aircraft By Mission, Design, And Series, World-wide, By Quarter - FY 1969 (S)(unclas after 1 yr)	40 - 47
(U) Table 11 - Southeast Asia Operational Data By Mission, Design, Series Within Bases By Quarter - FY 1969 (S) (unclas after 1 yr)	48 - 71
(U) Table 12 - Southeast Asia Operational Data By Mission, Design, Series Indicating Command By Quarter - FY 1969 (S) (unclas after 1 yr)	72 - 83

### PART III - SAFETY

Subject:	
AIRCRAFT ACCIDENTS	85 - 98
(U)INTRODUCTION AND DEFINITIONS (U)	85
(U) Table 13 - USAF Aircraft Flight Accidents, Fatalities, And Aircraft Destroyed, By Command, World-wide - FY 1969 (FOUO)	86
(U) Table 14 - USAF Aircraft Flight Accidents, Fatalities, And Aircraft Destroyed, By Mission, By Command, World-wide - FY 1969 (FOUO)	87 - 89
(U) Table 15 - USAF Aircraft Flight Accidents (Major And Fatal), Fatalities And Aircraft Destroyed, By Mission And Design Aircraft, World-wide - FY 1969 (FOUO)	90 - 91
(U) Table 16 - Major Aircraft Flight Accidents, By Mission And Design Aircraft, By Cause Factor, World-wide - FY 1969 (FOUO)	92 - 93

# UNCLASSIFIED

## TABLE OF CONTENTS (Continued)

### PART III - SAFETY (Continued)

Subject: (Continued)

(U) Table 17 - Major Aircraft Flight Accidents, By Mission And Design Aircraft, By Phase Of Operation, World-wide - FY 1969 (FOUO) . . . . .	94 - 95
(U) Table 18 - Personnel Fatalities And Injuries In Aircraft Accidents, By Mission And Design Aircraft, World-wide - FY 1969 (FOUO) . . . . .	96 - 97
(U) Table 19 - Southeast Asia Aircraft Flight Accidents - FY 1969 And FY 1968 (FOUO) . . . . .	98
 GROUND ACCIDENTS . . . . .	 99 - 110
(U)INTRODUCTION AND DEFINITIONS (U) . . . . .	99
 INJURIES . . . . .	 100 - 103
(U) Table 20 - Military Personnel Disabling And Non-Disabling Injury Experience By Command World-wide - FY 1969 (U) . . . . .	100
(U) Table 21 - On-Duty Military Personnel Disabling Injury Experience By Command, World-wide - FY 1969 (U) . . . . .	101
(U) Table 22 - Off-Duty Military Personnel Disabling Injury Experience By Command, World-wide - FY 1969 (U) . . . . .	102
(U) Table 23 - On-Duty Civilian Personnel Disabling And Non-Disabling Injury Experience By Command, World-wide - FY 1969 (U) . . . . .	103
 COSTS . . . . .	 104 - 105
(U) Table 24 - USAF Motor Vehicle Ground Accident Experience And Cost By Command, World-wide - FY 1969 (U) . . . . .	104
(U) Table 25 - Ground Accident Cost Analyses By Command, World-wide - FY 1969 (U) . . . . .	105
 LOSSES AND COSTS . . . . .	 106 - 110
(U) Table 26 - Military Personnel Disabling Injury Losses And Costs Resulting From USAF Motor Vehicle Accidents, By Command, World-wide - FY 1969 (U) . . . . .	106
(U) Table 27 - On-Duty Civilian Personnel Disabling Injury Losses And Costs Resulting From USAF Motor Vehicle Accidents By Command, World-wide - FY 1969 (U) . . . . .	107
(U) Table 28 - Military Personnel Disabling Injury Losses And Costs Resulting From Private Motor Vehicle Accidents By Command, World-wide - FY 1969 (U) . . . . .	108
(U) Table 29 - Military Personnel Disabling Injury Losses And Costs Resulting From All Other (Non-Vehicular) Accidents By Command, World-wide - FY 1969 (U) . . . . .	109
(U) Table 30 - On-Duty Civilian Personnel Disabling Injury Losses And Costs Resulting From All Other (Non-Vehicular) Accidents By Command, World-wide - FY 1969 (U) . . . . .	110

### PART IV - MATERIEL

Subject:

AIRCRAFT AND MISSILES . . . . .	111 - 167
(U) INTRODUCTION AND DEFINITIONS (U) . . . . .	111
(U) Table 31 - USAF Aircraft Acceptances Of Models In Production, By Manufacturer, By Recipient By Month - FY 1969 (C)(Gp 4) . . . . .	112 - 113
(U) Table 32 - USAF Guided Missile, Air To Air Missile, And Target Drone Acceptances By Manufacturer, By Month - FY 1969 (C) (Gp-4). . . . .	114
(U) Table 33 - USAF Aircraft Procurement Programs By Fiscal Year Funding - FY 1967 And Prior Through FY 1969 (C)(Gp 4) . . . . .	115 - 116
(U) Table 34 - USAF Guided Missile, Air To Air Missile, And Target Drone Procurement Programs, By Fiscal Year Funding - FY 1969 And Prior (C)(Gp 4) . . . . .	117
(U) Table 35 - Functional Distribution Of USAF Aircraft By Mission, World-wide, At End Of Quarter - FY 1969 (C) (unclas after 1 yr) . . . . .	118 - 119
(U) Table 36 - Functional Distribution Of USAF Aircraft By Mission, Design, And Selected Series, World-wide - 30 Jun 1969 (C) (unclas after 1 yr) . . . . .	120 - 125
(U) Table 37 - Functional Distribution Of USAF Missiles By Mission, Design, And Series, World-wide, By Quarter - FY 1969 (C) (unclas after 1 yr) . . . . .	126 - 128
(U) Table 38 - Functional Distribution Of USAF Aircraft At End Of Quarter, And Hours Flown During Quarter, By Command, World-wide - FY 1969 (C) (unclas after 1 yr). . . . .	129 - 131

# UNCLASSIFIED

## TABLE OF CONTENTS

Subject:

AIR FORCE REGULATION 171-8 (U)	II - III
FOREWORD (U)	IV
TABLE OF CONTENTS (U)	V - XIII
HISTORICAL LINEAGE OF USAF MAJOR AIR COMMANDS AND SEPARATE OPERATING AGENCIES (U)	XIV - XV
DEPARTMENT OF DEFENSE CHART (U)	XVI
OFFICE OF THE SECRETARY OF THE AIR FORCE (U)	XVII
AIR STAFF, DEPARTMENT OF THE AIR FORCE (U)	XVIII
SECRETARY OF DEFENSE AND EXECUTIVES AND COMMANDERS OF THE USAF DURING FY 1969 (U)	XIX - XXI
CONTINENTAL USAF INSTALLATIONS MAP (U)	XXII
OVERSEAS USAF INSTALLATIONS MAPS (U)	XXIII - XXVI

### PART I - AIR FORCE UNITS AND CAPABILITIES

AIR FORCE UNITS AND CAPABILITIES	1 - 36
Subject:	
(U) INTRODUCTION AND DEFINITIONS (U)	1
(U) Table 1 - Active USAF Organization: By Major Air Command And Separate Operating Agency, World-wide - 30 Jun 1969 (C) (Gp 4)	2
(U) Table 2 - USAF Combat Forces: By Kind Of Unit, World-wide, At End Of Quarter - FY 1969 (S)(Gp4)	3
(U) Table 3 - USAF Combat Forces By Kind Of Unit, By Geographical Area, World-wide, At End Of Month - FY 1969 (S)(Gp-4)	4 - 17
(U) Table 4 - USAF Combat Forces By Kind Of Unit, By Command Of Assignment, World-wide, At End Of Quarter - FY 1969 (S)(Gp 4)	18 - 20
(U) Table 5 - USAF Combat Forces, Readiness Status Of Aircraft And Aircrews In Selected Kinds Of Units, By Weapons System, At End Of Quarter - FY 1969 (S) (Gp-4)	21 - 27
(U) Table 6 - USAF Combat Forces, Readiness Status Of Missiles, By Weapons System, At End Of Quarter - FY 1969 (S)(Gp 4)	28 - 29
(U) Table 7 - Readiness Ratings Of USAF Combat Forces By Kind Of Unit, Semiannually - FY 1969 (S) (Gp-4)	30 - 31
(U) Table 8 - USAF Combat Forces, Readiness Status Of Aircraft And Aircrews In Southeast Asia By Weapons System, At End Of Quarter - FY 1969 (S)(Gp 4)	32 - 36

### PART II - FLIGHT OPERATIONS

FLIGHT OPERATIONS	37 - 83
Subject:	
(U) INTRODUCTION AND DEFINITIONS (U)	37 - 38
(U) Table 9 - USAF Flight Operations By Type Of Activity, World-wide, By Quarter - FY 1969 (S) (unclas after 1 yr)	39
Table 10 - USAF Flight Operations Of Active Aircraft By Mission, Design, And Series, World-wide, By Quarter - FY 1969 (S)(unclas after 1 yr)	40 - 47
(U) Table 11 - Southeast Asia Operational Data By Mission, Design, Series Within Bases By Quarter - FY 1969 (S) (unclas after 1 yr)	48 - 71
(U) Table 12 - Southeast Asia Operational Data By Mission, Design, Series Indicating Command By Quarter - FY 1969 (S) (unclas after 1 yr)	72 - 83

### PART III - SAFETY

Subject:	
AIRCRAFT ACCIDENTS	85 - 98
(U) INTRODUCTION AND DEFINITIONS (U)	85
(U) Table 13 - USAF Aircraft Flight Accidents, Fatalities, And Aircraft Destroyed, By Command, World-wide - FY 1969 (FOUO)	86
(U) Table 14 - USAF Aircraft Flight Accidents, Fatalities, And Aircraft Destroyed, By Mission, By Command, World-wide - FY 1969 (FOUO)	87 - 89
(U) Table 15 - USAF Aircraft Flight Accidents (Major And Fatal), Fatalities And Aircraft Destroyed, By Mission And Design Aircraft, World-wide - FY 1969 (FOUO)	90 - 91
(U) Table 16 - Major Aircraft Flight Accidents, By Mission And Design Aircraft, By Cause Factor, World-wide - FY 1969 (FOUO)	92 - 93



# UNCLASSIFIED TABLE OF CONTENTS (Continued)

## PART IV - MATERIEL (Continued)

Subject: (Continued)

(U) Table 39 - Age (In Months) Distribution of USAF Aircraft By Mission, Design, And Series, World-wide - 30 Jun 1969 (C)(unclas after 1 yr) . . . . .	132 - 147
(U) Table 40 - Age (In Months) Distribution of USAF Missiles, By Mission, Design, And Series, World-wide - 30 Jun 1969 (C) (unclas after 1 yr) . . . . .	143
(U) Table 41 - Age (In Months) Distribution of USAF Drones, By Mission, Design, Series, World-wide 30 Jun 1969 (C) (unclas after 1 yr) . . . . .	149
(U) Table 42 - USAF And Component Aircraft Gains And Losses By Mission, Design, And Series, World-wide, Semiannually - FY 1969 (C) (unclas after 1 yr) . . . . .	150 - 165
(U) Table 43 - USAF Missile And Drone Gains And Losses By Mission, Design, And Series, World-wide, Semiannually - FY 1969 (C) uncl (unclas after 1 yr) . . . . .	166 - 167
 PROPULSION UNITS . . . . .	 168 - 180
(U)INTRODUCTION AND DEFINITIONS (U) . . . . .	168
(U) Table 44 - USAF Propulsion Unit Acceptances By Type And Recipient - FY 1969 (C)(Gp-4) . . . . .	169
(U) Table 45 - USAF Propulsion Unit Acceptances Of Models In Production By Manufacturer, By Month - FY 1969 (C)(Gp-4) . . . . .	170 - 171
(U) Table 46 - USAF Propulsion Units By Account, By Major Type, By Status, World-wide - 30 Jun 1969 (U)	172 - 173
(U) Table 47 - USAF Propulsion Units By Major Type, By Model, By Status, World-wide - 30 Jun 1969 (U)	174
(U) Table 48 - USAF Propulsion Units By Account, By Type, By Status, World-wide - 30 Jun 1969 (U)	175 - 180
 VEHICLES . . . . .	 181 - 183
(U) INTRODUCTION AND DEFINITIONS (U) . . . . .	181
(U) Table 49 - USAF Vehicles By Design And Application, In Use And In Storage, World-wide - 30 Jun 1969 (U) . . . . .	182
(U) Table 50 - USAF Commercial Design Vehicles In Use, By Area, World-wide - 30 Jun 1969 (U) . . . . .	183
 WAR READINESS MATERIEL . . . . .	 184 - 184
(U) INTRODUCTION AND DEFINITIONS (U) . . . . .	184
(U) Table 51 - USAF Inventory of Airmunit on Items, World-wide (Including VAMP/LAMP) - 30 Jun 1969 (S) (Gp-4) NOFORN . . . . .	185 - 186
(U) Table 52 - Southeast Asia Ordnance Expenditures (Excluding VAMP/LAMP) By 7th Air Force and Strategic Air Command - FY 1966 Through FY 1969 (S) (Gp-4) NOFORN . . . . .	187
(U) Table 53 - Prestockage and Per Cent of Requirements of War Readiness Materiel (WRM) For Selected Items, World-wide - 25 Dec 1968 and 25 Jun 1969 (S) (Gp-4) . . . . .	188
 AIR FORCE EQUIPMENT MANAGEMENT SYSTEM (AFEMS) . . . . .	 189 - 190
(U)INTRODUCTION AND DEFINITIONS (U) . . . . .	189
(U) Table 54 - Monetary Value Of USAF Equipment Authorized And In Use/In Place, By Command, World-wide - 15 Oct 1968 and 15 Apr 1969 (U) . . . . .	190
 MACHINE TOOLS . . . . .	 191 - 192
(U)INTRODUCTION AND DEFINITIONS (U) . . . . .	191
(U) Table 55 - USAF Owned Metalworking Machinery In Use, By Type And Location - 30 Jun 1969 (U)	192
 STATUS OF THE USAF STRATEGIC AND CRITICAL MATERIALS STOCKPILING PROGRAM . . . . .	 193 - 194
(U)INTRODUCTION (U) . . . . .	193
(U) Table 56 - Status Of The USAF Strategic And Critical Materials Stockpiling Program By Depot, By Material, By Depot, 30 Jun 1969 (S)(Gp-4) . . . . .	194

# UNCLASSIFIED TABLE OF CONTENTS (Continued)

## PART IV - MATERIEL (Continued)

Subject: (Continued)	
SURPLUS AND EXCESS MATERIEL . . . . .	195 - 196
(U)INTRODUCTION AND DEFINITIONS (U) . . . . .	195
(U) Table 57 - Excess And Surplus Personal Property Processed By The USAF, World-wide - FY 1969 . . . . .	196

## PART V - INSTALLATIONS

INSTALLATIONS . . . . .	197 - 204
Subject:	
(U)INTRODUCTION AND DEFINITIONS (U) . . . . .	197 - 198
(U) Table 58 - Active Installations, World-wide - 30 Jun 1969 (U) . . . . .	199
(U) Table 59 - Progress of USAF Military Construction Program, World-wide - FY 1969 (U) . . . . .	200
(U) Table 60 - Air Force Real Property Data - World-wide- FY 1969 (U) . . . . .	201
(U) Table 61 - Cost To US Government Of Military Real Property Controlled By Department Of The Air Force, World-wide - 30 Jun 1969 (U) . . . . .	201
(U) Table 62 - Military Real Property Acreage Controlled And Located At Department Of Air Force Installations, World-wide - 30 Jun 1969 (U) . . . . .	202
(U) Table 63 - Government Cost Of Land Controlled By Department Of The Air Force, World-wide, 30 Jun 1969 (U) . . . . .	202
(U) Table 64 - Maintenance And Operation Cost Of USAF Real Property By Command World-wide - FY 1969 (U) . . . . .	203
(U) Table 65 - USAF Storage Space, Utilization, And Occupancy, Depot Only - 30 Jun 1969 (U) . . . . .	204

## PART VI - MILITARY ASSISTANCE PROGRAM ( MAP)

MILITARY ASSISTANCE PROGRAM (MAP) . . . . .	205 - 224
Subject:	
(U)INTRODUCTION AND DEFINITIONS (U) . . . . .	205
(U) Table 66 - Military Assistance Grant Aid Program Supported Aircraft Inventory By Status, By Mission, Design, And Series Of Aircraft, World-wide, At End Of Quarter - FY 1969 (S) (Gp-3) . . . . .	206
(U) Table 67 - Military Assistance Grant Aid Program Supported Aircraft Inventory By Status, By Mission, Design, And Series Of Aircraft, By Country, World-wide, At End Of Quarter FY 1969 (S) (Gp-3) . . . . .	207 - 210
(U) Table 68 - Military Assistance Grant Aid Program Aircraft Attrition, By Mission, Design, And Series Of Aircraft, World-wide - FY 1969 (S) (Gp-3) . . . . .	211
(U) Table 69 - Military Assistance Grant Aid Program Aircraft Hours Flown By Mission, Design And Series Of Aircraft, World-wide, By Quarter - FY 1969 (S) (Gp-3) . . . . .	212
(U) Table 70 - Military Assistance Grant Aid Program Aircraft Hours Flown By Mission, Design And Series Of Aircraft, By Country, World-wide, By Quarter - FY 1969 (S) (Gp-3) . . . . .	213 - 215
(U) Table 71 - Military Assistance Grant Aid Program Aircraft Deliveries By Mission, Design, And Series Of Aircraft, World-wide, By Quarter - FY 1969 (C) (Gp4) . . . . .	216
(U) Table 72 - Military Assistance Grant Aid Program Aircraft Deliveries By Recipient Country, By Mission, Design, And Series Of Aircraft, World-wide, By Quarter - FY 1969 (C) (Gp-4) . . . . .	217 - 218
(U) Table 73 - Aircraft Deliveries To Eligible Foreign Countries Under Foreign Military Sales, World-wide - FY 1950 Through FY 1969 (C) (Gp-4) . . . . .	219
(U) Table 74 - Military Assistance Grant Aid Program, Formal Training Accomplishment By Type Of Training, By Recipient Country, World-wide - FY 1950 Through FY 1969 (C) (Gp-3) . . . . .	220 - 221
(U) Table 75 - Military Assistance (MASF) Program Aircraft Inventory And Flying Hours By Mission Design, And Series Of Aircraft - FY 1969 (S) (Gp-3) . . . . .	222
(U) Table 76 - Military Assistance (MASF) Program Deliveries And Attrition By Mission Design And Series Of Aircraft - FY 1969 (S) (Gp-3) . . . . .	223
(U) Table 77 - Military Appropriation Service-Funded Program Formal Training Accomplishment By Type Of Training, By Recipient Country - FY 1965 Through FY 1969 (C) (Gp-3) . . . . .	224

**UNCLASSIFIED**

UNCLASSIFIED

## TABLE OF CONTENTS (Continued)

<u>PART VII - PERSONNEL</u>	
MILITARY PERSONNEL . . . . .	225 - 275
Subject:	
DEFINITIONS (U) . . . . .	225 - 226
STRENGTH . . . . .	227 - 246
(U) Table 78 - Duty Location Strength By State, In The United States, At End Of Quarter - FY 1969 (U).	227 - 228
(U) Table 79 - Duty Location Strength By Country, Overseas, At End Of Quarter - FY 1969 (C) (Gp-4).	229 - 230
(U) Table 80 - Military Strength Of Officers By Grade In Which Serving, By Command - 30 Jun 1969 (U)	231
(U) Table 81 - USAF Regular And Reserve General Officers By Grade In Which Serving, World-wide, At End Of Quarter - FY 1969 (U)	232
(U) Table 82 - USAF Regular General Officers By Permanent Grade, By Grade In Which Serving, World-wide, At End Of Quarter - FY 1969 (U)	232
(U) Table 83 - Airman By Grade In Which Serving, By Command, World-wide - 30 Jun 1969 (U)	233
(U) Table 84 - USAF Officers By Grade In Which Serving, By Age, World-wide, Annually - FY 1969 (U)	234
(U) Table 85 - Average Age Of USAF Officers By Grade In Which Serving, World-wide - FY 1959 Through FY 1969 (U)	235
(U) Table 86 - USAF Military Personnel By Type, By Personnel Identity, By Command, World-wide, At End Of Quarter - FY 1969 (U)	236 - 241
(U) Table 87 - USAF Military Personnel By Grade In Which Serving, By Component, World-wide, At End Of Quarter - FY 1969 (U)	242 - 244
(U) Table 88 - USAF Regular Commissioned Officers By Grade In Which Serving, By Control Branch, World-wide - FY 1969 (U)	245
(U) Table 89 - USAF Female Personnel By Type, By Grade In Which Serving, World-wide - 30 Jun 1969 (U)	246
PERSONNEL BY AERONAUTICAL STATUS . . . . .	247 - 250
(U) Table 90 - USAF Officers By Aeronautical Rating, On Flying Status, By Grade In Which Serving, World-wide, At End Of Quarter - FY 1969 (U)	247
(U) Table 91 - USAF Officers By Aeronautical Status, World-wide, At End Of Quarter - FY 1969 (U)	248
(U) Table 92 - USAF Officers By Aeronautical Rating, On Flying Status, By Command, World-wide - FY 1969 (U)	249
(U) Table 93 - USAF Officers On Flying Status By aeronautical Rating, By Age, World-wide, Semi-annually - 31 Dec 1968 And 30 Jun 1969 (U)	250
SPECIALTIES AND SKILL LEVEL . . . . .	251 - 254
(U) Table 94 - Assigned USAF Officers By Occupational Field Based On Duty Specialty, World-wide - 30 Jun 1969 (U)	251
(U) Table 95 - Authorized And Assigned Permanent Party Airmen By Control AF Speciality Within Career Field, By Skill Level, World-wide, Semiannually - 31 Dec 1968 And 30 Jun 1969(C) (Gp-4)	252 - 254
PROMOTIONS . . . . .	255 - 256
(U) Table 96 - Regular USAF Officers Selected For Permanent Promotions, World-wide - FY 1969 (U)	255
(U) Table 97 - Temporary Promotions Of USAF Officers To General Officers By Grade To Which Promoted, World-wide - FY 1969 (U)	255
(U) Table 98 - USAF Officers Selected For Temporary Promotions, World-wide - FY 1969 (U)	255
(U) Table 99 - Promotions Of Top Six Grade Airmen By Fiscal Year - FY 1964 Through 1969 (U)	256
GAINS, LOSSES, AND STATUS CHANGE . . . . .	257 - 264
(U) Table 100 - Gains, And Losses Of USAF Officers To The Active Military Strength, World-wide - FY 1969/ (U)	257 - 258
(U) Table 101 - Gains, Losses And Status Changes Of Airmen To USAF Active Military Strength, World-wide - FY 1969 (U)	259 - 261
(U) Table 102 - Gains And Losses Of USAF Officers By Grade, World-wide, By Quarter - FY 1969 (U)	262
(U) Table 103 - Gains Losses Of Airmen By Grade, World-wide, By Quarter - FY 1969 (U)	263
(U) Table 104 - Losses Of USAF Officers, By Aeronautical Status, By Age Group World-wide - FY 1969 (U)	264
ENLISTMENTS AND REENLISTMENTS . . . . .	265 - 267
(U) Table 105 - Enlistments And Reenlistments By Grade, By Sex, World-wide - FY 1969 (U)	265
(U) Table 106 - Enlistments And Reenlistments By Term Of Enlistment, By Sex, World-wide - FY 1969 (U)	265
(U) Table 107 - Enlistments By Educational Level, World-wide, By Quarter - FY 1969 (U)	266

UNCLASSIFIED

UNCLASSIFIED

TABLE OF CONTENTS (Continued)

PART VII - PERSONNEL (Continued)

Subject: (Continued)

ENLISTMENTS AND REENLISTMENTS (Continued)

(U) Table 108 - Non- Prior Service Enlistments By Armed Forces Qualification Test (AFQT) Mental Category, By Quarter - FY 1968 (U) . . . . . 267

RETIREMENTS . . . . . 268

(U) Table 109 - USAF Retired Military Personnel By Pay Grade, By Type Of Retirement, By Component, Inventory - 30 Jun 1969 (U) . . . . . 268

DISTRIBUTION OF USAF REGULAR AND NON-REGULAR LINE AND OTHER THAN LINE COMMISSIONED OFFICERS . . . . . 269 - 270

(U) Table 110 - Distribution Of USAF Regular (Male And Female) Line And Other Than Line Commissioned Officers By Permanent Grade And Temporary Grade In Which Serving - 30 Jun 1969 (U) . . . . . 269

(U) Table 111 - Distribution Of USAF Non-Regular (Male And Female) Line And Other Than Line Commissioned Officers By Permant Grade And Temporary Grade In Which Serving - As Of 30 Jun 1969 (U) . . . . . 270

OFFICER AND AIRMAN DEATHS . . . . . 271 - 273

(U) Table 112 - Non-Battle Deaths Of USAF Officers By Aeronautical Rating, By Grade In Which Serving At Time Of Death, World-wide, Semiannually - FY 1969 (U) . . . . . 271

(U) Table 113 - Non-Battle Deaths Of USAF Officers And Airmen By Grade In Which Serving At Time Of Death, World-wide, Semiannually - FY 1969 (U) . . . . . 271

(U) Table 114 - Non-Battle Deaths Of USAF Officers By Age Group, By Grade In Which Serving At Time Of Death, World-wide, Semiannually - FY 1969 (U) . . . . . 272

(U) Table 115 - Non-Battle Deaths Of Airmen By Age Group, By Grade In Which Serving At Time Of Death, World-wide, Semiannually - FY 1969 (U) . . . . . 272

(U) Table 116 - Non-Battle Deaths Of USAF Officers By Age Group, By Causative Agent, World-wide Semi-annually - FY 1969 (U) . . . . . 273

(U) Table 117 - Non-Battle Deaths Of Airmen By Age Group, By Causative Agent, World-wide, Semiannually - FY 1969 (U) . . . . . 273

AIR FORCE AID . . . . . 274

(U) Table 118 - Air Force Aid Society Summaries For Military Units, World-wide - FY 1969 (U) . . . . . 274

SOUTHEAST ASIA . . . . . 275

(U) Table 119 - Southeast Asia Battle Deaths Of USAF Officers By Aeronautical Rating, By Grade In Which Serving At Time Of Death, Semiannually - FY 1969 (U) . . . . . 275

(U) Table 120 - Southeast Asia Battle Deaths Of USAF Officers And Airmen By Grade In Which Serving At Time Of Death, Semiannually - FY 1969 (U) . . . . . 275

CIVILIAN PERSONNEL . . . . . 276 - 276A

(U) Table 121 - USAF Civilian Employees, World-wide, At End Of Quarter - FY 1969 (U) . . . . . 276A

(U) Table 122 - Summary Of USAF Civilian Retirement Fund Transactions For The Calendar Year Ended 31 Dec 1968 (U) . . . . . 276A

PART VIII - MEDICAL

MEDICAL . . . . . 277 - 283

Subject:

(U) DEFINITIONS (U) . . . . . 277

(U) Table 123 - Selected Data Concerning Medical Care Provided At Fixed Air Force Medical Facilities World-wide - FY 1965 - 1969 (U) . . . . . (U) 278 - 279

(U) Table 124 - Admission Rates For Major Illness Groups, By Month, Air Force Personnel - FY 1965 - 1969/ 280 281

(U) Table 125 - Noneffective Ratios For All Causes, By Month, Air Force Personnel, World-wide - FY 1965 - 1969 (U) . . . . . 282

(U) Table 126 - Hospitalized Ratios For All Causes, By Month, Air Force Personnel, World-wide - FY 1965 - 1969 (U) . . . . . 282

UNCLASSIFIED

**UNCLASSIFIED**  
**TABLE OF CONTENTS (Continued)**

PART VIII - MEDICAL (Continued)

Subject: (Continued)

(U) Table 127 - Number Of Individuals Completing Physiological Training According To Phase Of Training  
- FY 1965 - 1969 (U) . . . . . 283

PART IX - SECURITY AND DISCIPLINE

SECURITY AND MILITARY POLICE . . . . . 285 - 293

Subject:

(U)INTRODUCTION AND DEFINITIONS . . . . . 285 - 286

(U) Table 128 - Security Police Activities, World-wide, By Quarter - FY 1969 (U) . . . . . 287 - 292

(U) Table 129 - Personnel Released From Correctional Custody Serving Under Unit Commander Or Security  
Police Personnel - FY 1967 Through FY 1969 (U) . . . . . 293

(U) Table 130 - USAF Military Personnel Absent Without Leave, World-wide, By Quarter - FY 1967 Through  
FY 1969 (U) . . . . . 293

OFFICE OF SPECIAL INVESTIGATIONS . . . . . 294 - 299

(U)DEFINITIONS (U) . . . . . 294 - 295

(U) Table 131 - Special Investigations Conducted By The Office Of Special Investigations (OSI),World-  
wide - FY 1969 (U) . . . . . 296 - 299

JUDGE ADVOCATE GENERAL . . . . . 300 - 303

(U)INTRODUCTION AND DEFINITIONS (U) . . . . . 300

(U) Table 132 - Rates For USAF Personnel Tried By Courts-Martial And For Non-Judicial Punishment Under  
Article 15, World-wide, By Quarter - FY 1969 (U) . . . . . 301

(U) Table 133 - USAF Personnel Tried By Courts-Martial And Non-Judicial Punishment Under Article 15, By  
Command, World-wide, By Quarter - FY 1969 (U) . . . . . 302 - 303

PART X - COMPONENTS - AF RESERVE AND OFFICER TRAINING CORPS

Subject:

AIR FORCE RESERVE . . . . . 305 - 320

(U)INTRODUCTION AND DEFINITIONS . . . . . 305 - 306

(U) Table 134 - Air Force Reserve Personnel By Reserve Section, FY 1969 By Quarter (U) . . . . . 307

(U) Table 135 - Air Force Reserve Officers By Reserve Section, By Grade - 30 Jun 1969 (U) . . . . . 308

(U) Table 136 - Air Force Reserve Officers By Reserve Section, By Grade - 30 Jun 1968 (U) . . . . . 309

(U) Table 137 - Air Force Reserve Airmen By Reserve Section, By Grade - 30 Jun 1969 (U) . . . . . 310

(U) Table 138 - Air Force Reserve Airmen By Reserve Section, By Grade - 30 Jun 1968 (U) . . . . . 311

(U) Table 139 - Air Force Reserve Officer Gains And Loses By Selected Categories For FY 1969 (U) . . . . . 312

(U) Table 140 - Air Force Reserve Officer Gains And Loses By Selected Categories For FY 1968 (U) . . . . . 313

(U) Table 141 - Air Force Reserve Airmen Gains And Loses By Selected Categories For FY 1969 (U) . . . . . 314

(U) Table 142 - Air Force Reserve Airmen Gains And Loses By Selected Categories For FY 1968 (U) . . . . . 315

(U) Table 143 - Reserve Officer Representation On Air Force Staffs - 30 Jun 1969 (U) . . . . . 316

(U) Table 144 - Reserve Officer Representation On Air Force Staffs - 30 Jun 1968 (U) . . . . . 317

(U) Table 145 - Reserve Officer Representation On Air Force Staffs - 30 Jun 1967 (U) . . . . . 318

(U) Table 146 - Functional Distribution Of Air Force Reserve Aircraft As Of 30 Jun 1969 And Hours Flown  
During FY 1969 (U) . . . . . 319

(U) Table 147 - Age (In Months) Distribution Of Air Force Reserve Aircraft By Mission, Design, And  
Series, Continental US - 30 Jun 1969 (U) . . . . . 320

(U) AIR NATIONAL GUARD . . . . . 321 - 329

(U) Table 148 - Air National Guard Personnel Grade And Age Analysis - 30 Jun 1969 (U) . . . . . 322

# UNCLASSIFIED TABLE OF CONTENTS (Continued)

## PART X - COMPONENTS - AF RESERVE AND OFFICER TRAINING CORPS (Continued)

Subject: (Continued)

(U) Table 149 - Authorized And Assigned Air National Guard Personnel In Federally Recognized Units By State And The US Possession Of Puerto Rico - 30 Jun 1969 (U)	323 - 324
(U) Table 150 - Air National Guard Training By Type, United States And Possessions, By Quarter - FY 1969 (U)	324
(U) Table 151 - Functional Distribution Of Air National Guard Aircraft By Mission And Design World-wide - 30 Jun 1969 (C) (unclas after 1 yr).	325 - 326
(U) Table 152 - Air National Guard Average Aircraft And Hours Flown By Quarter, World-wide - FY 1969 (S) (unclas after 1 yr)	327
(U) Table 153 - Age (In Months) Distribution of Air National Guard Active Aircraft By Mission, Design, and Series, World-wide - 30 Jun 1969 (C) (unclas after 1 yr).	328 - 329
(U) RESERVE OFFICER TRAINING CORPS (U)	330 - 335
(U) Table 154 - AF Reserve Officer Training Corps (AFROTC) Cadet Enrollment By Institution, By Year Of Course, By State Or US Possession - FY 1969 (U)	331 - 335

## PART XI - FISCAL

FISCAL	337 - 363
Subject:	
(U) INTRODUCTION AND DEFINITIONS (U)	337
(U) Table 155 - Department Of The Air Force Status Of Gross Unliquidated Obligations - Beginning And End Of FY 1969 (U)	338 - 340
(U) Table 156 - Department Of The Air Force Amounts Available For Obligation During FY 1969 Reflecting New Obligation Authority And The Application Of Prior Year Unobligated Balances (U)	341
(U) Table 157 - Department Of The Air Force Gross Expenditures And Amounts Available For Expenditures - During FY 1969 (U)	342
(U) Table 158 - Department Of The Air Force Funds Available For Obligation In FY 1969 With Actual Obligations - During FY 1969 (U)	343 - 346
(U) Table 159 - Department Of The Air Force Gross Expenditures Against FY 1969 Program - During FY 1969 (U)	347 - 348
(U) Table 160 - Department Of The Air Force Gross Expenditures Against FY 1968 Program - During FY 1969 (U)	349 - 351
(U) Table 161 - Department Of The Air Force Gross Expenditures Against FY 1967 Program - During FY 1969 (U)	352 - 354
(U) Table 162 - Department Of The Air Force Gross Expenditures Against FY 1966 Program - During FY 1969 (U)	355 - 356
(U) Table 163 - Department Of The Air Force Gross Expenditures Against FY 1965 Program - During FY 1969 (U)	357
(U) Table 164 - Department Of The Air Force Gross Expenditures Against FY 1964 Program - During FY 1969 (U)	358
(U) Table 165 - Department Of The Air Force Gross Expenditures Against FY 1963 Program - During FY 1969 (U)	359
(U) Table 166 - Department Of The Air Force Gross Expenditures Against FY 1962 Program - During FY 1969 (U)	360
(U) Table 167 - Department Of The Air Force Gross Expenditures Against FY 1961 Program - During FY 1969 (U)	361
(U) Table 168 - Department Of The Air Force Gross Expenditures Against FY 1960 Program - During FY 1969 (U)	362
(U) Table 169 - Department Of The Air Force Gross Expenditures Against "M" Accounts And Combined Year Accounts - During FY 1969 (U)	363

## PART XII - TRANSPORTATION

TRANSPORTATION	365 - 369
Subject:	
(U) INTRODUCTION AND DEFINITIONS (U)	365
(U) Table 170 - Military Airlift Command (MAC) Selected Transport Operations Of The Single Manager Operating Agency By User - FY 1969 (U)	366

**UNCLASSIFIED**  
**TABLE OF CONTENTS (Continued)**

PART XII - TRANSPORTATION (Continued)

Subject: (Continued)

(U)	Table 171 - Military Airlift Command (MAC) Selected Transport Operations Of The Single Manager Operating Agency By Activity - FY 1969 (U) . . . . .	366
(U)	Table 172 - Military Airlift Command Airlift Service, Industrial Fund Aircraft And Flying Hour Data - FY 1969 (U) . . . . .	367
(U)	Table 173 - Military Airlift Command (MAC) Cost Of Commercial Airlift Procured For Single Manager Operating Agency, By Contractor - FY 1969 (U) . . . . .	368
(U)	Table 174 - Statement Of Revenue And Costs - Military Airlift Command USAF Industrial Fund - FY 1969 (U) . . . . .	369

## UNCLASSIFIED

## LINEAGE OF USAF MAJOR COMMANDS AND SEPARATE OPERATING AGENCIES

AERONAUTICAL CHART AND INFORMATION CENTER (ACIC)

Established as Aeronautical Chart Service and assigned to Air Transport Command, 13 March 1946; reassigned to Strategic Air Command, 21 May 1947; reassigned to Air Materiel Command, 1 March 1950; redesignated USAF Aeronautical Chart and Information Service, 1 February 1951; reassigned to Military Air Transport Service, 11 May 1952; redesignated USAF Aeronautical Chart and Information Center, 1 August 1952; redesignated Aeronautical Chart and Information Center, 20 September 1954; relieved from assignment to Military Air Transport Service and made a separate operating agency, 1 July 1960.

AEROSPACE DEFENSE COMMAND (ADC)

Established as Air Defense Command, 21 March 1946; activated as a major command, 27 March 1946; reassigned, as an operational command, to Continental Air Command, 1 December 1948; discontinued, 1 July 1950; reestablished as a major command, 1 January 1951; and redesignated Aerospace Defense Command, 15 January 1968.

AIR FORCE ACCOUNTING AND FINANCE CENTER (AFAFC)

Established as Air Force Finance Division and organized as a separate operating agency, 1 January 1951; redesignated Air Force Accounting and Finance Division, 1 September 1957; and redesignated Air Force Accounting and Finance Center, 1 July 1959.

AIR FORCE COMMUNICATIONS SERVICE (AFCS)

Constituted as Army Airways Communications System Wing, 13 April 1943; activated as part of Flight Control Command, 26 April 1943; reassigned directly to Army Air Forces, 14 July 1943; redesignated Army Airways Communications System, 26 April 1944; redesignated Air Communications Service and reassigned to Air Transport Command, 13 March 1946; redesignated Airways and Air Communications Service, 11 September 1946; reassigned to Military Air Transport Service, 1 June 1948; relieved from assignment to Military Air Transport Service, elevated to a major command, and redesignated Air Force Communications Service, 1 July 1961.

AIR FORCE DATA SYSTEMS DESIGN CENTER (AFDSDC)

Constituted as Air Force Data Systems Design Center and organized as a separate operating agency, 26 October 1967.

AIR FORCE LOGISTICS COMMAND (AFLC)

Established as Army Air Forces Materiel and Services, 14 July 1944; organized as a major command, 17 July 1944; redesignated Army Air Forces Air Technical Service Command, 31 August 1944; redesignated Air Technical Service Command, 1 July 1945; redesignated Air Materiel Command, 9 March 1946; and redesignated Air Force Logistics Command, 1 April 1961.

AIR FORCE RESERVE (AFRES)

Constituted as Air Force Reserve and activated as a separate operating agency, 21 June 1968; organized, 1 August 1968.

AIR FORCE SYSTEMS COMMAND (AFSC)

Established as Research and Development Command, 23 January 1950; organized as a major command, 1 February 1950; redesignated Air Research and Development Command, 16 September 1950; and redesignated Air Force Systems Command, 1 April 1961.

AIR RESERVE PERSONNEL CENTER (ARPC)

Constituted as Air Reserve Records Center, 30 November 1956; activated as part of Continental Air Command, 1 January 1957; redesignated Air Reserve Personnel Center, 1 September 1965; made a separate operating agency, 1 August 1968.

AIR TRAINING COMMAND (ATC)

Established as a major command under designation Air Corps Flying Training Command, 23 January 1942; redesignated Army Air Forces Flying Training Command, March 1942; redesignated Army Air Forces Training Command, 31 July 1943; and redesignated Air Training Command, 1 July 1946.

AIR UNIVERSITY (AU)

Established as Air Service School, 1920; redesignated Air Service Field Officers' School, 10 February 1921; redesignated Air Service Tactical School, 8 November 1922; redesignated Air Corps Tactical School, 18 August 1926; discontinued, 9 October 1942; reestablished as Army Air Forces School of Applied Tactics and assigned to Army Air Forces Center, 16 October 1943; redesignated Army Air Forces School, 1 June 1945; reassigned directly to Army Air Forces and given status of major command, 29 November 1945; and redesignated Air University, 12 March 1946.

UNCLASSIFIED



## UNCLASSIFIED

## LINEAGE OF USAF MAJOR COMMANDS AND SEPARATE OPERATING AGENCIES

AERONAUTICAL CHART AND INFORMATION CENTER (ACIC)

Established as Aeronautical Chart Service and assigned to Air Transport Command, 13 March 1946; reassigned to Strategic Air Command, 21 May 1947; reassigned to Air Materiel Command, 1 March 1950; redesignated USAF Aeronautical Chart and Information Service, 1 February 1951; reassigned to Military Air Transport Service, 11 May 1952; redesignated USAF Aeronautical Chart and Information Center, 1 August 1952; redesignated Aeronautical Chart and Information Center, 20 September 1954; relieved from assignment to Military Air Transport Service and made a separate operating agency, 1 July 1960.

AEROSPACE DEFENSE COMMAND (ADC)

Established as Air Defense Command, 21 March 1946; activated as a major command, 27 March 1946; reassigned, as an operational command, to Continental Air Command, 1 December 1948; discontinued, 1 July 1950; reestablished as a major command, 1 January 1951; and redesignated Aerospace Defense Command, 15 January 1968.

AIR FORCE ACCOUNTING AND FINANCE CENTER (AFAFC)

Established as Air Force Finance Division and organized as a separate operating agency, 1 January 1951; redesignated Air Force Accounting and Finance Division, 1 September 1957; and redesignated Air Force Accounting and Finance Center, 1 July 1959.

AIR FORCE COMMUNICATIONS SERVICE (AFCS)

Constituted as Army Airways Communications System Wing, 13 April 1943; activated as part of Flight Control Command, 26 April 1943; reassigned directly to Army Air Forces, 14 July 1943; redesignated Army Airways Communications System, 26 April 1944; redesignated Air Communications Service and reassigned to Air Transport Command, 13 March 1946; redesignated Airways and Air Communications Service, 11 September 1946; reassigned to Military Air Transport Service, 1 June 1948; relieved from assignment to Military Air Transport Service, elevated to a major command, and redesignated Air Force Communications Service, 1 July 1961.

AIR FORCE DATA SYSTEMS DESIGN CENTER (AFDSDC)

Constituted as Air Force Data Systems Design Center and organized as a separate operating agency, 26 October 1967.

AIR FORCE LOGISTICS COMMAND (AFLC)

Established as Army Air Forces Materiel and Services, 14 July 1944; organized as a major command, 17 July 1944; redesignated Army Air Forces Air Technical Service Command, 31 August 1944; redesignated Air Technical Service Command, 1 July 1945; redesignated Air Materiel Command, 9 March 1946; and redesignated Air Force Logistics Command, 1 April 1961.

AIR FORCE RESERVE (AFRES)

Constituted as Air Force Reserve and activated as a separate operating agency, 21 June 1968; organized, 1 August 1968.

AIR FORCE SYSTEMS COMMAND (AFSC)

Established as Research and Development Command, 23 January 1950; organized as a major command, 1 February 1950; redesignated Air Research and Development Command, 16 September 1950; and redesignated Air Force Systems Command, 1 April 1961.

AIR RESERVE PERSONNEL CENTER (ARPC)

Constituted as Air Reserve Records Center, 30 November 1956; activated as part of Continental Air Command, 1 January 1957; redesignated Air Reserve Personnel Center, 1 September 1965; made a separate operating agency, 1 August 1968.

AIR TRAINING COMMAND (ATC)

Established as a major command under designation Air Corps Flying Training Command, 23 January 1942; redesignated Army Air Forces Flying Training Command, March 1942; redesignated Army Air Forces Training Command, 31 July 1943; and redesignated Air Training Command, 1 July 1946.

AIR UNIVERSITY (AU)

Established as Air Service School, 1920; redesignated Air Service Field Officers' School, 10 February 1921; redesignated Air Service Tactical School, 8 November 1922; redesignated Air Corps Tactical School, 18 August 1926; discontinued, 9 October 1942; reestablished as Army Air Forces School of Applied Tactics and assigned to Army Air Forces Center, 16 October 1943; redesignated Army Air Forces School, 1 June 1945; reassigned directly to Army Air Forces and given status of major command, 29 November 1945; and redesignated Air University, 12 March 1946.

UNCLASSIFIED

## LINEAGE OF USAF MAJOR COMMANDS AND SEPARATE OPERATING AGENCIES (CONTINUED)

ALASKAN AIR COMMAND (AAC)

Constituted as Alaskan Air Force, 28 December 1941; activated as a major command, 15 January 1942; redesignated Eleventh Air Force, 5 February 1942; and redesignated Alaskan Air Command, 18 December 1945.

HEADQUARTERS COMMAND USAF (USAF HQCOMD)

Established as Bolling Field Command and organized as a major command, 15 December 1946; redesignated Headquarters Command, United States Air Force, 17 March 1948.

MILITARY AIRLIFT COMMAND (MAC)

Established as Military Air Transport Service and organized as a major command, 1 June 1948; redesignated Military Airlift Command, 1 January 1966.

OFFICE OF AEROSPACE RESEARCH (OAR)

Constituted as Air Force Research Division and activated as part of Air Research and Development Command, 28 December 1959; organized, 15 January 1960; relieved from assignment to Air Research and Development Command, redesignated Office of Aerospace Research, and made a separate operating agency, 1 April 1961.

PACIFIC AIR FORCES (PACAF)

Constituted as Far East Air Forces, 31 July 1944; activated as a major command, 3 August 1944; redesignated Pacific Air Command, US Army, 6 December 1945; redesignated Far East Air Forces, 1 January 1947; and redesignated Pacific Air Forces, 1 July 1957.

STRATEGIC AIR COMMAND (SAC)

Constituted as Continental Air Forces, 13 December 1944; activated as a major command, 15 December 1944; redesignated Strategic Air Command, 21 March 1946.

TACTICAL AIR COMMAND (TAC)

Established and activated as a major command, 21 March 1946; reassigned, as an operational command, to Continental Air Command, 1 December 1948; made an operational and administrative command under Continental Air Command, 20 September 1950; returned to status of major command, 1 December 1950.

USAF ACADEMY (USAFA)

Established, 27 July 1954; activated as a separate operating agency, 14 August 1954.

US AIR FORCES IN EUROPE (USAFE)

Constituted as Eighth Air Force, 19 January 1942; activated as a major command, 28 January 1942; redesignated United States Strategic Air Forces in Europe, 22 February 1944; and redesignated United States Air Forces in Europe, 7 August 1945.

USAF SECURITY SERVICE (USAFSS)

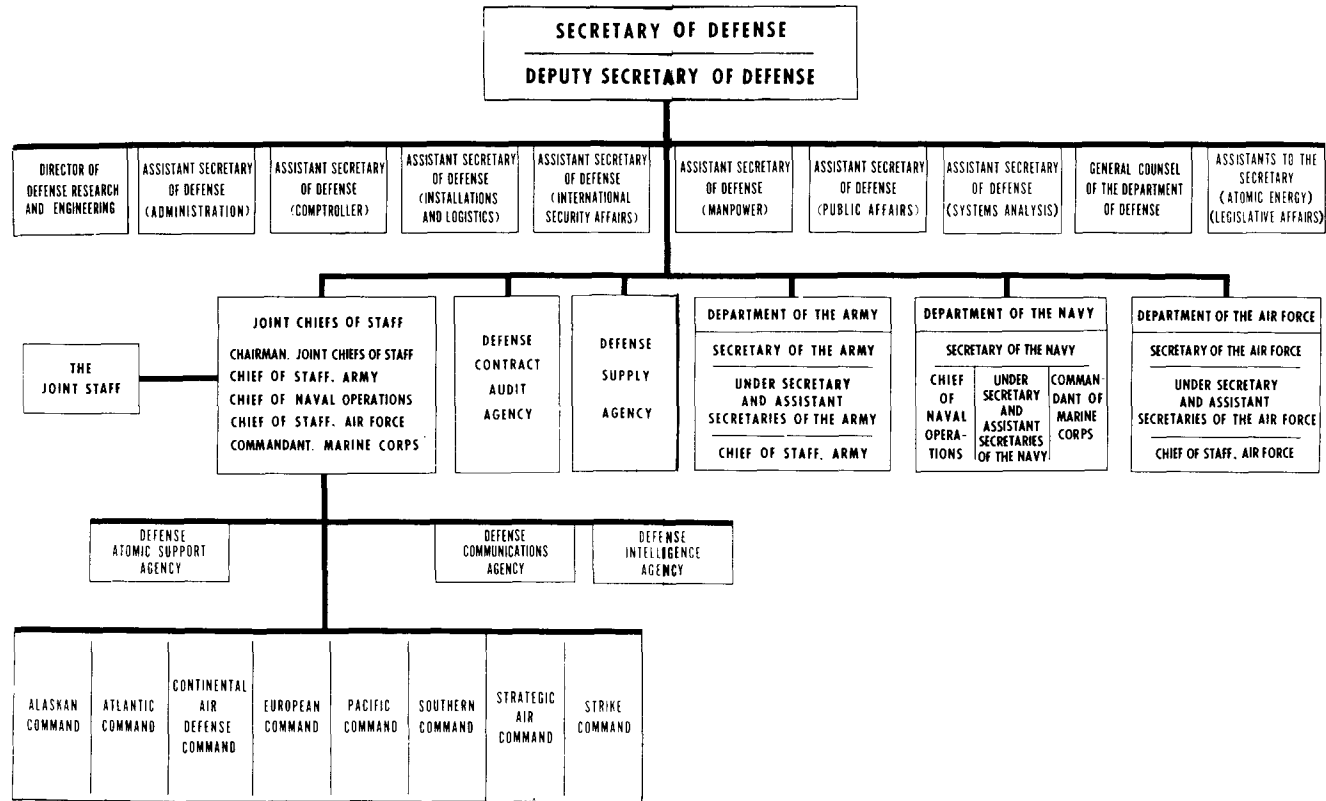
Established, 20 October 1948; organized as a major command, 26 October 1948.

UNITED STATES AIR FORCES SOUTHERN COMMAND (USAFSO)

Constituted as Panama Canal Air Force, 19 October 1940; activated as a major command, 20 November 1940; redesignated Caribbean Air Force, 5 August 1941; redesignated Sixth Air Force, 5 February 1942; redesignated Caribbean Air Command, 31 July 1946; and redesignated United States Air Forces Southern Command, 8 July 1963.

Source: Historical Research Division

DEPARTMENT OF DEFENSE



## LINEAGE OF USAF MAJOR COMMANDS AND SEPARATE OPERATING AGENCIES (CONTINUED)

ALASKAN AIR COMMAND (AAC)

Constituted as Alaskan Air Force, 28 December 1941; activated as a major command, 15 January 1942; redesignated Eleventh Air Force, 5 February 1942; and redesignated Alaskan Air Command, 18 December 1945.

HEADQUARTERS COMMAND USAF (USAF HQCOMD)

Established as Bolling Field Command and organized as a major command, 15 December 1946; redesignated Headquarters Command, United States Air Force, 17 March 1948.

MILITARY AIRLIFT COMMAND (MAC)

Established as Military Air Transport Service and organized as a major command, 1 June 1948; redesignated Military Airlift Command, 1 January 1966.

OFFICE OF AEROSPACE RESEARCH (OAR)

Constituted as Air Force Research Division and activated as part of Air Research and Development Command, 28 December 1959; organized, 15 January 1960; relieved from assignment to Air Research and Development Command, redesignated Office of Aerospace Research, and made a separate operating agency, 1 April 1961.

PACIFIC AIR FORCES (PACAF)

Constituted as Far East Air Forces, 31 July 1944; activated as a major command, 3 August 1944; redesignated Pacific Air Command, US Army, 6 December 1945; redesignated Far East Air Forces, 1 January 1947; and redesignated Pacific Air Forces, 1 July 1957.

STRATEGIC AIR COMMAND (SAC)

Constituted as Continental Air Forces, 13 December 1944; activated as a major command, 15 December 1944; redesignated Strategic Air Command, 21 March 1946.

TACTICAL AIR COMMAND (TAC)

Established and activated as a major command, 21 March 1946; reassigned, as an operational command, to Continental Air Command, 1 December 1948; made an operational and administrative command under Continental Air Command, 20 September 1950; returned to status of major command, 1 December 1950.

USAF ACADEMY (USAFA)

Established, 27 July 1954; activated as a separate operating agency, 14 August 1954.

US AIR FORCES IN EUROPE (USAFE)

Constituted as Eighth Air Force, 19 January 1942; activated as a major command, 28 January 1942; redesignated United States Strategic Air Forces in Europe, 22 February 1944; and redesignated United States Air Forces in Europe, 7 August 1945.

USAF SECURITY SERVICE (USAFSS)

Established, 20 October 1948; organized as a major command, 26 October 1948.

UNITED STATES AIR FORCES SOUTHERN COMMAND (USAFSO)

Constituted as Panama Canal Air Force, 19 October 1940; activated as a major command, 20 November 1940; redesignated Caribbean Air Force, 5 August 1941; redesignated Sixth Air Force, 5 February 1942; redesignated Caribbean Air Command, 31 July 1946; and redesignated United States Air Forces Southern Command, 8 July 1963.

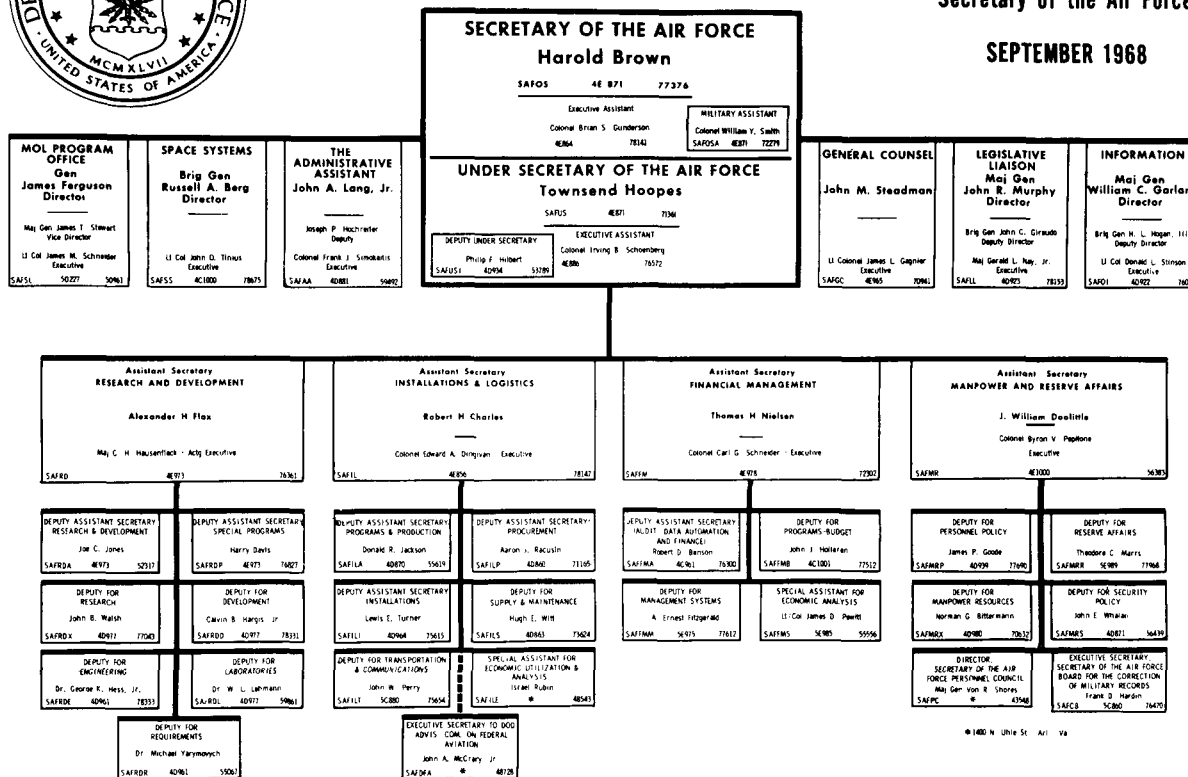
Source: Historical Research Division

UNCLASSIFIED



Office of the  
Secretary of the Air Force  
SEPTEMBER 1968

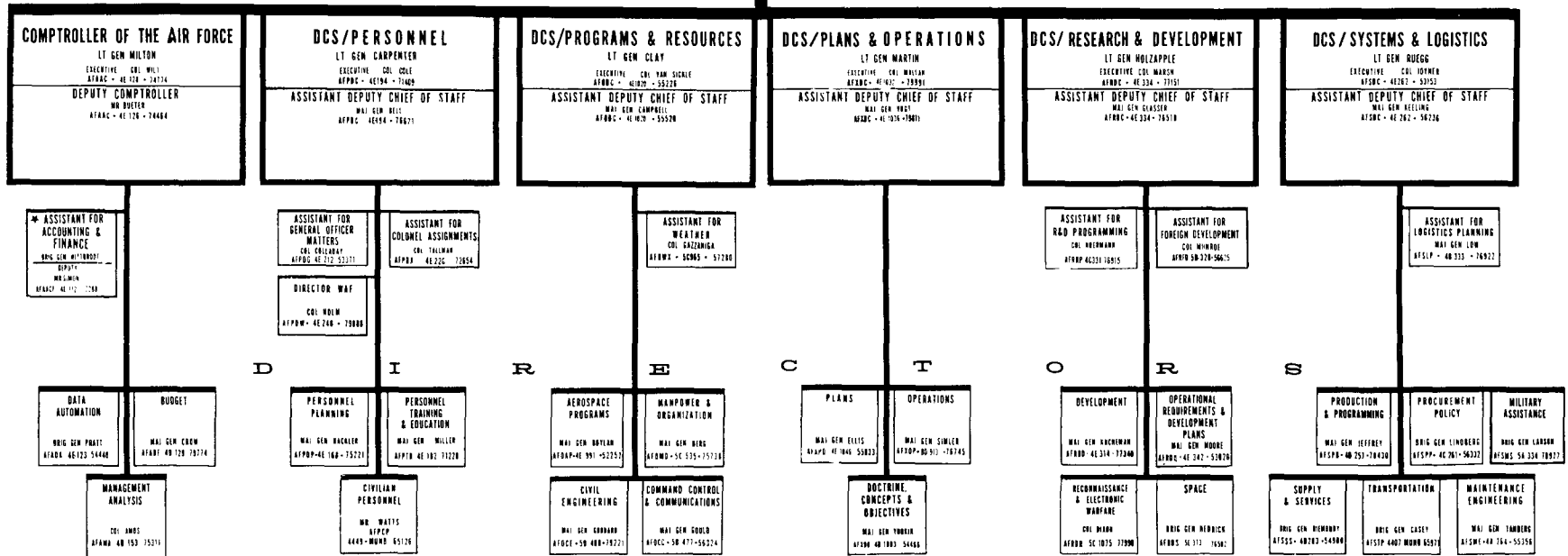

376-094 O - 70 - 2



\* 1111 190-51 N. Arlington VA

UNCLASSIFIED

**AIR STAFF**  
**DEPARTMENT OF THE AIR FORCE**



OCTOBER 1968

\* INDICATES CHANGES SINCE PREVIOUS ISSUE

## UNCLASSIFIED

XIX

SECRETARY OF DEFENSE AND EXECUTIVES AND COMMANDERS OF THE UNITED STATES AIR FORCE  
DURING FY 1969

		<u>TENURE</u>
		<u>FROM</u> <u>TO</u>
SECRETARY OF DEFENSE	HON MELVIN R. LAIRD HON CLARK M. CLIFFORD	22 Jan 1969 - 1 Mar 1968 - 20 Jan 1969
SECRETARY OF THE AIR FORCE	HON ROBERT C. SEAMANS, JR. HON HAROLD BROWN	15 Feb 1969 - 30 Sep 1965 - 15 Feb 1969
Under Secretary of the Air Force	Dr. John L. McLucas Hon Townsend Hoopes	17 Mar 1969 - 2 Oct 1967 - 3 Feb 1969
General Counsel	Hon John M. Steadman Hon J. William Doolittle	29 Apr 1968 - 6 Nov 1966 - 8 Apr 1968
Administrative Assistant	Hon John A. Lang, Jr.	17 Feb 1964 -
Legislative Liaison	Maj Gen John R. Murphy Maj Gen Lawrence S. Lightner	1 Aug 1968 - 1 Sep 1966 - 31 Jul 1968
Information	Maj Gen William C. Garland	1 Jun 1967 - 1 Jul 1969
Space Systems	Brig Gen Lew Allen, Jr. Brig Gen Russell A. Berg	20 Jun 1969 - Feb 1967 - 19 Jun 1969
Assistant Secretary, Research and Development	Hon Grant L. Hansen Dr. Alexander H. Flax	17 Mar 1969 - 8 Jul 1963 - 15 Mar 1969
Assistant Secretary, Installations and Logistics	Hon Philip N. Whittaker Hon Robert H. Charles	7 May 1969 - 29 Nov 1963 - 5 May 1969
Assistant Secretary, Financial Management	Hon Spencer J. Schedler Hon Thomas H. Nielsen	24 Jun 1969 - 1 Jan 1968 - 23 Jun 1969
Assistant Secretary, Manpower and Reserve Affairs	Dr. Curtis W. Tarr Hon J. William Doolittle	Jun 1969 - 9 Apr 1968 - Apr 1969
CHIEF OF STAFF	GEN JOHN P. McCONNELL	1 Feb 1965 -
Vice Chief of Staff	Gen John D. Ryan Gen Bruce K. Holloway	1 Aug 1968 - 1 Aug 1966 - 31 Jul 1968
Assistant Vice Chief of Staff	Lt Gen Seth J. McKee Lt Gen Hewitt T. Wheless	13 Jul 1968 - 19 Feb 1965 - 12 Jul 1968
The Judge Advocate General	Maj Gen Robert W. Manss	1 Oct 1964 -
The Inspector General	Lt Gen Selmon W. Wells Lt Gen Joseph H. Moore	4 Mar 1969 - 1 Aug 1967 - 28 Feb 1969
Chief of Operations Analysis	Mr. Ross S. Thackeray	18 May 1967 -
USAF Scientific Advisory Board	Dean Courtland D. Perkins Dr. H. G. Stever	1 May 1969 - 11 Jan 1962 - 1 May 1969
Chief of Chaplains	Maj Gen Edwin R. Chess	1 Aug 1966 -
Surgeon General	Lt Gen Kenneth E. Fletcher Lt Gen Richard L. Bohannon	1 Dec 1967 - 1 Dec 1963 - 30 Nov 1967
Office of Air Force Reserve	Maj Gen Tom E. Marchbanks, Jr. Maj Gen Richard S. Abbey	16 Feb 1968 - 1 Nov 1966 - 31 Dec 1967
Assistant Chief of Staff, Intelligence	Maj Gen Jamie M. Philpott Maj Gen Jack E. Thomas	1 May 1969 - 15 Mar 1963 - 30 Apr 1969
Assistant Chief of Staff, Studies and Analysis	Maj Gen Glenn A. Kent Maj Gen H. A. Davis	1 Aug 1968 - 12 Jul 1965 - 31 Jul 1968

UNCLASSIFIED

## UNCLASSIFIED

SECRETARY OF DEFENSE AND EXECUTIVES AND COMMANDERS OF THE UNITED STATES AIR FORCE  
DURING FY 1969 (CONTINUED)

		TENURE	
		FROM	TO
CHIEF OF STAFF (Continued)			
Comptroller of the Air Force	Lt Gen Duward L. Crow	17 Mar 1969	-
	Lt Gen Theodore R. Milton	1 Aug 1967	16 Mar 1969
Deputy Chief of Staff, Personnel	Lt Gen John W. Carpenter, III	1 Aug 1968	-
	Lt Gen Horace M. Wade	1 Aug 1966	31 Jul 1968
Deputy Chief of Staff, Programs and Resources	Lt Gen Lucius D. Clay, Jr.	1 Aug 1968	-
	Lt Gen Jack J. Catton	1 Aug 1967	31 Jul 1968
Deputy Chief of Staff, Plans and Operations	Lt Gen Glen W. Martin	1 Feb 1967	-
Deputy Chief of Staff, Research and Development	Lt Gen Marvin McNickle	1 Feb 1969	-
	Lt Gen Joseph R. Holzapple	1 Sep 1966	31 Jan 1969
Deputy Chief of Staff, Systems and Logistics	Lt Gen Robert G. Ruegg	1 Aug 1967	-
MAJOR COMMANDS AND SEPARATE OPERATING AGENCIES			
Aeronautical Chart and Information Center (ACIC)	Col Edwin L. Sterling	1 Nov 1968	-
	Col Albert J. McChristy, Jr.	1 May 1967	31 Oct 1968
Aerospace Defense Command (ADC)	Lt Gen Arthur C. Agan	1 Aug 1967	-
	Lt Gen Herbert B. Thatcher	1 Aug 1963	31 Jul 1967
Air Force Accounting and Finance Center (AFAFC)	Brig Gen Edwin S. Wittbrodt	1 Aug 1968	-
	Col James O. Gross	1 Jan 1968	31 Jul 1968
Air Force Communications Service (AFCS)	Maj Gen Robert W. Paulson	15 Jul 1967	-
	Maj Gen Richard P. Klocko	1 Nov 1965	2 Jul 1967
Air Force Data Systems Design Center (AFDSDC)	Brig Gen Vernon R. Turner	26 Oct 1967	-
Air Force Logistics Command (AFLC)	Gen Jack G. Merrell	29 Mar 1968	-
	Gen Thomas P. Gerrity	1 Aug 1967	24 Feb 1968
Air Force Reserve (AFRES) <u>a</u> /	Maj Gen Rollin B. Moore, Jr.	1 Aug 1968	-
	Lt Gen Henry Viccellio	1 Aug 1966	31 Jul 1968
Air Force Systems Command (AFSC)	Gen James Ferguson	1 Sep 1966	-
Air Reserve Personnel (AFRPC) <u>a</u> /	Col Leland A. Walker, Jr.	1 Aug 1968	-
Air Training Command (ATC)	Lt Gen Sam Maddux, Jr.	1 Jul 1966	-
Air University (AU)	Lt Gen Albert P. Clark	1 Aug 1968	-
	Lt Gen John W. Carpenter, III	1 Aug 1965	31 Jul 1968
Alaskan Air Command (AAC)	Maj Gen Thomas E. Moore	15 Nov 1966	-
Headquarters Command, USAF (Hq Comd, USAF)	Maj Gen Nils O. Ohman	5 Jul 1968	-
	Maj Gen Milton B. Adams	1 Dec 1967	30 Jun 1968
Military Airlift Command (MAC)	Gen Howell M. Estes, Jr.	19 Jul 1964	-
Office of Aerospace Research (OAR)	Brig Gen Leo A. Kiley	15 Jan 1968	-
	Maj Gen Ernest A. Pinson	15 Oct 1965	31 Oct 1967
Pacific Air Forces (PACAF)	Gen Joseph J. Nazzaro	1 Aug 1968	-
	Gen John D. Ryan	1 Feb 1967	31 Jul 1968
Strategic Air Command (SAC)	Gen Bruce K. Holloway	1 Aug 1968	-
	Gen Joseph J. Nazzaro	1 Feb 1967	31 Jul 1968

UNCLASSIFIED



# UNCLASSIFIED

XXI

## SECRETARY OF DEFENSE AND EXECUTIVES AND COMMANDERS OF THE UNITED STATES AIR FORCE DURING FY 1969 (CONTINUED)

		<u>TENURE</u>	
		<u>FROM</u>	<u>TO</u>
<b>MAJOR COMMANDS AND SEPARATE OPERATING AGENCIES (Continued)</b>			
Tactical Air Command (TAC)	Gen William W. Monyer	1 Aug 1963	-
	Gen Gabriel P. Disosway	1 Aug 1965	31 Jul 1968
USAF Academy (USAFA)	Lt Gen Thomas S. Moorman	1 Jul 1965	-
US Air Forces in Europe (USAFE)	Gen Joseph R. Holzapple	1 Feb 1969	-
	Gen Horace M. Wade	1 Aug 1968	31 Jan 1969
	Gen Maurice A. Preston	1 Aug 1966	31 Jul 1968
USAF Security Service (USAFSS)	Maj Gen Louis E. Coria	1 Nov 1965	-
USAF Southern Command (USAFSO)	Maj Gen Kenneth O. Sanborn	15 Jun 1968	-
	Maj Gen Reginald J. Clizbe	8 Aug 1966	14 Jun 1968

a/ Effective 1 August 1968.

# UNCLASSIFIED

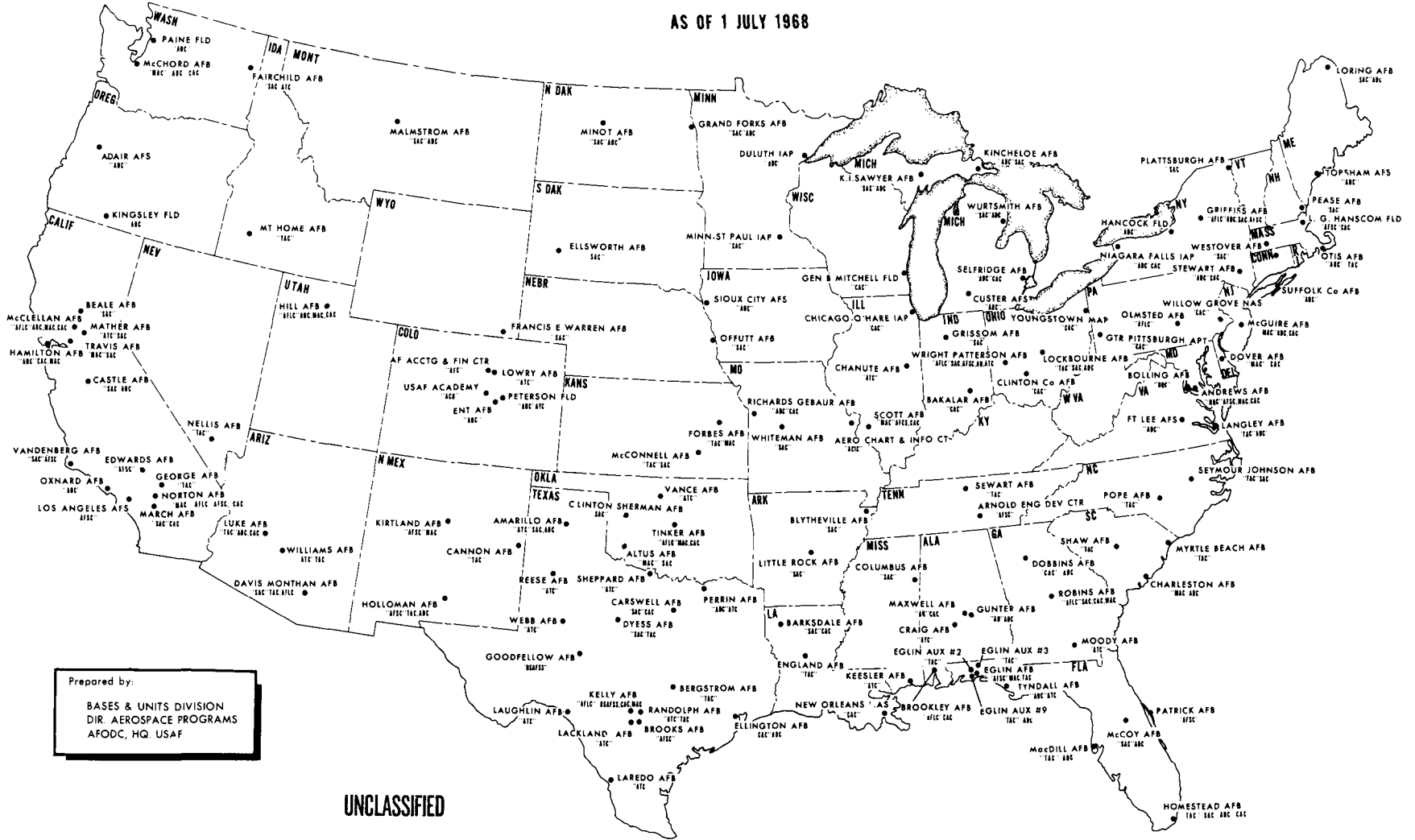
# USAF ACTIVE MAJOR INSTALLATIONS

UNCLASSIFIED

11X

BY "OPERATING COMMAND" & MAJOR TENANT COMMANDS

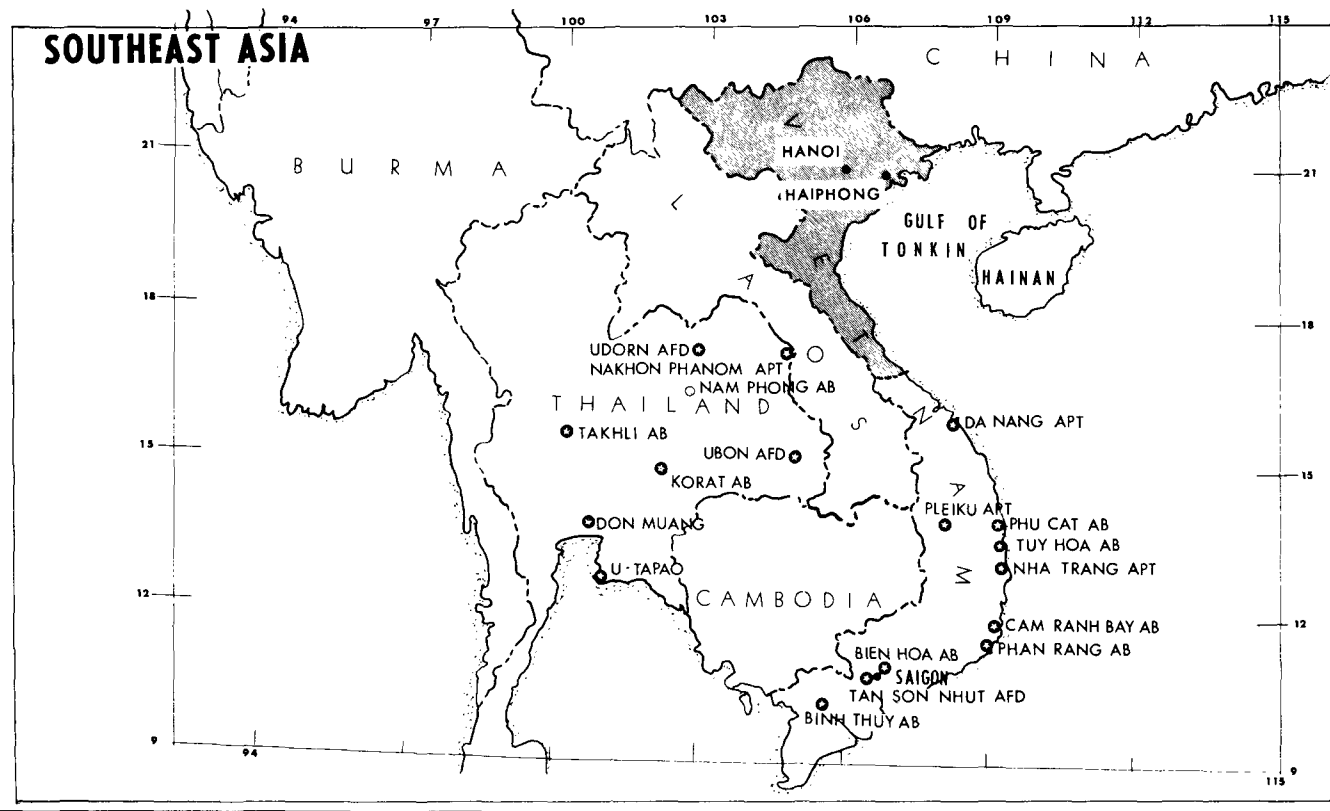
AS OF 1 JULY 1968



Prepared by:  
 BASES & UNITS DIVISION  
 DIR. AEROSPACE PROGRAMS  
 AFODC, HQ. USAF

UNCLASSIFIED

UNCLASSIFIED

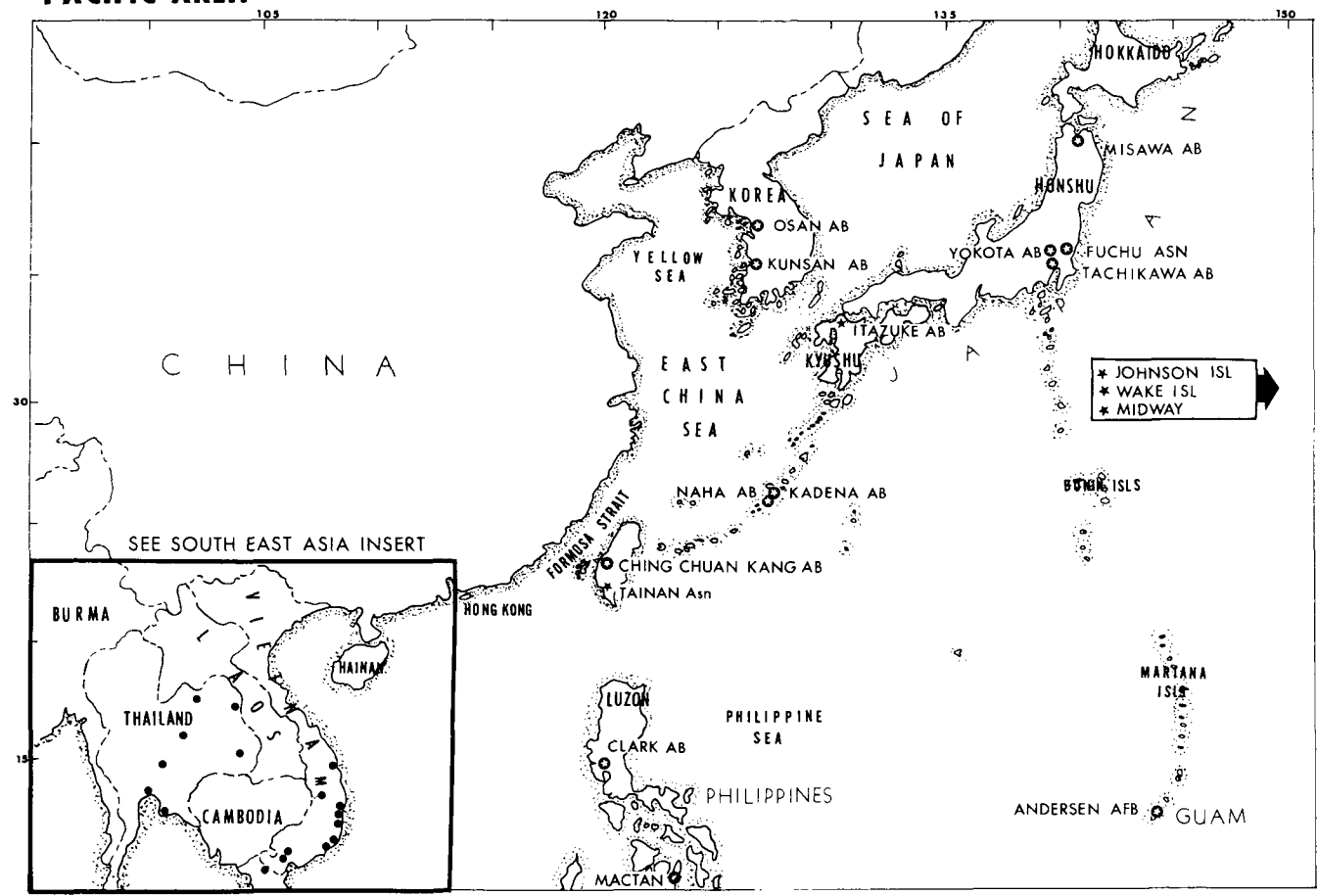


## USAF MAJOR INSTALLATIONS OUTSIDE CONTINENTAL U.S. — AS OF 1 JULY 1968

LEGEND.... ● USAF ACTIVE MAJOR INSTALLATIONS \* USAF DOB OR MAJOR ACTIVITY ○ INSTALLATIONS UNDER CONSTRUCTION  
Prepared by: BASES & UNITS DIVISION DIRECTORATE OF AEROSPACE PROGRAMS, AFODC, HQs. USAF

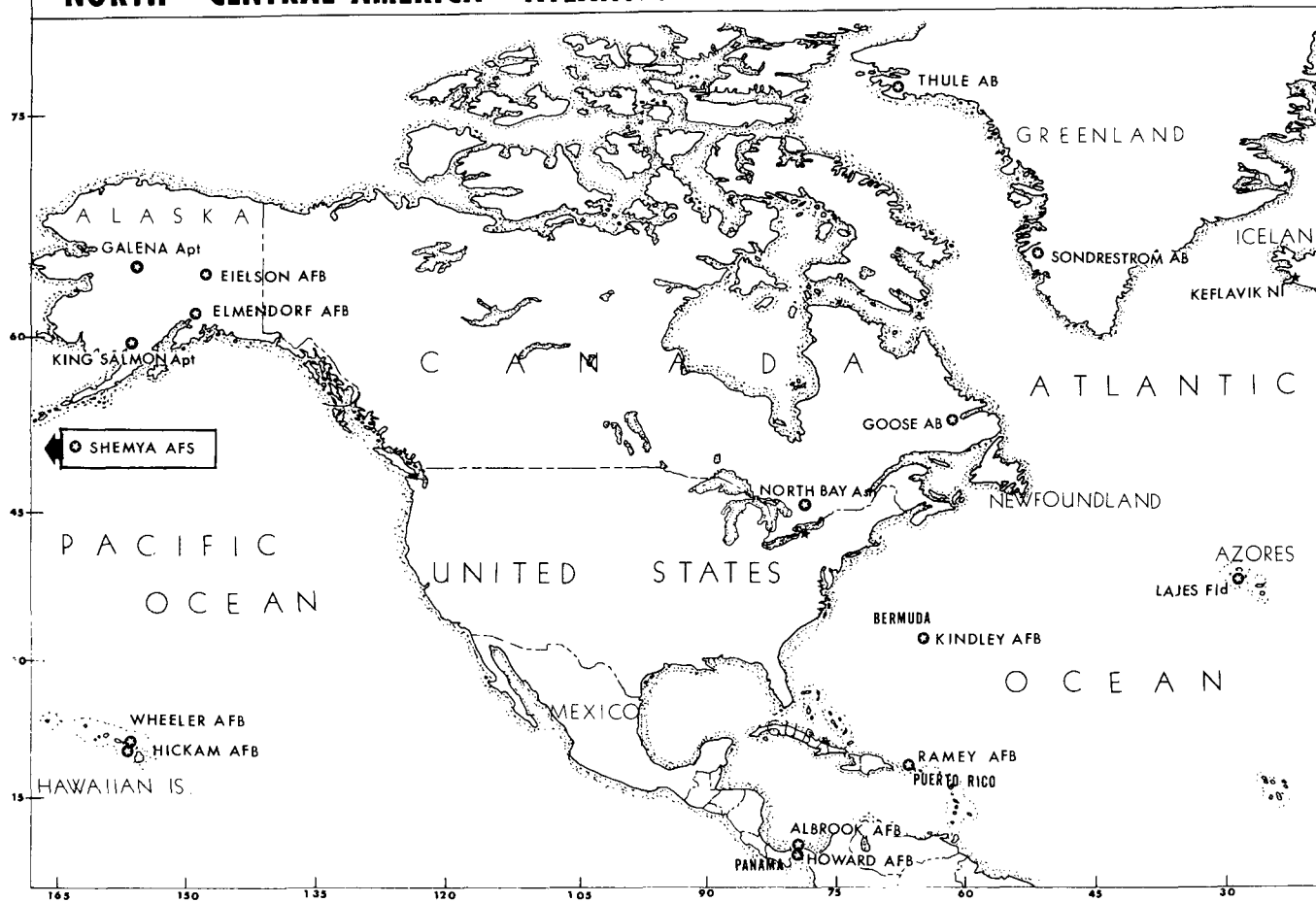
UNCLASSIFIED

PACIFIC AREA



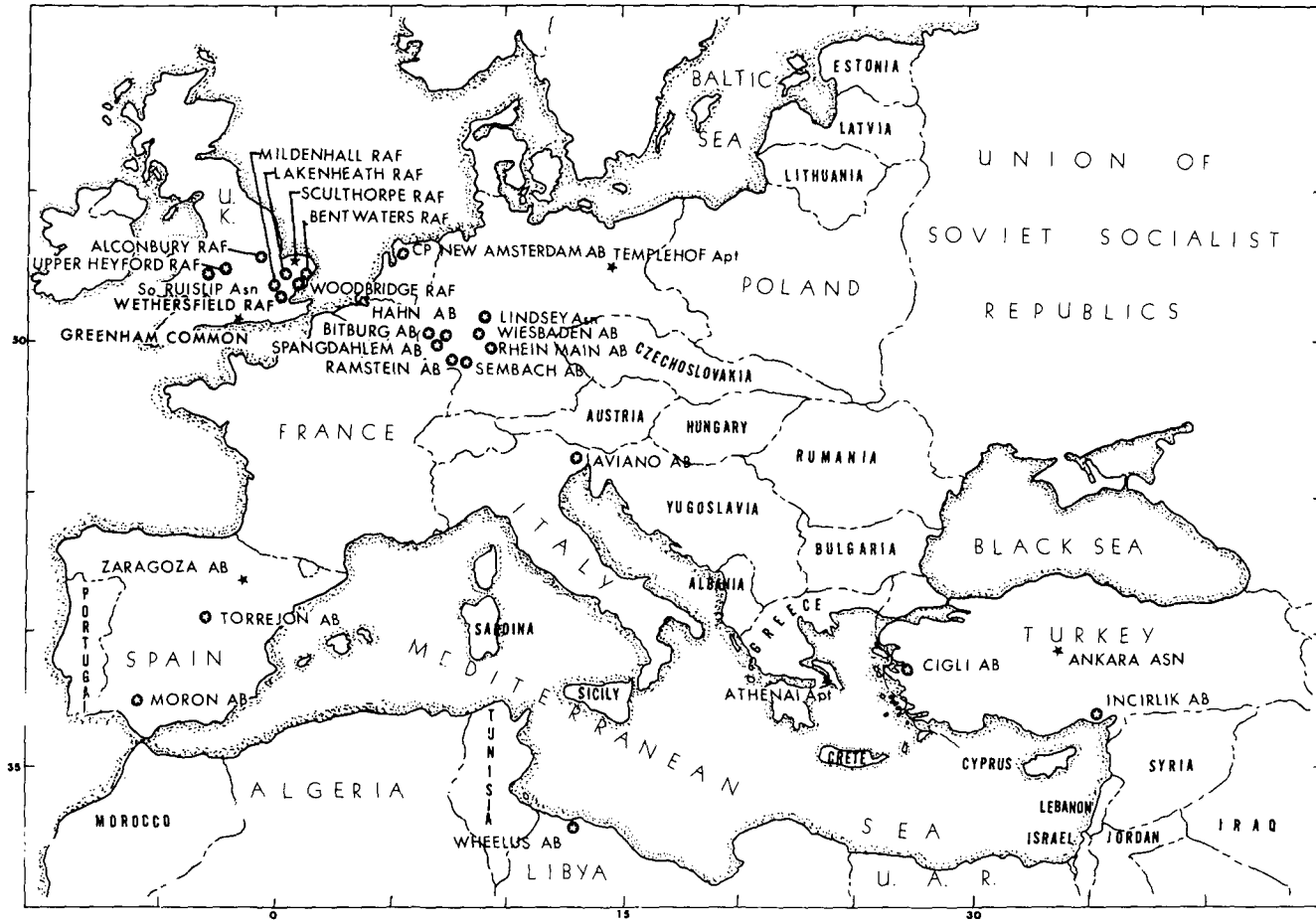
UNCLASSIFIED

### NORTH - CENTRAL AMERICA - ATLANTIC



UNCLASSIFIED

EUROPE - AFRICA - MIDDLE EAST



**UNCLASSIFIED**

# AIR FORCE UNITS AND CAPABILITIES

1

## PART I

### INTRODUCTION

Data in this section provide a summary of all USAF combat and flying support units.

The tables contain data reflecting number and kind of units; type of aircraft or missiles; command of assignment; deployment by geographical area; and combat readiness of units, aircraft, missiles, aircrews and launch crews.

For selected kinds of units, squadrons not having wing assignments are shown in wing equivalents on the basis of approximately three or four squadrons to a wing, depending on kind of unit and location.

### FUNCTIONS

The Forces have the following primary tasks:

STRATEGIC - OFFENSIVE - Long-range weapons delivery.

STRATEGIC - DEFENSIVE - Defending against enemy aerospace attack.

GENERAL PURPOSE - Attaining air superiority over battle areas, providing close air support, interdicting enemy supply and communications facilities and providing air logistics support.

INTELLIGENCE AND COMMUNICATIONS - Specified technical services.

AIRLIFT - Deployment of personnel and equipment and air resupply.

**UNCLASSIFIED**

TABLE 1 -- ACTIVE USAF ORGANIZATIONS BY MAJOR AIR COMMAND AND SEPARATE OPERATING AGENCY, WORLD-WIDE--30 JUN 1969

ORGANIZATION	TOTAL	ACIC	AAC	ADC	AFCS	AFAFC	AFLC	AFSC	ATC	AU	AFR	DSC	HQC USAF	MAC	OAR	PAF	RPC	SAC	TAC	USAFA	AFE	USAFSO	USAFSS
Headquarters USAF . . . .	1	-	-	-	-	-	-	-	-	-	-	-	-	-	-	-	-	-	-	-	-	-	-
Major Air Command and/ or Separate Operating Agencies . . . . .	22	1	1	1	1	1	1	1	1	1	1	1	1	1	1	1	1	1	1	1	1	1	1
Air Forces - Named . . . .	1	-	-	1	-	-	-	-	-	-	-	-	-	-	-	-	-	-	-	-	-	-	-
Air Forces - Numbered . . .	17	-	-	3	-	-	-	-	-	-	-	-	-	2	-	3	-	3	3	-	3	-	-
Areas - Air Materiel . . . .	5	-	-	-	-	-	5	-	-	-	-	-	-	-	-	-	-	-	-	-	-	-	-
Centers - Named . . . . .	27	-	-	1	-	-	4	6	5	-	-	-	-	5	-	-	-	-	5	-	-	-	1
Services . . . . .	6	-	-	-	-	-	-	-	1	-	-	-	1	4	-	-	-	-	-	-	-	-	-
Divisions . . . . .	51	-	-	12	-	-	-	6	-	-	-	-	1	-	-	6	-	17	8	-	1	-	-
Areas - Communications . . .	3	-	-	-	3	-	-	-	-	-	-	-	-	-	-	-	-	-	-	-	-	-	-
Wings . . . . .	180	-	1	8	-	-	2	2	12	1	-	-	2	23	-	31	-	50	27	-	15	1	5
Regions . . . . .	30	-	-	-	12	-	7	-	-	-	5	-	4	-	-	-	-	-	-	-	-	-	2
Groups . . . . .	294	-	2	17	22	-	7	11	37	2	1	-	15	14	-	36	-	62	25	-	26	1	16
Squadrons . . . . .	2,302	2	38	233	188	-	28	32	199	6	2	-	46	192	-	358	-	490	287	1	166	11	23
Flights . . . . .	35	-	-	-	2	-	-	2	-	-	-	-	2	4	-	17	-	-	6	-	2	-	-
College and Schools . . . .	17	-	-	-	-	-	-	1	9	4	-	-	-	-	-	-	-	-	2	-	-	1	-
Bands . . . . .	35	-	1	3	-	-	1	1	5	1	1	-	1	3	-	3	-	5	4	1	4	1	-
Hospitals . . . . .	86	-	2	7	-	-	5	5	12	1	-	-	1	5	-	11	-	2	19	1	15	-	-
Dispensaries . . . . .	71	-	2	12	-	-	2	4	3	-	-	-	-	5	-	29	-	-	-	-	13	1	-
Miscellaneous . . . . .	36	-	-	1	-	-	4	16	-	6	-	-	1	-	5	1	-	-	1	-	-	-	1
<u>AIR RESERVE</u>																							
Wings . . . . .	14	-	-	-	-	-	-	-	-	-	1	-	-	-	-	-	-	-	-	-	-	-	-
Groups . . . . .	40	-	-	-	-	-	-	-	-	-	40	-	-	-	-	-	-	-	-	-	-	-	-
Squadrons . . . . .	447	-	-	-	-	-	-	-	-	-	447	-	-	-	-	-	-	-	-	-	-	-	-
Flights . . . . .	199	-	-	-	-	-	-	-	-	-	199	-	-	-	-	-	-	-	-	-	-	-	-
Hospitals . . . . .	6	-	-	-	-	-	-	-	-	-	6	-	-	-	-	-	-	-	-	-	-	-	-
Dispensaries . . . . .	28	-	-	-	-	-	-	-	-	-	28	-	-	-	-	-	-	-	-	-	-	-	-

Source: Data Applications Division, Data Services Center, Comptroller of the Air Force.

DOWNGRADED AT 3 YEAR INTERVALS;  
 DECLASSIFIED AFTER 12 YEARS.  
 DOD DIR. 5200.10

CONFIDENTIAL



TABLE 2 - USAF COMBAT FORCES BY KIND OF UNIT, WORLD-WIDE, AT END OF QUARTER - FY 1969

(Table reflects the number of wings/squadrons organized in USAF Combat Forces by kind of unit as programmed in the USAF Force Structure. For selected kinds of units, squadrons not having wing assignments are shown in wing equivalents on the basis of approximately three or four squadrons to a wing, depending on kind of unit and location.)

KIND OF UNIT	30 SEP 1968	31 DEC 1968	31 MAR 1969	30 JUN 1969
<u>STRATEGIC - OFFENSIVE</u>				
Bomb, Heavy . . . . .	10/31	10/31	10/31	10/31
Bomb, Medium . . . . .	2/ 6	2/ 6	2/ 6	2/ 6
Strategic Reconnaissance . . . . .	2/ 3	1/ 2	1/ 2	1/ 2
Air Refueling . . . . .	41	41	41	41
Missile Augmentation (AGM-28) (B-52 Squadrons) . . . . .	17	17	17	17
Strategic Missile . . . . .	26	26	26	26
<u>STRATEGIC - DEFENSIVE</u>				
Fighter Interceptor <sup>a/</sup> . . . . .	5/19	5/19	5/19	5/19
Airborne Early Warning and Control . . . . .	7	7	7	7
Defense System Evaluation . . . . .	3	3	3	3
Air Defense Missile . . . . .	6	6	6	6
<u>GENERAL PURPOSE</u>				
Tactical Bomb . . . . .	1	1	2	2
Tactical Fighter . . . . .	28/96	28/94	28/93	25/85
Fighter/Attack . . . . .	"	8	8	10
Tactical Reconnaissance . . . . .	6/22	6/21	6/21	6/19
Tactical Electronic Warfare . . . . .	3	3	3	4
Special Operations . . . . .	24	26	28	29
Tactical Airlift . . . . .	11/33	11/33	11/33	10/33
Tactical Air Control System (Southeast Asia) . . . . .	6	6	7	7
Tactical Air Control System (Other) . . . . .	2	2	2	1
Defense Communications Planning Group . . . . .	2	2	2	2
Airborne Command Post (CINCS) . . . . .	2	2	2	2
Tactical Missile . . . . .	2	2	2	1
<u>INTELLIGENCE AND COMMUNICATIONS</u>				
Mapping, Charting and Geodesy . . . . .	2	2	2	2
Weather Service . . . . .	6	6	6	6
Aerial Target . . . . .	1	1	1	1
Aerospace Rescue/Recovery . . . . .	16	16	16	15
National Emergency Airborne Command Post . . . . .	1	1	1	1
<u>AIRLIFT</u>				
<u>Industrial Fund</u>				
Military Airlift . . . . .	28	28	28	20
Aeromedical Airlift . . . . .	6	4	3	2
Military Airlift (Special Mission) . . . . .	2	2	2	2
<u>Non-Industrial Fund</u>				
Military Airlift . . . . .	2	2	1	-

<sup>a/</sup> Fighter Interceptor, F/TF-102A, in PACAF, USAFE and Iceland included in General Purpose Forces, Fighter/attack.

Source: Data Applications Division, Data Services Center, Comptroller of the Air Force.

DOWNGRADED AT 3 YEAR INTERVALS;  
DECLASSIFIED AFTER 12 YEARS.  
DOD DIR. 5200.10

**SECRET**

TABLE 3 - USAF COMBAT FORCES BY KIND OF UNIT, BY

(This table reflects wings and squadrons deployed by geographical area. Squadrons in the Combat Forces not having depending on kind of unit and location. Some units are composites made up of aircraft from more than one unit or are

KIND OF UNIT	JUL 1968	AUG	SEP	OCT	NOV	DEC
CONTINENTAL						
<u>STRATEGIC - OFFENSIVE</u>						
<u>Bomb - Total</u> . . . . .	<u>10/29</u>	<u>10/29</u>	<u>10/29</u>	<u>10/29</u>	<u>10/29</u>	<u>10/29</u>
B-52 . . . . .	/23 /6	/23 /6	/23 /6	/23 /6	/23 /6	/23 /6
B-58 . . . . .						
<u>Strategic Reconnaissance - Total</u> . . . . .	<u>2/3</u>	<u>2/3</u>	<u>2/3</u>	<u>1/2</u>	<u>1/2</u>	<u>1/2</u>
SR-71A . . . . .	/2	/2	/2	/2	/2	/2
RC-135C . . . . .	/1	/1	/1	-	-	-
<u>Air Refueling - Total</u> . . . . .	<u>32</u>	<u>31</u>	<u>31</u>	<u>31</u>	<u>31</u>	<u>31</u>
KC-135A/Q . . . . .	32	31	31	31	31	31
<u>Missile Augmentation - Total</u> . . . . .	<u>16</u>	<u>16</u>	<u>16</u>	<u>16</u>	<u>16</u>	<u>16</u>
AGM-28B . . . . .	16	16	16	16	16	16
<u>Strategic Missile - Total</u> . . . . .	<u>26</u>	<u>26</u>	<u>26</u>	<u>26</u>	<u>26</u>	<u>26</u>
LGM-25C . . . . .	6	6	6	6	6	6
LGM-30A/B . . . . .	12	12	11	11	11	11
LGM-30F . . . . .	8	8	9	9	9	9
<u>STRATEGIC - DEFENSIVE</u>						
<u>Fighter Interceptor - Total</u> . . . . .	<u>6/23</u>	<u>6/22</u>	<u>5/17</u>	<u>5/17</u>	<u>5/17</u>	<u>5/17</u>
F-101B/F . . . . .	/11	/11	/6	/6	/6	/6
F-104A/B . . . . .	/1	/1	/1	/1	/1	/1
F-106A/B . . . . .	/11	/10	/10	/10	/10	/10
<u>Airborne Early Warning and Control - Total</u> . . . . .	<u>6</u>	<u>6</u>	<u>6</u>	<u>6</u>	<u>6</u>	<u>6</u>
EC-121D/H/Q/T . . . . .	6	6	6	6	6	6
<u>Defense System Evaluation - Total</u> . . . . .	<u>3</u>	<u>3</u>	<u>3</u>	<u>3</u>	<u>3</u>	<u>3</u>
B/EB-57, F-100C/F . . . . .	3	3	3	3	3	3
<u>Air Defense Missile - Total</u> . . . . .	<u>6</u>	<u>6</u>	<u>6</u>	<u>6</u>	<u>6</u>	<u>6</u>
CIM-10B . . . . .	6	6	6	6	6	6
<u>GENERAL PURPOSE</u>						
<u>Tactical Bomb - Total</u> . . . . .	-	-	-	-	-	-
B-57B/C/E/G . . . . .	-	-	-	-	-	-
<u>Tactical Fighter - Total</u> . . . . .	<u>8/35</u>	<u>7/35</u>	<u>7/35</u>	<u>7/35</u>	<u>7/35</u>	<u>7/33</u>
F-4C . . . . .	/2	/2	-	-	-	-
F-4D . . . . .	/15	/12	/12	/11	/14	/13

**SECRET**

DOWNGRADED AT 3 YEAR INTERVALS;  
DECLASSIFIED AFTER 12 YEARS.  
DOD DIR. 5200.10

**SECRET**

**GEOGRAPHICAL AREA, WORLD-WIDE AT END OF MONTH - FY 1969**

wing assignments are shown in wing equivalents on the basis of approximately three or four squadrons to a wing units having 50 percent or more of their aircraft on rotation or Temporary Duty in the applicable area.)

JAN 1969	FEB	MAR	APR	MAY	JUN	KIND OF UNITS
UNITED STATES						
						<u>STRATEGIC - OFFENSIVE</u>
<u>10/29</u>	<u>10/29</u>	<u>10/29</u>	<u>10/29</u>	<u>10/29</u>	<u>10/29</u>	<u>Bomb - Total</u>
<u>23</u> <u>6</u>	<u>23</u> <u>6</u>	<u>23</u> <u>6</u>	<u>23</u> <u>6</u>	<u>23</u> <u>6</u>	<u>23</u> <u>6</u>	B-52 B-58
<u>1/2</u>	<u>1/2</u>	<u>1/2</u>	<u>1/2</u>	<u>1/2</u>	<u>1/2</u>	<u>Strategic Reconnaissance - Total</u>
<u>2</u> -	<u>2</u> -	<u>2</u> -	<u>2</u> -	<u>2</u> -	<u>2</u> -	SR-71A RC-135C
<u>31</u>	<u>31</u>	<u>30</u>	<u>31</u>	<u>30</u>	<u>31</u>	<u>Air Refueling - Total</u>
31	31	30	31	30	31	KC-135A/Q
<u>16</u>	<u>16</u>	<u>16</u>	<u>16</u>	<u>16</u>	<u>16</u>	<u>Missile Augmentation - Total</u>
16	16	16	16	16	16	AGM-28B
<u>26</u>	<u>26</u>	<u>26</u>	<u>26</u>	<u>26</u>	<u>26</u>	<u>Strategic Missile - Total</u>
6	6	6	6	6	6	LGM-25C
11	10	10	10	10	10	LGM-30A/B
9	10	10	10	10	10	LGM-30F
						<u>STRATEGIC - DEFENSIVE</u>
<u>5/17</u>	<u>5/17</u>	<u>5/17</u>	<u>5/17</u>	<u>5/17</u>	<u>5/17</u>	<u>Fighter Interceptor - Total</u>
<u>6</u> <u>1</u> <u>10</u>	<u>6</u> <u>1</u> <u>10</u>	<u>6</u> <u>1</u> <u>10</u>	<u>6</u> <u>1</u> <u>10</u>	<u>6</u> <u>1</u> <u>10</u>	<u>6</u> <u>1</u> <u>10</u>	F-101B/F F-104A/B F-106A/B
<u>6</u>	<u>6</u>	<u>6</u>	<u>6</u>	<u>6</u>	<u>6</u>	<u>Airborne Early Warning and Control - Total</u>
6	6	6	6	6	6	EC-121D/H/Q/T
<u>3</u>	<u>3</u>	<u>3</u>	<u>3</u>	<u>3</u>	<u>3</u>	<u>Defense System Evaluation - Total</u>
3	3	3	3	3	3	E/EB-57, F-100C/F
<u>6</u>	<u>6</u>	<u>6</u>	<u>6</u>	<u>6</u>	<u>6</u>	<u>Air Defense Missile - Total</u>
6	6	6	6	6	6	CIM-10B
						<u>GENERAL PURPOSE</u>
-	<u>1</u> <u>1</u>	<u>1</u> <u>1</u>	<u>1</u> <u>1</u>	<u>1</u> <u>1</u>	<u>1</u> <u>1</u>	<u>Tactical Bomb - Total</u> B-57B/C/E/G
<u>5/29</u>	<u>6/30</u>	<u>6/28</u>	<u>7/30</u>	<u>7/31</u>	<u>5/26</u>	<u>Tactical Fighter - Total</u>
<u>9</u>	<u>9</u>	<u>5</u>	<u>9</u>	<u>8</u>	<u>7</u>	F-4C F-4D

**SECRET**

DOWNGRADED AT 3 YEAR INTERVALS;  
DECLASSIFIED AFTER 12 YEARS.  
DOD DIR. 5200.10

**SECRET**

TABLE 3 - USAF COMBAT FORCES BY KIND OF UNIT, BY GEOGRAPHICAL

KIND OF UNIT	JUL 1968	AUG	SEP	OCT	NOV	DEC
	CONTINENTAL					
<u>GENERAL PURPOSE (Continued)</u>						
<u>Tactical Fighter (Continued)</u>						
F-4E . . . . .	/ 6	/ 9	/10	/11	/ 8	/ 9
F-86H . . . . .	/ 2	/ 2	/ 2	/ 2	/ 2	-
F-100C/D/F . . . . .	/ 5	/ 5	/ 5	/ 5	/ 5	/ 5
F-105B/D/F . . . . .	/ 3	/ 3	/ 3	/ 3	/ 3	/ 3
F-111A . . . . .	/ 2	/ 2	/ 3	/ 3	/ 3	/ 3
<u>Fighter/Attack - Total</u> . . . . .	-	-	-	-	-	-
A-37B . . . . .	-	-	-	-	-	-
<u>Tactical Reconnaissance - Total</u> . . . . .	<u>2/ 9</u>	<u>2/ 9</u>	<u>2/ 9</u>	<u>2/ 9</u>	<u>2/ 9</u>	<u>2/ 8</u>
RF-4C . . . . .	/ 6	/ 6	/ 6	/ 6	/ 6	/ 6
RF-101A/C/G/H . . . . .	/ 3	/ 3	/ 3	/ 3	/ 3	/ 2
<u>Special Operations - Total</u> . . . . .	<u>4</u>	<u>4</u>	<u>4</u>	<u>4</u>	<u>4</u>	<u>4</u>
CH-3E, U-10B, A-26A, T-28D, C/VC-47A/D, C/AC-119G/K C-123B/K, C-130E . . . . .	4	4	4	4	4	4
<u>Tactical Airlift - Total</u> . . . . .	<u>4/11</u>	<u>4/12</u>	<u>4/12</u>	<u>4/12</u>	<u>4/12</u>	<u>4/12</u>
C-130A . . . . .	/ 2	/ 2	/ 2	/ 2	/ 2	/ 2
C-130B . . . . .	/ 1	/ 1	/ 1	/ 1	/ 1	/ 1
C-130E . . . . .	/ 8	/ 9	/ 9	/ 9	/ 9	/ 9
<u>Tactical Air Control System (Other) - Total</u> . . . . .	<u>2</u>	<u>2</u>	<u>2</u>	<u>2</u>	<u>2</u>	<u>2</u>
CH-3E . . . . .	2	2	2	2	2	2
<u>INTELLIGENCE AND COMMUNICATIONS</u>						
<u>Mapping, Charting and Geodesy - Total</u> . . . . .	<u>2</u>	<u>2</u>	<u>2</u>	<u>2</u>	<u>2</u>	<u>2</u>
CH-3C/E, C-118, RC-135A . . . . .	1	1	1	1	1	1
RC-130A . . . . .	1	1	1	1	1	1
<u>Weather Service - Total</u> . . . . .	<u>2</u>	<u>2</u>	<u>2</u>	<u>2</u>	<u>2</u>	<u>2</u>
WB-47E, WC-135B . . . . .	1	1	1	1	1	1
RB-57C/F . . . . .	1	1	1	1	1	1
<u>Aerial Target - Total</u> . . . . .	<u>1</u>	<u>1</u>	<u>1</u>	<u>1</u>	<u>1</u>	<u>1</u>
CH-21, BQM-34A . . . . .	1	1	1	1	1	1
<u>Aerospace Rescue/Recovery - Total</u> . . . . .	<u>3</u>	<u>3</u>	<u>3</u>	<u>3</u>	<u>3</u>	<u>3</u>
HC-97G, HC-130H . . . . .	3	3	3	3	3	3

DOWNGRADED AT 3 YEAR INTERVALS;  
 DECLASSIFIED AFTER 12 YEARS.  
 DOD DIR. 5200.10

AREA, WORLD-WIDE AT END OF MONTH - FY 1969

JAN 1969	FEB	MAR	APR	MAY	JUN	KIND OF UNIT
UNITED STATES (Continued)						<u>GENERAL PURPOSE (Continued)</u>
						<u>Tactical Fighter - (Continued)</u>
/ 9	/10	/12	/10	/10	/10	F-4E
-	-	-	-	-	-	F-86H
/ 5	/ 5	/ 5	/ 5	/ 7	/ 3	F-100C/D/F
/ 3	/ 3	/ 3	/ 3	/ 3	/ 3	F-105B/D/F
/ 3	/ 3	/ 3	/ 3	/ 3	/ 3	F-111A
-	-	-	-	2	2	<u>Fighter/Attack - Total</u>
-	-	-	-	2	2	A-37B
<u>2/ 8</u>	<u>2/ 8</u>	<u>2/ 8</u>	<u>2/ 9</u>	<u>2/ 9</u>	<u>2/ 7</u>	<u>Tactical Reconnaissance - Total</u>
/ 6	/ 6	/ 6	/ 6	/ 6	/ 6	RF-4C
/ 2	/ 2	/ 2	/ 3	/ 3	/ 1	RF-101A/C/G/H
4	4	4	4	4	5	<u>Special Operations - Total</u>
4	4	4	4	4	5	CH-3E, U-10B, A-26A, T-26D, C/VC-47A/D, C/AC-119G/K, C-123B/K, C-130E
<u>4/11</u>	<u>4/11</u>	<u>4/10</u>	<u>4/10</u>	<u>2/ 9</u>	<u>2/10</u>	<u>Tactical Airlift - Total</u>
/ 2	/ 2	/ 2	/ 2	/ 1	/ 1	C-130A
/ 1	/ 1	-	-	-	/ 1	C-130B
/ 8	/ 8	/ 8	/ 8	/ 8	/ 8	C-130E
2	2	2	2	2	1	<u>Tactical Air Control System (Other) - Total</u>
2	2	2	2	2	1	CH-3E
						<u>INTELLIGENCE AND COMMUNICATIONS</u>
2	2	2	2	2	2	<u>Mapping, Charting and Geodesy - Total</u>
1	1	1	1	1	1	CH-3C/E, C-118, RC-135A
1	1	1	1	1	1	RC-130A
2	2	2	2	2	2	<u>Weather Service - Total</u>
1	1	1	1	1	1	WB-47E, WC-135B
1	1	1	1	1	1	RB-57C/F
1	1	1	1	1	1	<u>Aerial Target - Total</u>
1	1	1	1	1	1	CH-21, BQM-34A
2	2	2	2	2	2	<u>Aerospace Rescue/Recovery - Total</u>
3	3	3	3	3	2	HC-97G, HC-130H

DOWNGRADED AT 3 YEAR INTERVALS;  
 DECLASSIFIED AFTER 12 YEARS.  
 DOD DIR. 5200.10

**SECRET**

TABLE 3 - USAF COMBAT FORCES BY KIND OF UNIT, BY GEOGRAPHICAL

KIND OF UNIT	JUL 1968	AUG	SEP	OCT	NOV	DEC
CONTINENTAL						
<u>INTELLIGENCE AND COMMUNICATIONS (Continued)</u>						
National Emergency Airborne Command Post - Total . . .	<u>1</u>	<u>1</u>	<u>1</u>	<u>1</u>	<u>1</u>	<u>1</u>
EC-135J . . . . .	1	1	1	1	1	1
<u>AIRLIFT</u>						
<u>Industrial Fund</u>						
<u>Military Airlift - Total</u> . . . . .	<u>27</u>	<u>26</u>	<u>25</u>	<u>25</u>	<u>25</u>	<u>25</u>
C-124C . . . . .	8	8	8	8	8	8
C-130E . . . . .	2	-	-	-	-	-
C-133A/B . . . . .	3	3	3	3	3	3
C-141A . . . . .	14	15	14	14	14	14
<u>Aeromedical Airlift - Total</u> . . . . .	<u>5</u>	<u>5</u>	<u>5</u>	<u>5</u>	<u>5</u>	<u>3</u>
C-9A, C-118, C-131A . . . . .	1	1	1	1	1	1
C-121G . . . . .	1	1	1	1	1	-
C-131A . . . . .	3	3	3	3	3	2
<u>Military Airlift (Special Mission) - Total</u> . . . . .	<u>2</u>	<u>2</u>	<u>2</u>	<u>2</u>	<u>2</u>	<u>2</u>
U-4B, VC-6A, C/VC-131D/H, VC-140B . . . . .	1	1	1	1	1	1
VC-118A, C-121, C-135B, VC-137A/C . . . . .	1	1	1	1	1	1
EUROPE - NORTH AFRICA (England, Germany, Italy,						
<u>STRATEGIC - OFFENSIVE</u>						
<u>Air Refueling - Total</u> . . . . .	-	-	-	-	-	-
KC-135A/Q . . . . .	-	-	-	-	-	-
<u>GENERAL PURPOSE</u>						
<u>Tactical Fighter - Total</u> . . . . .	<u>6/17</u>	<u>6/17</u>	<u>6/17</u>	<u>6/17</u>	<u>6/17</u>	<u>6/17</u>
F-4C . . . . .	/ 3	/ 3	/ 3	/ 3	/ 3	/ 3
F-4D . . . . .	/ 5	/ 5	/ 5	/ 5	/ 5	/ 5
F-100D/F . . . . .	/ 9	/ 9	/ 9	/ 9	/ 9	/ 9
<u>Fighter/Attack - Total</u> . . . . .	<u>4</u>	<u>4</u>	<u>4</u>	<u>4</u>	<u>4</u>	<u>4</u>
F/TF-102A . . . . .	4	4	4	4	4	4
<u>Tactical Reconnaissance - Total</u> . . . . .	<u>2/ 6</u>	<u>2/ 6</u>	<u>2/ 6</u>	<u>2/ 6</u>	<u>2/ 6</u>	<u>2/ 6</u>
RF-4C . . . . .	/ 4	/ 4	/ 4	/ 4	/ 4	/ 4
RF-101C . . . . .	/ 2	/ 2	/ 2	/ 2	/ 2	/ 2

DOWNGRADED AT 3 YEAR INTERVALS;  
 DECLASSIFIED AFTER 12 YEARS.  
 DOD DIR. 5200.10

**SECRET**

AREA, WORLD-WIDE AT END OF MONTH - FY 1969 (CONTINUED)

JAN 1969	FEB	MAR	APR	MAY	JUN	KIND OF UNIT
UNITED STATES (Continued)						
						<u>INTELLIGENCE AND COMMUNICATIONS (Continued)</u>
<u>1</u>	<u>1</u>	<u>1</u>	<u>1</u>	<u>1</u>	<u>1</u>	<u>National Emergency Airborne Command Post - Total</u>
1	1	1	1	1	1	EC-135J
						<u>AIRLIFT</u>
						<u>Industrial Fund</u>
<u>25</u>	<u>25</u>	<u>25</u>	<u>22</u>	<u>23</u>	<u>19</u>	<u>Military Airlift - Total</u>
8	8	8	5	6	2	C-124C
-	-	-	-	-	-	C-130E
3	3	3	3	3	3	C-133A/B
14	14	14	14	14	14	C-141A
<u>3</u>	<u>3</u>	<u>2</u>	<u>2</u>	<u>2</u>	<u>1</u>	<u>Aeromedical Airlift - Total</u>
1	1	1	1	1	1	C-9A, C-118, C-131A
-	-	-	-	-	-	C-121G
2	2	1	1	1	-	C-131A
<u>2</u>	<u>2</u>	<u>2</u>	<u>2</u>	<u>2</u>	<u>2</u>	<u>Military Airlift (Special Mission) - Total</u>
1	1	1	1	1	1	U-4B, VC-6A, C/VC-131D/H, VC-140B
1	1	1	1	1	1	VC-118A, C-121, C-135B, VC-137A/C
Libya, Netherlands, Spain, Turkey)						
						<u>STRATEGIC - OFFENSIVE</u>
-	<u>1</u>	<u>1</u>	<u>1</u>	<u>1</u>	<u>1</u>	<u>Air Refueling - Total</u>
-	1	1	1	1	1	KC-135A/Q
						<u>GENERAL PURPOSE</u>
<u>8/21</u>	<u>7/20</u>	<u>7/21</u>	<u>6/17</u>	<u>6/17</u>	<u>6/17</u>	<u>Tactical Fighter - Total</u>
/ 3	/ 3	/ 3	/ 3	/ 3	/ 3	F-4C
/ 9	/ 8	/ 9	/ 5	/ 5	/ 5	F-4D
/ 9	/ 9	/ 9	/ 9	/ 9	/ 9	F-100D/F
<u>4</u>	<u>4</u>	<u>4</u>	<u>4</u>	<u>4</u>	<u>4</u>	<u>Fighter/Attack - Total</u>
4	4	4	4	4	4	F/TF-102A
<u>2/ 6</u>	<u>2/ 6</u>	<u>2/ 6</u>	<u>2/ 6</u>	<u>2/ 6</u>	<u>2/ 6</u>	<u>Tactical Reconnaissance - Total</u>
/ 4	/ 4	/ 4	/ 5	/ 5	/ 5	RF-4C
/ 2	/ 2	/ 2	/ 1	/ 1	/ 1	RF-101C

DOWNGRADED AT 3 YEAR INTERVALS;  
DECLASSIFIED AFTER 12 YEARS.  
DOD DIR. 5200.10

**SECRET**

TABLE 3 - USAF COMBAT FORCES BY KIND OF UNIT, BY GEOGRAPHICAL

KIND OF UNIT	JUL 1968	AUG	SEP	OCT	NOV	DEC
<b>EUROPE - NORTH AFRICA (England, Germany, Italy,</b>						
<u>GENERAL PURPOSE (Continued)</u>						
<u>Tactical Electronic Warfare - Total</u> . . . . .	-	-	-	-	-	-
EB-66B/C/D/E . . . . .	-	-	-	-	-	-
<u>Special Operations - Total</u> . . . . .	<u>1</u>	<u>1</u>	<u>1</u>	<u>1</u>	<u>1</u>	<u>1</u>
C-47A, C-130E . . . . .	1	1	1	1	1	1
<u>Tactical Airlift - Total</u> . . . . .	<u>1</u>	<u>1</u>	<u>1</u>	<u>1</u>	<u>1</u>	<u>1</u>
C-130A . . . . .	-	-	-	-	-	-
C-130E . . . . .	1	1	1	1	1	1
<u>Airborne Command Post (CINCS) - Total</u> . . . . .	<u>1</u>	<u>1</u>	<u>1</u>	<u>1</u>	<u>1</u>	<u>1</u>
EC-135A/H. . . . .	1	1	1	1	1	1
<u>Tactical Missile - Total</u> . . . . .	<u>1</u>	<u>1</u>	<u>1</u>	<u>1</u>	<u>1</u>	<u>1</u>
CGM-13B . . . . .	1	1	1	1	1	1
<u>INTELLIGENCE AND COMMUNICATIONS</u>						
<u>Aerospace Rescue/Recovery - Total</u> . . . . .	<u>2</u>	<u>2</u>	<u>2</u>	<u>2</u>	<u>2</u>	<u>2</u>
HH-3E, HU-16B, HH-43B, HC-97G, HC-130H/P. . . . .	2	2	2	2	2	2
<u>AIRLIFT</u>						
<u>Industrial Fund</u>						
<u>Military Airlift - Total</u> . . . . .	<u>2</u>	<u>2</u>	<u>2</u>	<u>2</u>	<u>2</u>	<u>2</u>
C-124C a/ . . . . .	2	2	2	2	2	2
<u>Aeromedical Airlift - Total</u> . . . . .	<u>1</u>	<u>1</u>	<u>1</u>	<u>1</u>	<u>1</u>	<u>1</u>
C-118, C-131A . . . . .	1	1	1	1	1	1
<u>Non-Industrial Fund</u>						
<u>Military Airlift - Total</u> . . . . .	<u>1</u>	<u>1</u>	<u>1</u>	<u>1</u>	<u>1</u>	<u>1</u>
C-124C. . . . .	1	1	1	1	1	1
<b>ATLANTIC AREA (Azores, Bermuda,</b>						
<u>STRATEGIC - OFFENSIVE</u>						
<u>Bomb - Total</u> . . . . .	<u>1</u>	<u>1</u>	<u>1</u>	<u>1</u>	<u>1</u>	<u>1</u>
B-52 . . . . .	1	1	1	1	1	1

DOWNGRADED AT 3 YEAR INTERVALS;  
 DECLASSIFIED AFTER 12 YEARS.  
 DOD DIR. 5200.10

**SECRET**



**SECRET**

AREA, WORLD-WIDE AT END OF MONTH - FY 1969 (CONTINUED)

JAN 1969	FEB	MAR	APR	MAY	JUN	KIND OF UNIT
Libya, Netherlands, Spain, Turkey) (Continued)						
						<u>GENERAL PURPOSE (Continued)</u>
-	-	-	<u>1</u>	<u>1</u>	<u>1</u>	<u>Tactical Electronic Warfare - Total</u>
-	-	-	1	1	1	EB-66B/C/D/E
<u>1</u>	<u>1</u>	<u>1</u>	<u>1</u>	<u>1</u>	<u>1</u>	<u>Special Operations - Total</u>
1	1	1	1	1	1	C-47A, C-130E
<u>1/2</u>	<u>1/2</u>	<u>1/2</u>	<u>1/2</u>	<u>1/3</u>	<u>1/3</u>	<u>Tactical Airlift - Total</u>
-	-	-	-	<u>1/1</u>	<u>1/1</u>	C-130A
<u>1/2</u>	<u>1/2</u>	<u>1/2</u>	<u>1/2</u>	<u>1/2</u>	<u>1/2</u>	C-130E
<u>1</u>	<u>1</u>	<u>1</u>	<u>1</u>	<u>1</u>	<u>1</u>	<u>Airborne Command Post (CINCS) - Total</u>
1	1	1	1	1	1	EC-135A/H
<u>1</u>	<u>1</u>	<u>1</u>	-	-	-	<u>Tactical Missile - Total</u>
1	1	1	-	-	-	CGM-13B
						<u>INTELLIGENCE AND COMMUNICATIONS</u>
<u>2</u>	<u>2</u>	<u>2</u>	<u>2</u>	<u>2</u>	<u>2</u>	<u>Aerospace Rescue/Recovery - Total</u>
2	2	2	2	2	2	HH-3E, HU-16B, HH-43B, HC-97G, HC-130H/P
						<u>AIRLIFT</u>
						<u>Industrial Fund</u>
<u>2</u>	<u>2</u>	<u>2</u>	<u>2</u>	<u>1/1</u>	-	<u>Military Airlift - Total</u>
						C-124C a/
<u>1/1</u>	<u>1/1</u>	<u>1/1</u>	<u>1/1</u>	<u>1/1</u>	<u>1/1</u>	<u>Aeromedical Airlift - Total</u>
						C-118, C-131A
						<u>Non-Industrial Fund</u>
<u>1/1</u>	-	-	-	-	-	<u>Military Airlift - Total</u>
						C-124C
Greenland, Iceland, Puerto Rico, Canal Zone)						
						<u>STRATEGIC - OFFENSIVE</u>
<u>1/1</u>	<u>1/1</u>	<u>1/1</u>	<u>1/1</u>	<u>1/1</u>	<u>1/1</u>	<u>Bomb - Total</u>
						B-52

DOWNGRADED AT 3 YEAR INTERVALS;  
 DECLASSIFIED AFTER 12 YEARS.  
 DOD DIR. 5200.10

**SECRET**

TABLE 3 - USAF COMBAT FORCES BY KIND OF UNIT, BY GEOGRAPHICAL

KIND OF UNIT	JUL 1968	AUG	SEP	OCT	NOV	DEC
ATLANTIC AREA (Azores, Bermuda,						
<u>STRATEGIC - OFFENSIVE (Continued)</u>						
<u>Air Refueling - Total</u> . . . . .	<u>1</u>	<u>1</u>	<u>1</u>	<u>1</u>	<u>1</u>	<u>1</u>
KC-135A . . . . .	1	1	1	1	1	1
<u>Missile Augmentation - Total</u> . . . . .	<u>1</u>	<u>1</u>	<u>1</u>	<u>1</u>	<u>1</u>	<u>1</u>
AGM-28B . . . . .	1	1	1	1	1	1
<u>Tactical Fighter - Total</u> . . . . .	-	-	-	-	-	-
F-4D . . . . .	-	-	-	-	-	-
<u>GENERAL PURPOSE</u>						
<u>Fighter/Attack - Total</u> . . . . .	<u>1</u>	<u>1</u>	<u>1</u>	<u>1</u>	<u>1</u>	<u>1</u>
F/TF-102A . . . . .	1	1	1	1	1	1
<u>Special Operations - Total</u> . . . . .	<u>1</u>	<u>1</u>	<u>1</u>	<u>1</u>	<u>1</u>	<u>1</u>
UH-1F, CH-3E, U-10B, H-19B, T-28D, C/AC-47D . . . . .	1	1	1	1	1	1
<u>Tactical Airlift - Total</u> . . . . .	-	-	-	-	-	-
C-130B . . . . .	-	-	-	-	-	-
<u>INTELLIGENCE AND COMMUNICATIONS</u>						
<u>Weather Service - Total</u> . . . . .	<u>1</u>	<u>1</u>	<u>1</u>	<u>1</u>	<u>1</u>	<u>1</u>
WB-47E, WC-130B . . . . .	1	1	1	1	1	1
<u>Aerospace Rescue/Recovery - Total</u> . . . . .	<u>2</u>	<u>2</u>	<u>2</u>	<u>2</u>	<u>2</u>	<u>2</u>
HC-130H . . . . .	2	2	2	2	2	2
CANADA						
<u>STRATEGIC - OFFENSIVE</u>						
<u>Air Refueling - Total</u> . . . . .	<u>1</u>	<u>1</u>	<u>1</u>	<u>1</u>	<u>1</u>	<u>1</u>
KC-135A/Q . . . . .	1	1	1	1	1	1
PACIFIC AREA (Guam, Hawaii, Japan, Korea, Okinawa,						
<u>STRATEGIC - OFFENSIVE</u>						
<u>Bomb - Total</u> . . . . .	<u>2/7</u>	<u>2/7</u>	<u>2/7</u>	<u>2/7</u>	<u>2/7</u>	<u>2/7</u>
B-52 . . . . .	2/7	2/7	2/7	2/7	2/7	2/7

DOWNGRADED AT 3 YEAR INTERVALS;  
 DECLASSIFIED AFTER 12 YEARS.  
 DOD DIR. 5200.10

AREA, WORLD-WIDE AT END OF MONTH - FY 1969 (CONTINUED)

JAN 1969	FEB	MAR	APR	MAY	JUN	KIND OF UNIT
Greenland, Iceland, Puerto Rico, Canal Zone (Continued)						
						<u>STRATEGIC - OFFENSIVE (Continued)</u>
<u>1</u>	<u>1</u>	<u>1</u>	<u>1</u>	<u>1</u>	<u>1</u>	<u>Air Refueling - Total</u>
1	1	1	1	1	1	KC-135A
<u>1</u>	<u>1</u>	<u>1</u>	<u>1</u>	<u>1</u>	<u>1</u>	<u>Missile Augmentation - Total</u>
1	1	1	1	1	1	AGM-28B
-	-	-	-	<u>1</u>	-	<u>Tactical Fighter - Total</u>
-	-	-	-	1	-	F-4D
						<u>GENERAL PURPOSE</u>
<u>1</u>	<u>1</u>	<u>1</u>	<u>1</u>	<u>1</u>	<u>1</u>	<u>Fighter/Attack - Total</u>
1	1	1	1	1	1	F/TF-102A
<u>1</u>	<u>1</u>	<u>2</u>	<u>2</u>	<u>2</u>	<u>2</u>	<u>Special Operations - Total</u>
1	1	2	2	2	2	UH-1F, CH-3E, U-10B, H-19B, T-28D, C/AC-47D
-	-	<u>1</u>	<u>1</u>	<u>1</u>	-	<u>Tactical Airlift - Total</u>
-	-	1	1	1	-	C-130B
						<u>INTELLIGENCE AND COMMUNICATIONS</u>
<u>1</u>	<u>1</u>	<u>1</u>	<u>1</u>	<u>1</u>	<u>1</u>	<u>Weather Service - Total</u>
1	1	1	1	1	1	WB-47E, WC-130B
<u>2</u>	<u>2</u>	<u>2</u>	<u>2</u>	<u>2</u>	<u>2</u>	<u>Aerospace Rescue/Recovery - Total</u>
2	2	2	2	2	2	HC-130H
(Labrador)						
						<u>STRATEGIC - OFFENSIVE</u>
<u>1</u>	<u>1</u>	<u>1</u>	<u>1</u>	<u>1</u>	<u>1</u>	<u>Air Refueling - Total</u>
1	1	1	1	1	1	KC-135A/Q
Philippines, South Vietnam Thailand, Taiwan)						
						<u>STRATEGIC OFFENSIVE</u>
<u>2/7</u> /7	<u>2/7</u> /7	<u>2/7</u> /7	<u>2/7</u> /7	<u>2/7</u> /7	<u>2/7</u> /7	<u>Bomb - Total</u> B-52

**SECRET**

DOWNGRADED AT 3 YEAR INTERVALS;  
DECLASSIFIED AFTER 12 YEARS.  
DOD DIR. 5200.10

TABLE 3 - USAF COMBAT FORCES BY KIND OF UNIT, BY GEOGRAPHICAL

KIND OF UNIT	JUL 1968	AUG	SEP	OCT	NOV	DEC
PACIFIC AREA (Guam, Hawaii, Japan, Korea, Okinawa,						
<u>STRATEGIC - OFFENSIVE (Continued)</u>						
Air Refueling - Total . . . . .	6	7	7	7	7	7
KC-135A/Q . . . . .	6	7	7	7	7	7
<u>STRATEGIC - DEFENSIVE</u>						
Fighter Interceptor - Total . . . . .	-	/ 1	/ 1	/ 1	/ 1	/ 1
F-106A/B . . . . .	-	/ 1	/ 1	/ 1	/ 1	/ 1
Airborne Early Warning and Control - Total . . . . .	1	1	1	1	1	1
EC-121D . . . . .	1	1	1	1	1	1
<u>GENERAL PURPOSE</u>						
Tactical Bomb - Total . . . . .	/ 1	/ 1	/ 1	/ 1	/ 1	/ 1
B-57B/C/E . . . . .	/ 1	/ 1	/ 1	/ 1	/ 1	/ 1
Tactical Fighter - Total . . . . .	15/44	15/44	15/44	15/44	15/44	15/44
F-4C . . . . .	/ 9	/ 9	/ 9	/ 9	/ 9	/ 9
F-4D . . . . .	/10	/10	/10	/10	/10	/10
F-4E . . . . .	-	-	-	-	/ 1	/ 1
F-100C/D/F . . . . .	/18	/18	/18	/18	/18	/18
F-105D/F . . . . .	/ 7	/ 7	/ 7	/ 7	/ 6	/ 6
Fighter/Attack - Total . . . . .	3	3	3	3	3	3
F/TF-102A . . . . .	3	3	3	3	3	3
Tactical Reconnaissance - Total . . . . .	2/ 7	2/ 7	2/ 7	2/ 7	2/ 7	2/ 7
RF-4C . . . . .	/ 5	/ 5	/ 5	/ 5	/ 5	/ 5
RF-101C . . . . .	/ 2	/ 2	/ 2	/ 2	/ 2	/ 2
Tactical Electronic Warfare - Total . . . . .	/ 6	/ 6	/ 3	/ 3	/ 3	/ 3
C/EC-47D/N/P . . . . .	/ 3	/ 3	-	-	-	-
EB-66B/C/E . . . . .	/ 3	/ 3	/ 3	/ 3	/ 3	/ 3
Special Operations - Total . . . . .	16	18	18	20	20	20
A-1E/G/H/J, UH-1F, O-2B, CH-3E, U-10B/D, A-26A, A-37A, C/AC-47A/D, AC-119G, C/UC-123B/K, C/AC-130A/E . . . . .	16	18	18	20	20	20
Tactical Airlift - Total . . . . .	7/20	7/19	7/19	7/19	7/19	7/19
C-7A . . . . .	/ 6	/ 6	/ 6	/ 6	/ 6	/ 6
C-130A . . . . .	/ 5	/ 5	/ 5	/ 5	/ 5	/ 5
C-130B . . . . .	/ 4	/ 4	/ 4	/ 4	/ 4	/ 4
C-130E . . . . .	/ 5	/ 4	/ 4	/ 4	/ 4	/ 4

DOWNGRADED AT 3 YEAR INTERVALS;  
 DECLASSIFIED AFTER 12 YEARS.  
 DOD DIR. 5200.10

## AREA, WORLD-WIDE AT END OF MONTH - FY 1969 (CONTINUED)

JAN 1969	FEB	MAR	APR	MAY	JUNE	KIND OF UNIT
Philippines, South Vietnam, Thailand, Taiwan) (Continued)						
						<u>STRATEGIC - OFFENSIVE</u> (Continued)
<u>6</u>	<u>6</u>	<u>7</u>	<u>6</u>	<u>7</u>	<u>6</u>	<u>Air Refueling - Total</u>
6	6	7	6	7	6	KC-135A/Q
						<u>STRATEGIC - DEFENSIVE</u>
<u>/ 1</u>	<u>/ 1</u>	<u>/ 1</u>	<u>/ 1</u>	<u>/ 1</u>	<u>/ 1</u>	<u>Fighter Interceptor - Total</u>
/ 1	/ 1	/ 1	/ 1	/ 1	/ 1	F-106A/B
<u>1</u>	<u>1</u>	<u>1</u>	<u>1</u>	<u>1</u>	<u>1</u>	<u>Airborne Early Warning and Control - Total</u>
1	1	1	1	1	1	EC-121D
						<u>GENERAL PURPOSE</u>
<u>/ 1</u>	<u>/ 1</u>	<u>/ 1</u>	<u>/ 1</u>	<u>/ 1</u>	<u>/ 1</u>	<u>Tactical Bomb - Total</u>
/ 1	/ 1	/ 1	/ 1	/ 1	/ 1	B-57B/C/E
<u>15/44</u>	<u>15/44</u>	<u>15/44</u>	<u>15/45</u>	<u>14/42</u>	<u>14/42</u>	<u>Tactical Fighter - Total</u>
/ 9	/ 9	/ 9	/ 9	/ 9	/ 9	F-4C
/10	/10	/10	/10	/10	/12	F-4D
/ 1	/ 1	/ 1	/ 3	/ 4	/ 4	F-4E
/18	/18	/18	/17	/14	/12	F-100C/D/F
/ 6	/ 6	/ 6	/ 6	/ 5	/ 5	F-105D/F
<u>3</u>	<u>3</u>	<u>3</u>	<u>3</u>	<u>3</u>	<u>3</u>	<u>Fighter/Attack - Total</u>
3	3	3	3	3	3	F/TF-102A
<u>2/ 7</u>	<u>2/ 7</u>	<u>2/ 7</u>	<u>2/ 7</u>	<u>2/ 6</u>	<u>2/ 6</u>	<u>Tactical Reconnaissance - Total</u>
/ 5	/ 5	/ 5	/ 5	/ 5	/ 5	RF-4C
/ 2	/ 2	/ 2	/ 2	/ 1	/ 1	RF-101C
<u>/ 3</u>	<u>/ 3</u>	<u>/ 3</u>	<u>/ 3</u>	<u>/ 3</u>	<u>/ 3</u>	<u>Tactical Electronic Warfare - Total</u>
-	-	-	-	-	-	C/EC-47D/N/P
/ 3	/ 3	/ 3	/ 3	/ 3	/ 3	EB-66B/C/E
<u>21</u>	<u>21</u>	<u>21</u>	<u>21</u>	<u>21</u>	<u>21</u>	<u>Special Operations - Total</u>
21	21	21	21	21	21	A-1E/G/H/J, UH-1F, O-2B, CH-3E, U-10B/D, A-26A, A-37A, C/AC-47A/D, AC-119G, C/UC-123B/K, C/AC-130A/E
<u>7/19</u>	<u>7/19</u>	<u>7/19</u>	<u>7/19</u>	<u>7/19</u>	<u>7/19</u>	<u>Tactical Airlift - Total</u>
/ 6	/ 6	/ 6	/ 6	/ 6	/ 6	C-7A
/ 5	/ 5	/ 5	/ 5	/ 5	/ 5	C-130A
/ 4	/ 4	/ 4	/ 4	/ 4	/ 4	C-130B
/ 4	/ 4	/ 4	/ 4	/ 4	/ 4	C-130E

DOWNGRADED AT 3 YEAR INTERVALS;  
 DECLASSIFIED AFTER 12 YEARS.  
 DOD DIR. 5200.10

TABLE 3 - USAF COMBAT FORCES BY KIND OF UNIT, BY GEOGRAPHICAL

KIND OF UNIT	JUL 1968	AUG	SEP	OCT	NOV	DEC
PACIFIC AREA (Guam, Hawaii, Japan, Korea, Okinawa,						
<u>GENERAL PURPOSE (Continued)</u>						
<u>Tactical Air Control (SEA) - Total</u> . . . . .	8	6	6	6	6	6
O-1E/F/G, O-2A, OV-10 . . . . .	5	5	5	5	5	5
CH-3C/E, UH-1F . . . . .	2	1	1	1	1	1
C-130E . . . . .	1	1	1	1	1	1
<u>Defense Communications Planning Group - Total</u> . . . . .	2	2	2	2	2	2
EC-121R . . . . .	2	2	2	2	2	2
<u>Airborne Command Post (CINCS)-Total</u> . . . . .	1	1	1	1	1	1
EC-135P . . . . .	1	1	1	1	1	1
<u>Tactical Missile - Total</u> . . . . .	1	1	1	1	1	1
CGM-13B . . . . .	1	1	1	1	1	1
<u>INTELLIGENCE AND COMMUNICATIONS</u>						
<u>Weather Service - Total</u> . . . . .	3	3	3	3	3	3
WB-47E . . . . .	1	1	1	1	1	1
RB-57F, WC-135B . . . . .	1	1	1	1	1	1
WC-130A/E . . . . .	1	1	1	1	1	1
<u>Aerospace Rescue/Recovery - Total</u> . . . . .	2	2	2	2	2	2
HH-3E, HU-16B, HH-43B/F, HH-53B, HC-130H/P . . . . .	2	2	2	2	2	2
<u>AIRLIFT</u>						
<u>Industrial Fund</u>						
<u>Military Airlift - Total</u> . . . . .	1	1	1	1	1	1
C-124C . . . . .	1	1	1	1	1	1
<u>Non-Industrial Fund</u>						
<u>Military Airlift - Total</u> . . . . .	1	1	1	1	1	1
C-124C . . . . .	1	1	1	1	1	1
AIAS-						
<u>STRATEGIC - OFFENSIVE</u>						
<u>Air Refueling - Total</u> . . . . .	1	1	1	1	1	1
KC-135A/Q . . . . .	1	1	1	1	1	1
<u>STRATEGIC - DEFENSIVE</u>						
<u>Fighter Interceptor - Total</u> . . . . .	1	1	1	1	1	1
F/TF-102A . . . . .	1	1	1	1	1	1
<u>GENERAL PURPOSE</u>						
<u>Tactical Airlift - Total</u> . . . . .	1	1	1	1	1	1
C-130D . . . . .	1	1	1	1	1	1

a/ Industrial Fund from CONUS operating as Non-Industrial Fund while on rotation.

Source: Data Applications Division, Data Services Center, Comptroller of the Air Force.

DOWNGRADED AT 3 YEAR INTERVALS;  
DECLASSIFIED AFTER 12 YEARS.  
DOD DIR. 5200.10

SECRET

AREA, WORLD-WIDE AT END OF MONTH - FY 1969 (CONTINUED)

JAN 1969	FEB	MAR	APR	MAY	JUN	KIND OF UNIT
Philippines, South Vietnam, Thailand, Taiwan) (Continued)						
						<u>GENERAL PURPOSE (Continued)</u>
$\frac{7}{6}$	$\frac{7}{6}$	$\frac{7}{6}$	$\frac{7}{6}$	$\frac{7}{6}$	$\frac{7}{6}$	<u>Tactical Air Control (SEA) - Total</u> O-1E/F/G, O-2A, OV-10 CH-3C/E, UH-1F C-130E
1	1	1	1	1	1	
$\frac{2}{2}$	$\frac{2}{2}$	$\frac{2}{2}$	$\frac{2}{2}$	$\frac{2}{2}$	$\frac{2}{2}$	<u>Defense Communications Planning Group - Total</u> EC-121R
$\frac{1}{1}$	$\frac{1}{1}$	$\frac{1}{1}$	$\frac{1}{1}$	$\frac{1}{1}$	$\frac{1}{1}$	<u>Airborne Command Post (CINCS) - Total</u> EC-135P
$\frac{1}{1}$	$\frac{1}{1}$	$\frac{1}{1}$	$\frac{1}{1}$	$\frac{1}{1}$	$\frac{1}{1}$	<u>Tactical Missile - Total</u> CGM-13B
						<u>INTELLIGENCE AND COMMUNICATIONS</u>
$\frac{3}{1}$	$\frac{3}{1}$	$\frac{3}{1}$	$\frac{3}{1}$	$\frac{3}{1}$	$\frac{3}{1}$	<u>Weather Service - Total</u> WB-47E RB-57F, WC-135B WC-130A/E
1	1	1	1	1	1	
1	1	1	1	1	1	
$\frac{2}{9}$	$\frac{2}{9}$	$\frac{2}{9}$	$\frac{2}{9}$	$\frac{2}{9}$	$\frac{2}{9}$	<u>Aerospace Rescue/Recovery - Total</u> HH-3E, HU-16B, HH-43B/F, HH-53B, HC-130H/P
9	9	9	9	9	9	
						<u>AIRLIFT</u>
$\frac{1}{1}$	$\frac{1}{1}$	$\frac{1}{1}$	$\frac{1}{1}$	$\frac{1}{1}$	$\frac{1}{1}$	<u>Industrial Fund</u> <u>Military Airlift - Total</u> C-124C
$\frac{1}{1}$	$\frac{1}{1}$	$\frac{1}{1}$	$\frac{1}{1}$	$\frac{1}{1}$	$\frac{1}{1}$	<u>Non-Industrial Fund</u> <u>Military Airlift - Total</u> C-124C
1	1	1	1	1	1	
1	1	1	1	1	1	
KA						
						<u>STRATEGIC - OFFENSIVE</u>
$\frac{1}{1}$	$\frac{1}{1}$	$\frac{1}{1}$	$\frac{1}{1}$	$\frac{1}{1}$	$\frac{1}{1}$	<u>Air Refueling - Total</u> KC-135A/Q
$\frac{1}{1}$	$\frac{1}{1}$	$\frac{1}{1}$	$\frac{1}{1}$	$\frac{1}{1}$	$\frac{1}{1}$	
						<u>STRATEGIC - DEFENSIVE</u>
$\frac{1}{1}$	$\frac{1}{1}$	$\frac{1}{1}$	$\frac{1}{1}$	$\frac{1}{1}$	$\frac{1}{1}$	<u>Fighter Interceptor - Total</u> F/TF-102A
$\frac{1}{1}$	$\frac{1}{1}$	$\frac{1}{1}$	$\frac{1}{1}$	$\frac{1}{1}$	$\frac{1}{1}$	
						<u>GENERAL PURPOSE</u>
$\frac{1}{1}$	$\frac{1}{1}$	$\frac{1}{1}$	$\frac{1}{1}$	$\frac{1}{1}$	$\frac{1}{1}$	<u>Tactical Airlift - Total</u> C-130D
$\frac{1}{1}$	$\frac{1}{1}$	$\frac{1}{1}$	$\frac{1}{1}$	$\frac{1}{1}$	$\frac{1}{1}$	

DOWNGRADED AT 3 YEAR INTERVALS;  
 DECLASSIFIED AFTER 12 YEARS.  
 DOD DIR. 5200.10

SECRET

**TABLE 4 - USAF COMBAT FORCES BY KIND OF UNIT BY COMMAND OF ASSIGNMENT, WORLD-WIDE  
AT END OF QUARTER - FY 1969**

(Table reflects the number of wings/squadrons organized in USAF Combat Forces by command of assignment as programmed in the USAF Force Structure. For selected kinds of units, squadrons not having wing assignments are shown in wing equivalents on the basis of approximately three or four squadrons to a wing, depending on kind of unit and location. Units assigned to CONUS commands and located overseas are included with the CONUS command to which assigned).

KIND OF UNIT	30 SEP 1968	31 DEC 1968	31 MAR 1969	30 JUN 1969
<b>AEROSPACE DEFENSE COMMAND</b>				
<u>STRATEGIC - DEFENSIVE</u>				
Fighter Interceptor a/ . . . . .	5/13	5/13	5/13	5/13
Airborne Early Warning and Control . . . . .	7	7	7	7
Defense System Evaluation . . . . .	3	3	3	3
Air Defense Missile . . . . .	6	6	6	6
<u>GENERAL PURPOSE</u>				
Fighter/Attack a/ . . . . .	1	1	1	1
<u>INTELLIGENCE AND COMMUNICATIONS</u>				
Aerial Target . . . . .	1	1	1	1
<b>USAF SOUTHERN COMMAND</b>				
<u>GENERAL PURPOSE</u>				
Special Operations . . . . .	1	1	2	2
<b>ALASKAN AIR COMMAND</b>				
<u>STRATEGIC - DEFENSIVE</u>				
Fighter Interceptor . . . . .	/ 1	/ 1	/ 1	/ 1
<u>GENERAL PURPOSE</u>				
Tactical Airlift . . . . .	/ 1	/ 1	/ 1	/ 1
<b>HEADQUARTERS COMMAND, USAF</b>				
<u>INTELLIGENCE AND COMMUNICATIONS</u>				
National Emergency Airborne Command Post. . . . .	1	1	1	1

DOWNGRADED AT 3 YEAR INTERVALS;  
DECLASSIFIED AFTER 12 YEARS.  
DOD DIR. 5200.10

**SECRET**



**TABLE 4 - USAF COMBAT FORCES BY KIND OF UNIT BY COMMAND OF ASSIGNMENT, WORLD-WIDE  
AT END OF QUARTER - FY 1969 (CONTINUED)**

KIND OF UNIT	30 SEP 1968	31 DEC 1968	31 MAR 1969	30 JUN 1969
<b>MILITARY AIRLIFT COMMAND</b>				
<u>INTELLIGENCE AND COMMUNICATIONS</u>				
Mapping, Charting and Geodesy . . . . .	2	2	2	2
Weather Service . . . . .	6	6	6	6
Aerospace Rescue/Recovery . . . . .	16	16	16	15
<u>AIRLIFT</u>				
<u>Industrial Fund</u>				
Military Airlift . . . . .	28	28	28	20
Aeromedical Airlift . . . . .	6	4	2	1
Military Airlift (Special Mission). . . . .	2	2	2	2
<u>Non-Industrial Fund</u>				
Military Airlift . . . . .	2	2	1	-
<b>PACIFIC AIR FORCES</b>				
<u>GENERAL PURPOSE</u>				
Tactical Bomb . . . . .	1	1	1	1
Tactical Fighter . . . . .	15/44	15/44	15/44	13/40
Fighter/Attack a/ . . . . .	3	3	3	3
Tactical Reconnaissance . . . . .	2/6	2/6	2/6	2/6
Tactical Electronic Warfare . . . . .	3	3	3	3
Special Operations. . . . .	18	20	21	21
Tactical Airlift . . . . .	6/18	6/18	6/19	7/19
Tactical Air Control System (Southeast Asia) . . . . .	6	6	7	7
Defense Communications Planning Group . . . . .	2	2	2	2
Airborne Command Post (CINCS) . . . . .	1	1	1	1
Tactical Missile . . . . .	1	1	1	1
<b>STRATEGIC AIR COMMAND</b>				
<u>STRATEGIC - OFFENSIVE</u>				
Bomb . . . . .	10/30	10/31	10/31	10/31
Bomb, Medium . . . . .	2/6	2/6	2/6	2/6
Strategic Reconnaissance . . . . .	2/3	1/2	1/2	1/2
Air Refueling . . . . .	41	41	41	41
Missile Augmentation (AGM-28) (B-52 Squadrons) . . . . .	17	17	17	17
Strategic Missile . . . . .	26	26	26	26

DOWNGRADED AT 3 YEAR INTERVALS;  
 DECLASSIFIED AFTER 12 YEARS.  
 DOD DIR. 5200.10

~~SECRET~~

**TABLE 4 - USAF COMBAT FORCES BY KIND OF UNIT BY COMMAND OF ASSIGNMENT, WORLD-WIDE  
AT END OF QUARTER - FY 1969 (CONTINUED)**

KIND OF UNIT	30 SEP 1968	31 DEC 1968	31 MAR 1969	30 JUN 1969
<b>TACTICAL AIR COMMAND</b>				
<u>GENERAL PURPOSE</u>				
Tactical Bomb . . . . .	-	-	1	1
Tactical Fighter . . . . .	7/35	7/33	7/32	6/28
Fighter/Attack . . . . .	-	-	-	2
Tactical Reconnaissance . . . . .	2/10	2/9	2/9	2/7
Special Operations . . . . .	4	4	4	5
Tactical Airlift . . . . .	5/14	5/14	5/13	3/13
Tactical Air Control System (Other) . . . . .	2	2	2	1
<b>US AIR FORCES IN EUROPE</b>				
<u>GENERAL PURPOSE</u>				
Tactical Fighter . . . . .	6/17	6/17	6/17	6/17
Fighter/Attack <sup>a/</sup> . . . . .	4	4	4	4
Tactical Reconnaissance . . . . .	2/6	2/6	2/6	2/6
Tactical Electronic Warfare . . . . .	-	-	-	1
Special Operations . . . . .	1	1	1	1
Airbourne Command Post (CINCS) . . . . .	1	1	1	1
Tactical Missile . . . . .	-	-	-	1
<u>AIRLIFT</u>				
<u>Industrial Fund</u>				
Aeromedical Airlift . . . . .	-	-	1	1

<sup>a/</sup> Fighter Interceptor, F/TF-102A, in PACAF, USAFE and Iceland included in General Purpose Forces, Fighter/Attack.

Source: Data Applications Division, Data Services Center, Comptroller of the Air Force.

DOWNGRADED AT 3 YEAR INTERVALS;  
 DECLASSIFIED AFTER 12 YEARS.  
 DOD DIR. 5200.10

~~SECRET~~

TABLE 5 - USAF COMBAT FORCES, READINESS STATUS OF AIRCRAFT AND AIRCREWS IN SELECTED KINDS OF UNITS, BY WEAPONS SYSTEM, AT END OF QUARTER - FY 1968

WEAPONS SYSTEM	WINGS SQUADRONS ORGANIZED	SQUADRONS EQUIPPED	AIRCRAFT			AIRCREWS		
			Authorized	Possessed	Ready	Authorized	Formed	Ready
30 SEPTEMBER 1968								
<u>STRATEGIC - OFFENSIVE</u>								
<u>Bomb - Total</u> . . . . .	<u>12/37</u>	<u>37</u>	<u>543</u>	<u>637</u>	<u>630</u>	<u>861</u>	<u>826</u>	<u>809</u>
B-52 . . . . .	/31	31	465	570	566	741	712	695
B-58 . . . . .	/6	6	78	67	64	120	114	114
<u>Strategic Reconnaissance - Total</u> . . . . .	<u>2/3</u>	<u>3</u>	<u>35</u>	<u>28</u>	<u>28</u>	<u>48</u>	<u>43</u>	<u>41</u>
SR-71A . . . . .	/2	2	25	18	18	30	25	24
RC-135C . . . . .	/1	1	10	10	10	18	18	17
<u>Air Refueling - Total</u> . . . . .	<u>41</u>	<u>41</u>	<u>615</u>	<u>619</u>	<u>619</u>	<u>923</u>	<u>904</u>	<u>893</u>
KC-135 . . . . .	41	41	615	619	619	923	904	893
<u>Post-Attack Comd Control Sys - Total</u> . . . . .	<u>-</u>	<u>-</u>	<u>32</u>	<u>28</u>	<u>28</u>	<u>64</u>	<u>61</u>	<u>61</u>
EC-135 . . . . .	-	-	32	28	28	64	61	61
<u>STRATEGIC - DEFENSIVE</u>								
<u>Fighter Interceptor - Total</u> . . . . .	<u>5/19</u>	<u>19</u>	<u>368</u>	<u>349</u>	<u>297</u>	<u>451</u>	<u>408</u>	<u>388</u>
F-101B/F . . . . .	/6	6	108	103	89	132	133	128
F/TF-102A a/ . . . . .	/1	1	26	25	20	34	29	28
F-104A/B . . . . .	/1	1	24	21	19	29	24	22
F-106A/B . . . . .	/11	11	210	200	169	256	222	210
<u>Abn Early Wng and Control - Total</u> . . . . .	<u>7</u>	<u>7</u>	<u>67</u>	<u>61</u>	<u>47</u>	<u>95</u>	<u>74</u>	<u>56</u>
EC/TC-121 . . . . .	7	7	67	61	47	95	74	56
<u>Defense System Evaluation - Total</u> . . . . .	<u>3</u>	<u>3</u>	<u>81</u>	<u>65</u>	<u>48</u>	<u>100</u>	<u>74</u>	<u>67</u>
B/EB-57, F-100C/F . . . . .	3	3	81	65	48	100	74	67
<u>GENERAL PURPOSE</u>								
<u>Tactical Bomber - Total</u> . . . . .	<u>1</u>	<u>1</u>	<u>32</u>	<u>34</u>	<u>29</u>	<u>40</u>	<u>34</u>	<u>34</u>
B-57B/C/E . . . . .	1	1	32	34	29	40	34	34
<u>Tactical Fighter - Total</u> . . . . .	<u>28/96</u>	<u>89</u>	<u>1,900</u>	<u>1,752</u>	<u>1,425</u>	<u>2,488</u>	<u>2,054</u>	<u>1,514</u>
F-4C . . . . .	/12	11	234	187	161	309	307	208
F-4D . . . . .	/27	26	558	581	493	756	570	462
F-4E . . . . .	/10	9	180	139	74	248	180	83
F-86H . . . . .	/2	2	50	53	48	62	54	-
F-100D/C/F . . . . .	/32	31	626	595	498	784	698	563
F-105B/D/F . . . . .	/10	10	180	184	139	239	232	191
F-111A . . . . .	/3	-	72	13	12	90	7	7
<u>Fighter/Attack - Total</u> . . . . .	<u>8</u>	<u>8</u>	<u>175</u>	<u>172</u>	<u>159</u>	<u>234</u>	<u>186</u>	<u>177</u>
F/TF-102A a/ . . . . .	8	8	175	172	159	234	186	177
<u>Tactical Reconnaissance - Total</u> . . . . .	<u>6/22</u>	<u>21</u>	<u>396</u>	<u>353</u>	<u>308</u>	<u>480</u>	<u>371</u>	<u>310</u>
RF-4C . . . . .	/15	14	270	233	202	324	228	192
RF-101A/C/G/H . . . . .	/7	7	126	120	106	156	143	118
<u>Tactical Electronic Warfare - Total</u> . . . . .	<u>3</u>	<u>3</u>	<u>41</u>	<u>39</u>	<u>30</u>	<u>62</u>	<u>61</u>	<u>60</u>
EB-66 . . . . .	3	3	41	39	30	62	61	60

DOWNGRADED AT 3 YEAR INTERVALS;  
DECLASSIFIED AFTER 12 YEARS.  
DOD DIR. 5200.10

TABLE 5 - USAF COMBAT FORCES, READINESS STATUS OF AIRCRAFT AND AIRCREWS IN SELECTED KINDS OF UNITS, BY WEAPONS SYSTEM, AT END OF QUARTER - FY 1969 (CONTINUED)

WEAPONS SYSTEM	WINGS SQUADRONS ORGANIZED	SQUADRONS EQUIPPED	AIRCRAFT			AIRCREWS		
			Authorized	Possessed	Ready	Authorized	Formed	Ready
30 SEPTEMBER 1968 (Continued)								
<u>GENERAL PURPOSE (Continued)</u>								
<u>Special Operations - Total</u> . . . . .	<u>24</u>	<u>24</u>	<u>461</u>	<u>443</u>	<u>351</u>	<u>680</u>	<u>550</u>	<u>517</u>
A-1E/G/H/J, UH-1F, O-2B, CH-3E, U-10B/D, H-19B, A-28A, T-28D, A-37A, C/AC/VC-47A/D, C/AC-119G, C/UC-123B/K, C/AC-130A/E	24	24	461	443	351	680	550	517
<u>Tactical Airlift - Total</u> . . . . .	<u>11/33</u>	<u>33</u>	<u>520</u>	<u>487</u>	<u>424</u>	<u>1,097</u>	<u>811</u>	<u>701</u>
C-7A . . . . .	6	6	96	84	77	144	110	99
C-130 . . . . .	27	27	424	403	347	953	701	602
<u>Tactical Air Control System</u> <u>(Southeast Asia) - Total</u> . . . . .	<u>6</u>	<u>6</u>	<u>313</u>	<u>313</u>	<u>266</u>	<u>NA</u>	<u>596</u>	<u>543</u>
O-1E/F/G, O-2A, OV-10A . . . . .	5	5	306	307	260	NA	587	534
C-130E . . . . .	1	1	7	6	6	NA	9	9
<u>Defense Communications Planning</u> <u>Group - Total</u> . . . . .	<u>2</u>	<u>2</u>	<u>21</u>	<u>25</u>	<u>21</u>	<u>32</u>	<u>31</u>	<u>31</u>
EC-121R . . . . .	2	2	21	25	21	32	31	31
<u>Abn Command Post (CINCS) - Total</u> . . . . .	<u>2</u>	<u>2</u>	<u>10</u>	<u>8</u>	<u>5</u>	<u>24</u>	<u>22</u>	<u>21</u>
EC-135H/P . . . . .	2	2	10	8	5	24	22	21
<u>AIRLIFT</u>								
<u>Industrial Fund</u> <u>Military Airlift - Total</u> . . . . .	<u>28</u>	<u>28</u>	<u>410</u>	<u>406</u>	<u>341</u>	<u>1,405</u>	<u>999</u>	<u>876</u>
C-124 b/. . . . .	11	11	138	136	112	355	233	210
C-133 . . . . .	3	3	38	36	29	114	75	61
C-141 . . . . .	14	14	234	234	200	936	691	605
<u>Non-Industrial Fund</u> <u>Military Airlift - Total</u> . . . . .	<u>2</u>	<u>2</u>	<u>32</u>	<u>30</u>	<u>25</u>	<u>40</u>	<u>32</u>	<u>32</u>
C-124 . . . . .	2	2	32	30	25	40	32	32
31 DECEMBER 1968								
<u>STRATEGIC - OFFENSIVE</u>								
<u>Bomb - Total</u> . . . . .	<u>12/37</u>	<u>37</u>	<u>543</u>	<u>636</u>	<u>625</u>	<u>861</u>	<u>824</u>	<u>813</u>
B-52 . . . . .	31	31	465	567	562	741	706	695
B-58 . . . . .	6	6	78	69	63	120	118	118
<u>Strategic Reconnaissance - Total</u> . . . . .	<u>1/2</u>	<u>2</u>	<u>25</u>	<u>17</u>	<u>17</u>	<u>30</u>	<u>24</u>	<u>24</u>
SR-71A . . . . .	2	2	25	17	17	30	24	24
<u>Air Refueling - Total</u> . . . . .	<u>41</u>	<u>41</u>	<u>615</u>	<u>611</u>	<u>611</u>	<u>923</u>	<u>891</u>	<u>889</u>
KC-135 . . . . .	41	41	615	611	611	923	891	889
<u>Post-Attack Comd Control Sys - Total</u> EC-135 . . . . .	<u>-</u>	<u>-</u>	<u>32</u>	<u>30</u>	<u>30</u>	<u>64</u>	<u>62</u>	<u>60</u>
			32	30	30	64	62	60
<u>STRATEGIC - DEFENSIVE</u>								
<u>Fighter Interceptor - Total</u> . . . . .	<u>5/19</u>	<u>19</u>	<u>368</u>	<u>329</u>	<u>270</u>	<u>451</u>	<u>383</u>	<u>365</u>
F-101B/F . . . . .	6	6	108	104	89	132	107	103
F/TF-102A a/. . . . .	1	1	26	24	20	34	31	29

DOWNGRADED AT 3 YEAR INTERVALS;  
DECLASSIFIED AFTER 12 YEARS.  
DOD DIR. 5200.10

TABLE 5 - USAF COMBAT FORCES, READINESS STATUS OF AIRCRAFT AND AIRCREWS IN SELECTED KINDS OF UNITS, BY WEAPONS SYSTEM, AT END OF QUARTER - FY 1969 (CONTINUED)

WEAPONS SYSTEM	WINGS SQUADRONS ORGANIZED	SQUADRONS	AIRCRAFT			AIRCREWS		
			Authorized	Possessed	Ready	Authorized	Formed	Ready
31 DECEMBER 1968 (Continued)								
<u>STRATEGIC - DEFENSIVE (Cont'd)</u>								
<u>Fighter Interceptor - (Continued)</u>								
F-104A/B. . . . .	/ 1	1	24	23	22	29	25	23
F-106A/B. . . . .	/11	11	210	178	139	256	220	210
<u>Abn Early Wng and Control - Total</u> . . . . .	<u>7</u>	<u>7</u>	<u>67</u>	<u>68</u>	<u>49</u>	<u>95</u>	<u>92</u>	<u>70</u>
EC/TC-121 . . . . .	7	7	67	68	49	95	92	70
<u>Defense System Evaluation - Total</u> . . . . .	<u>3</u>	<u>3</u>	<u>81</u>	<u>60</u>	<u>52</u>	<u>100</u>	<u>71</u>	<u>67</u>
B/EB-57, F-100C/F . . . . .	3	3	81	60	52	100	71	67
<u>GENERAL PURPOSE</u>								
<u>Tactical Bomb - Total</u> . . . . .	<u>1</u>	<u>1</u>	<u>18</u>	<u>19</u>	<u>14</u>	<u>23</u>	<u>29</u>	<u>29</u>
B-57B/C/E . . . . .	1	1	18	19	14	23	29	29
<u>Tactical Fighter - Total</u> . . . . .	<u>28/94</u>	<u>88</u>	<u>1,832</u>	<u>1,693</u>	<u>1,373</u>	<u>2,396</u>	<u>2,047</u>	<u>1,617</u>
F-4C. . . . .	/12	12	234	190	169	309	253	219
F-4D. . . . .	/28	26	558	518	435	749	598	526
F-4E. . . . .	/10	9	180	222	147	252	219	91
F-100C/D/F. . . . .	/32	31	626	566	477	784	696	595
F-105B/D/F. . . . .	/ 9	9	162	176	128	212	224	186
F-111A . . . . .	/ 3	1	72	21	17	90	57	-
<u>Fighter/Attack - Total</u> . . . . .	<u>8</u>	<u>8</u>	<u>175</u>	<u>172</u>	<u>150</u>	<u>234</u>	<u>198</u>	<u>185</u>
F/TF-102A a/. . . . .	8	8	175	172	150	234	198	185
<u>Tactical Reconnaissance - Total</u> . . . . .	<u>6/21</u>	<u>20</u>	<u>378</u>	<u>320</u>	<u>272</u>	<u>457</u>	<u>372</u>	<u>307</u>
RF-4C . . . . .	/15	14	270	224	195	324	250	206
RF-101A/C/G/H. . . . .	/ 6	6	108	96	77	133	122	101
<u>Tactical Electronic Warfare - Total</u> . . . . .	<u>3</u>	<u>3</u>	<u>45</u>	<u>33</u>	<u>21</u>	<u>67</u>	<u>61</u>	<u>61</u>
EB-66 . . . . .	3	3	45	33	21	67	61	61
<u>Special Operations - Total</u> . . . . .	<u>26</u>	<u>24</u>	<u>475</u>	<u>420</u>	<u>355</u>	<u>703</u>	<u>546</u>	<u>517</u>
A-1E/G/H/J, UH-1F, O-2B, CH-3E, U-10B/D, A-26A, T-28D, A-37A, C/AC/UC-47A/D, AC-119G, C/UC-123B/H, C/AC-130A/E . . . . .	26	24	475	420	355	703	546	517
<u>Tactical Airlift - Total</u> . . . . .	<u>11/33</u>	<u>33</u>	<u>520</u>	<u>468</u>	<u>390</u>	<u>1,100</u>	<u>815</u>	<u>713</u>
C-7A . . . . .	/ 6	6	96	85	74	144	113	105
C-130. . . . .	/27	27	424	383	316	956	702	608
<u>Tactical Air Control System (Southeast Asia) - Total</u> . . . . .	<u>6</u>	<u>6</u>	<u>315</u>	<u>319</u>	<u>274</u>	<u>NA</u>	<u>616</u>	<u>504</u>
O-1E/F/G, O-2A, OV-10A . . . . .	5	5	308	313	269	NA	597	485
C-130E . . . . .	1	1	7	6	5	NA	19	19
<u>Defense Communications Planning Group - Total</u> . . . . .	<u>2</u>	<u>2</u>	<u>24</u>	<u>25</u>	<u>22</u>	<u>36</u>	<u>32</u>	<u>32</u>
EC-121R. . . . .	2	2	24	25	22	36	32	32
<u>Abn Command Post (CINCS) - Total</u> . . . . .	<u>2</u>	<u>2</u>	<u>10</u>	<u>8</u>	<u>5</u>	<u>24</u>	<u>23</u>	<u>20</u>
EC-135H/P. . . . .	2	2	10	8	5	24	23	20

DOWNGRADED AT 3 YEAR INTERVALS;  
DECLASSIFIED AFTER 12 YEARS.  
DOD DIR. 5200.10

TABLE 5 - USAF COMBAT FORCES, READINESS STATUS OF AIRCRAFT AND AIRCREWS IN SELECTED KINDS OF UNITS, BY WEAPONS SYSTEM, AT END OF QUARTER - FY 1969 (CONTINUED)

WEAPONS SYSTEM	WINGS SQUADRONS ORGANIZED	SQUADRONS EQUIPPED	AIRCRAFT			AIRCREWS		
			Authorized	Possessed	Ready	Authorized	Formed	Ready
31 DECEMBER 1968 (Continued)								
<u>AIRCRAFT - TOTAL</u>								
<u>Industrial Fund</u>								
<u>Military Airlift - Total</u> . . . . .	<u>28</u>	<u>28</u>	<u>410</u>	<u>410</u>	<u>343</u>	<u>1,405</u>	<u>987</u>	<u>824</u>
C-124 b/ . . . . .	11	11	138	139	118	355	196	165
C-133. . . . .	3	3	38	36	31	114	76	67
C-141. . . . .	14	14	234	235	194	936	715	592
<u>Non-Industrial Fund</u>								
<u>Military Airlift - Total</u> . . . . .	<u>2</u>	<u>2</u>	<u>32</u>	<u>30</u>	<u>24</u>	<u>40</u>	<u>30</u>	<u>30</u>
C-124 . . . . .	2	2	32	30	24	40	30	30
31 MARCH 1969								
<u>STRATEGIC - OFFENSIVE</u>								
<u>Bomb - Total</u> . . . . .	<u>12/37</u>	<u>37</u>	<u>543</u>	<u>632</u>	<u>623</u>	<u>861</u>	<u>743</u>	<u>765</u>
B-52 . . . . .	/31	31	465	560	556	741	632	654
B-58 . . . . .	/6	6	78	72	67	120	111	111
<u>Strategic Reconnaissance - Total</u> . . . . .	<u>1/2</u>	<u>2</u>	<u>16</u>	<u>18</u>	<u>18</u>	<u>20</u>	<u>20</u>	<u>20</u>
SR-71A . . . . .	/2	2	16	18	18	20	20	20
<u>Air Refueling - Total</u> . . . . .	<u>41</u>	<u>41</u>	<u>615</u>	<u>613</u>	<u>613</u>	<u>923</u>	<u>854</u>	<u>845</u>
KC-135 . . . . .	41	41	615	613	613	923	854	845
<u>Post-Attack Comd Control Sys - Total</u> . . . . .	<u>-</u>	<u>-</u>	<u>32</u>	<u>27</u>	<u>27</u>	<u>64</u>	<u>62</u>	<u>62</u>
EC-135 . . . . .	-	-	32	27	27	64	62	62
<u>STRATEGIC - DEFENSIVE</u>								
<u>Fighter Interceptor - Total</u> . . . . .	<u>5/19</u>	<u>19</u>	<u>368</u>	<u>352</u>	<u>318</u>	<u>451</u>	<u>368</u>	<u>361</u>
F-101B/F . . . . .	/6	6	108	100	92	132	101	101
F/TF-102A a/ . . . . .	/1	1	26	28	23	34	33	33
F-104A/B . . . . .	/1	1	24	26	24	29	25	24
F-106A/B . . . . .	/11	11	210	198	179	256	209	203
<u>Abn Early Wng and Control - Total</u> . . . . .	<u>7</u>	<u>7</u>	<u>67</u>	<u>72</u>	<u>62</u>	<u>95</u>	<u>79</u>	<u>72</u>
C/EC/TC-121 . . . . .	7	7	67	72	62	95	79	72
<u>Defense System Evaluation - Total</u> . . . . .	<u>3</u>	<u>3</u>	<u>81</u>	<u>63</u>	<u>55</u>	<u>100</u>	<u>62</u>	<u>62</u>
B/EB-57, F-100C/F . . . . .	3	3	81	63	55	100	62	62
<u>GENERAL PURPOSE</u>								
<u>Tactical Bomb - Total</u> . . . . .	<u>2</u>	<u>2</u>	<u>30</u>	<u>10</u>	<u>9</u>	<u>38</u>	<u>21</u>	<u>21</u>
B-57B/C/E/G . . . . .	2	2	30	10	9	38	21	21
<u>Tactical Fighter - Total</u> . . . . .	<u>28/93</u>	<u>89</u>	<u>1,838</u>	<u>1,708</u>	<u>1,410</u>	<u>2,401</u>	<u>2,078</u>	<u>1,651</u>
F-4C . . . . .	/12	11	234	186	150	309	267	239
F-4D . . . . .	/24	24	504	515	438	672	588	544
F-4E . . . . .	/13	12	234	251	194	327	230	94
F-100C/D/F . . . . .	/32	31	626	560	470	784	692	592
F-105B/D/F . . . . .	/9	9	168	162	128	219	221	181
F-111A . . . . .	/3	2	72	34	30	90	80	1
<u>Fighter/Attack - Total</u> . . . . .	<u>8</u>	<u>8</u>	<u>177</u>	<u>173</u>	<u>146</u>	<u>235</u>	<u>197</u>	<u>189</u>
F/TF-102A a/ . . . . .	8	8	177	173	146	235	197	189

DOWNGRADED AT 3 YEAR INTERVALS;  
DECLASSIFIED AFTER 12 YEARS.  
DOD DIR. 5200.10

TABLE 5 - USAF COMBAT FORCES, READINESS STATUS OF AIRCRAFT AND AIRCREWS IN SELECTED KINDS OF UNITS, BY WEAPONS SYSTEM, AT END OF QUARTER - FY 1969 (CONTINUED)

WEAPONS SYSTEM	WINGS SQUADRONS ORGANIZED	SQUADRONS EQUIPPED	AIRCRAFT			AIRCREWS		
			Authorized	Possessed	Ready	Authorized	Formed	Ready
31 MARCH 1969 (Continued)								
<u>GENERAL PURPOSE (Continued)</u>								
<u>Tactical Reconnaissance - Total</u> . . . . .	<u>6/21</u>	<u>19</u>	<u>378</u>	<u>328</u>	<u>268</u>	<u>457</u>	<u>340</u>	<u>294</u>
RF-4C . . . . .	/15	14	270	240	204	324	245	209
RF-101A/C/G/H . . . . .	/6	5	108	88	64	133	95	85
<u>Tactical Electronic Warfare - Total</u> . . . . .	<u>3</u>	<u>3</u>	<u>45</u>	<u>33</u>	<u>20</u>	<u>67</u>	<u>63</u>	<u>62</u>
EB-66 . . . . .	3	3	45	33	20	67	63	62
<u>Special Operations - Total</u> . . . . .	<u>28</u>	<u>27</u>	<u>502</u>	<u>424</u>	<u>349</u>	<u>743</u>	<u>600</u>	<u>551</u>
A-1E/G/H/J, UH-1F, O-2B, CH-3E, U-10B/D, A-26A, T-28D, A-37A, C/AC/VC-47A/D, AC-119G/K, C/UC-123B/K, C/AC-130A/E	28	27	502	424	349	743	600	551
<u>Tactical Airlift - Total</u> . . . . .	<u>11/33</u>	<u>33</u>	<u>520</u>	<u>476</u>	<u>386</u>	<u>1,093</u>	<u>812</u>	<u>719</u>
C-7A . . . . .	/6	6	96	87	70	144	125	108
C-130 . . . . .	/27	27	424	389	316	949	687	611
<u>Tactical Air Control System (Southeast Asia) - Total</u> . . . . .	<u>7</u>	<u>6</u>	<u>362</u>	<u>342</u>	<u>307</u>	<u>376</u>	<u>669</u>	<u>577</u>
O-1E/F/G, O-2A, OV-10A . . . . .	6	5	355	336	302	355	648	556
C-130E . . . . .	1	1	7	6	5	21	21	21
<u>Defense Communications Planning Group - Total</u> . . . . .	<u>2</u>	<u>2</u>	<u>24</u>	<u>24</u>	<u>18</u>	<u>36</u>	<u>32</u>	<u>32</u>
EC-121R . . . . .	2	2	24	24	18	36	32	32
<u>Abn Comd Post (CINCS) - Total</u> . . . . .	<u>2</u>	<u>2</u>	<u>10</u>	<u>8</u>	<u>5</u>	<u>24</u>	<u>23</u>	<u>21</u>
EC-135H/P . . . . .	2	2	10	8	5	24	23	21
<u>AIRLIFT</u>								
<u>Industrial Fund</u>								
<u>Military Airlift - Total</u> . . . . .	<u>28</u>	<u>28</u>	<u>410</u>	<u>414</u>	<u>346</u>	<u>1,397</u>	<u>930</u>	<u>720</u>
C-124 b/ . . . . .	11	11	138	142	118	347	158	149
C-133 . . . . .	3	3	38	36	29	114	71	66
C-141 . . . . .	14	14	234	236	199	936	701	505
<u>Non-Industrial Fund</u>								
<u>Military Airlift - Total</u> . . . . .	<u>1</u>	<u>1</u>	<u>16</u>	<u>14</u>	<u>10</u>	<u>24</u>	<u>18</u>	<u>15</u>
C-124 . . . . .	1	1	16	14	10	24	18	15
30 JUNE 1969								
<u>STRATEGIC - OFFENSIVE</u>								
<u>Bomb - Total</u> . . . . .	<u>12/37</u>	<u>37</u>	<u>543</u>	<u>578</u>	<u>516</u>	<u>861</u>	<u>691</u>	<u>681</u>
B-52 . . . . .	/31	31	465	507	447	741	583	573
B-58 . . . . .	/6	6	78	71	69	120	108	108
<u>Strategic Reconnaissance - Total</u> . . . . .	<u>1/2</u>	<u>2</u>	<u>18</u>	<u>17</u>	<u>17</u>	<u>22</u>	<u>16</u>	<u>16</u>
SR-71A . . . . .	/2	2	18	17	17	22	16	16

DOWNGRADED AT 3 YEAR INTERVALS;  
 DECLASSIFIED AFTER 12 YEARS.  
 DOD DIR. 5200.10

TABLE 5 - USAF COMBAT FORCES, READINESS STATUS OF AIRCRAFT AND AIRCREWS IN SELECTED KINDS OF UNITS, BY WEAPONS SYSTEM, AT END OF QUARTER - FY 1969 (CONTINUED)

WEAPONS SYSTEM	WINGS SQUADRONS ORGANIZED	SQUADRONS EQUIPPED	AIRCRAFT			AIRCREWS		
			Authorized	Possessed	Ready	Authorized	Formed	Ready
30 JUNE 1969 (Continued)								
<u>STRATEGIC - OFFENSIVE (Cont'd)</u>								
<u>Air Refueling - Total</u> . . . . .	<u>41</u>	<u>40</u>	<u>615</u>	<u>600</u>	<u>600</u>	<u>923</u>	<u>799</u>	<u>799</u>
KC-135 . . . . .	41	40	615	600	600	923	799	799
<u>Post-Attack Comd Control Sys - Total</u>	-	-	<u>32</u>	<u>28</u>	<u>28</u>	<u>64</u>	<u>60</u>	<u>59</u>
EC-135 . . . . .	-	-	32	28	28	64	60	59
<u>STRATEGIC - DEFENSIVE</u>								
<u>Fighter Interceptor - Total</u> . . . . .	<u>5/19</u>	<u>19</u>	<u>368</u>	<u>352</u>	<u>301</u>	<u>451</u>	<u>364</u>	<u>356</u>
F-101B/F . . . . .	/ 6	6	108	102	85	132	101	100
F/TF-102A a/ . . . . .	/ 1	1	26	27	22	34	26	26
F-104A/B. . . . .	/ 1	1	24	26	20	29	25	23
F-106A/B. . . . .	/11	11	210	197	174	256	212	207
<u>Abn Early Wng and Control - Total</u> . . . . .	<u>7</u>	<u>7</u>	<u>67</u>	<u>72</u>	<u>59</u>	<u>95</u>	<u>78</u>	<u>70</u>
C/EC/TC-121 . . . . .	7	7	67	72	59	95	78	70
<u>Defense System Evaluation - Total</u> . . . . .	<u>3</u>	<u>3</u>	<u>81</u>	<u>61</u>	<u>55</u>	<u>100</u>	<u>70</u>	<u>67</u>
B/EB-57, F-100C/F . . . . .	3	3	81	61	55	100	70	67
<u>GENERAL PURPOSE</u>								
<u>Tactical Bomb - Total</u> . . . . .	<u>/ 2</u>	<u>1</u>	<u>28</u>	<u>9</u>	<u>8</u>	<u>35</u>	<u>18</u>	<u>18</u>
B-57B/C/E/G . . . . .	/ 2	1	28	9	8	35	18	18
<u>Tactical Fighter - Total</u> . . . . .	<u>25/85</u>	<u>81</u>	<u>1,680</u>	<u>1,605</u>	<u>1,279</u>	<u>2,209</u>	<u>1,777</u>	<u>1,509</u>
F-4C . . . . .	/12	12	234	207	165	309	246	223
F-4D . . . . .	/24	24	504	505	422	672	563	549
F-4E . . . . .	/14	13	252	282	233	358	240	141
F-100D/F. . . . .	/24	22	468	410	354	586	460	439
F-105B/D/F. . . . .	/ 8	8	150	153	105	192	191	135
F-111A. . . . .	/ 3	2	72	48	-	90	77	22
<u>Fighter/Attack - Total</u> . . . . .	<u>10</u>	<u>8</u>	<u>213</u>	<u>170</u>	<u>157</u>	<u>289</u>	<u>186</u>	<u>178</u>
F/TF-102A a/ . . . . .	8	8	177	170	157	235	186	178
A-37B . . . . .	2	-	36	-	-	54	-	-
<u>Tactical Reconnaissance - Total</u> . . . . .	<u>6/19</u>	<u>18</u>	<u>342</u>	<u>326</u>	<u>273</u>	<u>411</u>	<u>315</u>	<u>262</u>
RF-4C . . . . .	/16	15	288	269	226	347	264	214
RF-101A/C . . . . .	/ 3	3	54	57	47	64	31	48
<u>Tactical Electronic Warfare - Total</u>	<u>4</u>	<u>3</u>	<u>61</u>	<u>39</u>	<u>22</u>	<u>91</u>	<u>54</u>	<u>54</u>
EB-66 . . . . .	4	3	61	39	22	91	54	54
<u>Special Operations - Total</u> . . . . .	<u>29</u>	<u>29</u>	<u>517</u>	<u>482</u>	<u>403</u>	<u>745</u>	<u>636</u>	<u>546</u>
A-1E/G/H/J, UH-1F, O-2B, CH-3E, U-10B/D, A-26A, T-28D, A-37A, C/AC/VC-47A/D, AC-119G/K, C/UC-123B/K, C/AC-130A/E	29	29	517	482	403	745	636	546
<u>Tactical Airlift - Total</u> . . . . .	<u>10/33</u>	<u>32</u>	<u>520</u>	<u>480</u>	<u>414</u>	<u>1,092</u>	<u>813</u>	<u>751</u>
C-7A . . . . .	/ 6	6	96	89	80	144	143	126
C-130 . . . . .	/27	26	424	391	334	948	670	625

DOWNGRADED AT 3 YEAR INTERVALS;  
DECLASSIFIED AFTER 12 YEARS.  
DOD DIR. 5200.10



TABLE 5 - USAF COMBAT FORCES, READINESS STATUS OF AIRCRAFT AND AIRCREWS IN SELECTED KINDS OF UNITS, BY WEAPONS SYSTEM, AT END OF QUARTER - FY 1969 (CONTINUED)

WEAPONS SYSTEM	WINGS SQUADRONS ORGANIZED	SQUADRONS EQUIPPED	AIRCRAFT			AIRCREWS		
			Authorized	Possessed	Ready	Authorized	Formed	Ready
30 JUNE 1969 (Continued)								
<u>GENERAL PURPOSE (Continued)</u>								
<u>Tactical Air Control System</u>								
(Southeast Asia) - Total . . . . .	7	6	367	375	343	NA	666	526
O-1E/F/G, O-2A, OV-10A . . . . .	6	5	360	369	339	NA	645	505
C-130E . . . . .	1	1	7	6	4	NA	21	21
<u>Defense Communications Planning</u>								
Group - Total . . . . .	2	2	24	25	18	36	33	29
EC-121R . . . . .	2	2	24	25	18	36	33	29
<u>Abn Command Post (CINCS) - Total . .</u>								
EC-135H/P . . . . .	2	2	10	9	7	24	23	22
<u>AIRLIFT</u>								
<u>Industrial Fund</u>								
Military Airlift - Total . . . . .	20	20	320	321	268	1,194	789	574
C-124 . . . . .	3	3	48	48	39	144	68	65
C-133 . . . . .	3	3	38	34	26	114	72	54
C-141 . . . . .	14	14	234	239	203	936	649	455

- a/ Fighter Interceptor, F/TF-102A, in PACAF, and USAFE and Iceland included in General Purpose Forces.  
 b/ Includes one special squadron.

Source: Data Applications Division, Data Services Center, Comptroller of the Air Force.

DOWNGRADED AT 3 YEAR INTERVALS;  
 DECLASSIFIED AFTER 12 YEARS.  
 DOD DIR. 5200.10

**TABLE 6 -- USAF COMBAT FORCES, READINESS STATUS OF MISSILES, BY WEAPONS SYSTEM,  
AT END OF QUARTER -- FY 1969**

WEAPONS SYSTEM	SQUADRONS ORGANIZED	SQUADRONS OPERATIONAL	LAUNCHERS AUTHORIZED	MISSILES		LAUNCH CREWS		
				Possessed	Ready	Authorized	Formed	Ready
30 SEPTEMBER 1968								
<u>STRATEGIC - OFFENSIVE</u>								
<u>Strategic Missile - Total</u> . . . . .	<u>26</u>	<u>26</u>	<u>1,054</u>	<u>1,012</u>	<u>933</u>	<u>885</u>	<u>810</u>	<u>778</u>
LGM-25C . . . . .	6	6	54	58	53	285	258	256
LGM-30A . . . . .	1	1	50	37	37	30	29	28
LGM-30B . . . . .	10	10	500	499	492	300	289	267
LGM-30F . . . . .	9	9	450	418	411	270	234	227
<u>STRATEGIC - DEFENSIVE</u>								
<u>Air Defense Missile - Total</u> . . . . .	<u>6</u>	<u>6</u>	<u>161</u>	<u>161</u>	<u>158</u>		Not Applicable	
CIM-10B . . . . .	6	6	161	161	158			
<u>GENERAL PURPOSE</u>								
<u>Tactical Missile - Total</u> . . . . .	<u>2</u>	<u>2</u>	<u>48</u>	<u>55</u>	<u>48</u>	<u>60</u>	<u>55</u>	<u>48</u>
CGM-13B . . . . .	2	2	48	55	48	60	55	48
31 DECEMBER 1968								
<u>STRATEGIC - OFFENSIVE</u>								
<u>Strategic Missile - Total</u> . . . . .	<u>26</u>	<u>26</u>	<u>1,054</u>	<u>1,018</u>	<u>991</u>	<u>975</u>	<u>925</u>	<u>902</u>
LGM-25C . . . . .	6	6	54	57	53	285	260	260
LGM-30A a/. . . . .	1	1	50	12	12	30	30	28
LGM-30B a/. . . . .	10	10	500	510	505	300	304	288
LGM-30F . . . . .	9	9	450	439	421	360	331	326
<u>STRATEGIC - DEFENSIVE</u>								
<u>Air Defense Missile - Total</u> . . . . .	<u>6</u>	<u>6</u>	<u>159</u>	<u>159</u>	<u>153</u>		Not Applicable	
CIM-10B . . . . .	6	6	159	159	153			
<u>GENERAL PURPOSE</u>								
<u>Tactical Missile - Total</u> . . . . .	<u>2</u>	<u>2</u>	<u>48</u>	<u>55</u>	<u>48</u>	<u>60</u>	<u>55</u>	<u>50</u>
CGM-13B . . . . .	2	2	48	55	48	60	55	50

DOWNGRADED AT 3 YEAR INTERVALS;  
DECLASSIFIED AFTER 12 YEARS.  
DOD DIR. 5200.10

TABLE 6 -- USAF COMBAT FORCES, READINESS STATUS OF MISSILES, BY WEAPONS SYSTEM,  
AT END OF QUARTER -- FY 1969 (CONTINUED)

WEAPONS SYSTEM	SQUADRONS ORGANIZED	SQUADRONS OPERATIONAL	LAUNCHERS AUTHORIZED	MISSILES		LAUNCH CREWS		
				Possessed	Ready	Authorized	Formed	Ready
31 MARCH 1969								
<u>STRATEGIC - OFFENSIVE</u>								
<u>Strategic Missile - Total</u> . . . . .	26	26	1,054	1,033	1,004	1,042	985	931
LGM-25C . . . . .	6	6	54	57	54	285	263	261
LGM-30B . . . . .	10	10	500	504	497	300	300	276
LGM-30F . . . . .	10	10	500	472	453	457	422	394
<u>STRATEGIC - DEFENSIVE</u>								
<u>Air Defense Missile - Total</u> . . . . .	6	6	158	155	155		Not Applicable	
CIM-10B . . . . .	6	6	158	155	155			
<u>GENERAL PURPOSE</u>								
<u>Tactical Missile - Total</u> . . . . .	2	2	48	55	48	60	57	51
CGM-13B . . . . .	2	2	48	55	48	60	57	51
30 JUNE 1969								
<u>STRATEGIC - OFFENSIVE</u>								
<u>Strategic Missile - Total</u> . . . . .	26	26	1,054	1,060	1,037	1,042	975	950
LGM-25C . . . . .	6	6	54	57	54	285	265	264
LGM-30B . . . . .	10	10	500	503	496	300	291	280
LGM-30F . . . . .	10	10	500	500	487	457	419	406
<u>STRATEGIC - DEFENSIVE</u>								
<u>Air Defense Missile - Total</u> . . . . .	6	6	155	155	152		Not Applicable	
CIM-10B . . . . .	6	6	155	155	152	152		
<u>GENERAL PURPOSE</u>								
<u>Tactical Missile - Total</u> . . . . .	1	1	32	36	32	40	39	35
CGM-13B . . . . .	1	1	32	36	32	40	39	35

a/ Missiles Ready column for LGM-30B exceeds number of authorized LGM-30B launchers due to LGM-30B missiles possessed by squadrons authorized LGM-30A.

Source: Data Applications Division, Data Services Center, Comptroller of the Air Force.

DOWNGRADED AT 3 YEAR INTERVALS;  
DECLASSIFIED AFTER 12 YEARS.  
DOD DIR. 5200.10

**TABLE 7 - READINESS RATINGS OF USAF COMBAT FORCES BY KIND OF UNIT  
SEMIANNUALLY - FY 1969**

KIND OF UNIT	31 DECEMBER 1968					30 JUNE 1969				
	TOTAL	C-1	C-2	C-3	C-4	TOTAL	C-1	C-2	C-3	C-4
<u>STRATEGIC - OFFENSIVE</u>										
Bomb, Heavy . . . . .	10/31	28	3	-	-	10/31	7	21	2	1
Bomb, Medium . . . . .	2/6	6	-	-	-	2/6	6	-	-	-
Strategic Reconnaissance . . . . .	1/2	-	-	2	-	1/2	1	1	-	-
Air Refueling . . . . .	41	40	1	-	-	41	22	18	-	1
Strategic Missile . . . . .	26	22	4	-	-	26	26	-	-	-
<u>STRATEGIC - DEFENSIVE</u>										
Fighter Interceptor a/ . . . . .	5/19	1	14	1	3	5/19	1	14	4	-
Airborne Early Warning and Control . . . . .	7	-	1	6	-	7	-	1	5	1
Air Defense Missile . . . . .	6	5	1	-	-	6	6	-	-	-
<u>GENERAL PURPOSE</u>										
Tactical Bomb . . . . .	/1	-	1	-	-	/2	-	-	1	1
Tactical Fighter . . . . .	28/94	23	20	25	26	25/85	20	26	16	23
Fighter/Attack a/ . . . . .	8	1	5	2	-	8	1	4	2	1
Tactical Reconnaissance . . . . .	6/21	5	3	5	8	6/19	6	4	2	7
Tactical Electronic Warfare . . . . .	3	1	-	2	-	4	-	-	1	3
Special Operations . . . . .	26	2	9	6	9	29	7	5	10	7
Tactical Airlift . . . . .	11/33	1	13	11	8	10/33	4	15	7	7
Tactical Air Control System (Southeast Asia) . . . . .	6	2	1	3	-	7	1	3	1	2
Defense Communications Planning Group . . . . .	2	2	-	-	-	2	-	2	-	-
Tactical Missile . . . . .	2	2	-	-	-	1	1	-	-	-
<u>INTELLIGENCE AND COMMUNICATIONS</u>										
Mapping, Charting and Geodesy . . . . .	2	-	-	1	1	2	-	-	1	1
Weather Service . . . . .	6	3	2	1	-	6	-	3	3	-
Aerospace Rescue/Recovery . . . . .	16	-	1	6	9	15	-	2	8	5
<u>AIRLIFT</u>										
<u>Industrial Fund</u>										
Military Airlift . . . . .	28	1	8	9	10	20	-	-	6	14
<u>Non-Industrial Fund</u>										
Military Airlift . . . . .	2	1	-	1	-	-	-	-	-	-

C R I T E R I A

C-1 - FULLY COMBAT READY. A unit fully capable of performing the mission(s) for which it is organized or designed.  
C-2 - SUBSTANTIALLY COMBAT READY. A unit capable of performing the mission(s) for which it is organized or designed, but having minor deficiencies that could reduce its effectiveness or its ability to conduct sustained operations.  
C-3 - MARGINALLY COMBAT READY. A unit with major deficiencies of such magnitude as to severely limit its capability to perform the mission(s) for which it is organized or designed, but capable of conducting limited operations for a limited period.  
C-4 - NOT COMBAT READY. A unit not capable of performing the mission(s) for which it is organized or designed.

DOWNGRADED AT 3 YEAR INTERVALS;  
DECLASSIFIED AFTER 12 YEARS.  
DOD DIR. 5200.10

TABLE 7 - READINESS RATINGS OF USAF COMBAT FORCES BY KIND OF UNIT  
SEMIANNUALLY - FY 1969 (CONTINUED)

C R I T E R I A (Continued)

MINIMUM PERCENTAGES OF AUTHORIZED REQUIRED FOR EACH C-RATING

Missile Units					Aircraft Units				
<u>Air Defense and Tactical</u>									
	Percentage					Percentage			
	C-1	C-2	C-3	C-4		C-1	C-2	C-3	C-4
Missiles Ready	85	75	55		Aircraft Possessed	85	75	55	
Possessed Missiles, Launchers and Operational Ground Equipment	90	80	60	Lower					Lower
Launch Crews Ready	80	60	50	Per-	Aircraft Ready	71	51	40	Per-
Personnel Assigned	90	80	70	cent-					cent-
				age					age
				than	Aircrews Ready	85	70	55	than
				C-3					C-3
					Personnel Assigned	90	80	70	

a/ Fighter Interceptor, F/TF-102A, in PACAF, USAFE and Iceland included in General Purpose Forces.

Source: Data Applications Division, Data Services Center, Comptroller of the Air Force.

DOWNGRADED AT 3 YEAR INTERVALS;  
DECLASSIFIED AFTER 12 YEARS.  
DOD DIR. 5200.10

**TABLE 8 - USAF COMBAT FORCES, READINESS STATUS OF AIRCRAFT AND AIRCREWS IN SOUTHEAST ASIA BY WEAPONS SYSTEM, AT END OF QUARTER - FY 1969**

(Table includes units in South Vietnam and Thailand, the only two countries on the Southeast Asia mainland in which the USAF had combat units located on the dates shown. Data includes units on rotation from CONUS and other PAF areas, and units permanently stationed in the two countries. Some units are composites made up of aircraft from more than one unit).

WEAPONS SYSTEM	COMMAND OF ASSIGNMENT	SQUADRONS ORGANIZED	AIRCRAFT		AIRCREWS	
			Possessed	Ready	Formed	Ready
30 SEPTEMBER 1968						
<u>STRATEGIC - OFFENSIVE</u>						
<u>Bomb - Total</u> . . . . .		<u>3</u>	<u>40</u>	<u>40</u>	<u>54</u>	<u>54</u>
B-52D . . . . .	SAC	3	40	40	54	54
<u>Air Refueling - Total</u> . . . . .		<u>2</u>	<u>38</u>	<u>38</u>	<u>76</u>	<u>76</u>
KC-135 . . . . .	SAC	2	38	38	76	76
<u>STRATEGIC - DEFENSIVE</u>						
<u>Airborne Early Warning and Control - Total</u> . . . . .		<u>1</u>	<u>6</u>	<u>4</u>	<u>7</u>	<u>7</u>
EC-121D . . . . .	ADC	1	6	4	7	7
<u>GENERAL PURPOSE</u>						
<u>Tactical Bomb - Total</u> . . . . .		<u>1</u>	<u>21</u>	<u>16</u>	<u>27</u>	<u>27</u>
B-57B . . . . .	PAF	1	21	16	27	27
<u>Tactical Fighter - Total</u> . . . . .		<u>34</u>	<u>593</u>	<u>466</u>	<u>850</u>	<u>826</u>
F-4C . . . . .	PAF	3	44	36	84	78
F-4D . . . . .	PAF	9	171	136	221	218
F-100C/D/F . . . . .	PAF	16	273	215	376	361
F-105D/F . . . . .	PAF	6	100	74	162	162
F-111A . . . . .	TAC	-	5	5	7	7
<u>Fighter/Attack - Total</u> . . . . .		<u>1</u>	<u>16</u>	<u>16</u>	<u>17</u>	<u>17</u>
F/TF-102A . . . . .	PAF	1	16	16	17	17
<u>Tactical Reconnaissance - Total</u> . . . . .		<u>5</u>	<u>86</u>	<u>67</u>	<u>126</u>	<u>123</u>
RF-4C . . . . .	PAF	4	72	55	101	98
RF-101C . . . . .	PAF	1	14	12	25	25
<u>Tactical Electronic Warfare - Total</u> . . . . .		<u>2</u>	<u>35</u>	<u>26</u>	<u>55</u>	<u>54</u>
EB-66B/C/E . . . . .	PAF	2	35	26	55	54
<u>Special Operations - Total</u> . . . . .		<u>18</u>	<u>320</u>	<u>267</u>	<u>449</u>	<u>423</u>
A-1E/G/H/J, UH-1F, O-2B, CH-3E, U-10B/D, A-26A, A-37A, C/AC-47A/D, C/UC-123B/K, C/AC-130A/E . . . . .	PAF	18	320	267	449	423
<u>Tactical Airlift - Total</u> . . . . .		<u>12</u>	<u>168</u>	<u>159</u>	<u>251</u>	<u>240</u>
C-7A . . . . .	PAF	6	84	77	110	99
C-130A . . . . .	PAF	2	30	30	49	49
C-130B . . . . .	PAF	2	27	25	43	43
C-130E . . . . .	PAF	2	27	27	49	49
<u>Tactical Air Control System (S.E. Asia) - Total</u> O-1E/F/G, O-2A, OV-10A, C-130E . . . . .	PAF	6	313	266	596	543
<u>Defense Communications Planning Group - Total</u> EC-121R . . . . .	PAF	2	25	21	31	31
<u>INTELLIGENCE AND COMMUNICATIONS</u>						
<u>Mapping, Charting and Geodesy - Total</u> . . . . .		<u>-</u>	<u>2</u>	<u>2</u>	<u>2</u>	<u>2</u>
RC-130A . . . . .	MTC	-	2	2	2	2

DOWNGRADED AT 3 YEAR INTERVALS;  
 DECLASSIFIED AFTER 12 YEARS.  
 DOD DIR. 5200.10

TABLE 8 - USAF COMBAT FORCES, READINESS STATUS OF AIRCRAFT AND AIRCREWS IN SOUTHEAST ASIA BY WEAPONS SYSTEM, AT END OF QUARTER - FY 1969 (CONTINUED)

WEAPONS SYSTEM	COMMAND OF ASSIGNMENT	SQUADRONS ORGANIZED	AIRCRAFT		AIRCREWS	
			Possessed	Ready	Formed	Ready
30 SEPTEMBER 1968 (Continued)						
<u>INTELLIGENCE AND COMMUNICATIONS (Continued)</u>						
<u>Weather Service - Total</u> . . . . .		-	2	2	3	3
WC-130A/E . . . . .	MTC	-	2	2	3	3
<u>Aerospace Rescue/Recovery - Total</u> . . . . .		4	62	50	72	70
HH-3E, HH-43B/F, HH-53B, HC-130P . . . . .	MTC	4	62	50	72	70
<u>Other - Total</u> . . . . .		3	49	43	91	89
WU-2F, DC-130E . . . . .	SAC	-	3	3	4	4
C/EC-47D/N/F/Q . . . . .	PAF	3	46	40	87	85
31 DECEMBER 1968						
<u>STRATEGIC - OFFENSIVE</u>						
<u>Bomb - Total</u> . . . . .		2	36	36	56	56
B-52D . . . . .	SAC	2	36	36	56	56
<u>Air Refueling - Total</u> . . . . .		3	41	41	68	68
KC-135A/Q . . . . .	SAC	3	41	41	68	68
<u>Post-Attack Command Control System - Total</u> . . . . .		-	1	1	1	1
EC-135C/G . . . . .	SAC	-	1	1	1	1
<u>STRATEGIC - DEFENSIVE</u>						
<u>Airborne Early Warning and Control - Total</u> . . . . .		1	6	4	7	7
EC-121D . . . . .	ADC	1	6	4	7	7
<u>GENERAL PURPOSE</u>						
<u>Tactical Bomb - Total</u> . . . . .		1	15	11	27	27
B-57B/C/E . . . . .	PAF	1	15	11	27	27
<u>Tactical Fighter - Total</u> . . . . .		34	583	464	875	863
F-4C . . . . .	PAF	3	49	44	67	66
F-4D . . . . .	PAF	9	165	129	241	235
F-4E . . . . .	PAF	1	20	12	27	27
F-100C/D/F . . . . .	PAF	16	260	214	381	376
F-105D/F . . . . .	PAF	5	89	65	159	159
<u>Fighter/Attack - Total</u> . . . . .		1	16	16	31	31
F/TF-102A . . . . .	PAF	1	16	16	31	31
<u>Tactical Reconnaissance - Total</u> . . . . .		5	79	66	138	137
RF-4C . . . . .	PAF	4	64	54	111	110
RF-101C . . . . .	PAF	1	15	12	27	27
<u>Tactical Electronic Warfare - Total</u> . . . . .		2	29	17	56	56
EB-66B/C/E . . . . .	PAF	2	29	17	56	56
<u>Special Operations - Total</u> . . . . .		20	325	271	445	419
A-1E/G/H/J, UH-1F, O-2B, CH-3E, U-10B/D, A-26A, A-37A, C/AC-47A/D, C/UC-123B/K, C/AC-130A/E . . . . .	PAF	20	325	271	445	419

DOWNGRADED AT 3 YEAR INTERVALS;  
 DECLASSIFIED AFTER 12 YEARS.  
 DOD DIR. 5200.10

TABLE 8 - USAF COMBAT FORCES, READINESS STATUS OF AIRCRAFT AND AIRCREWS IN SOUTHEAST ASIA  
BY WEAPONS SYSTEM, AT END OF QUARTER - FY 1969 (CONTINUED)

WEAPONS SYSTEM	COMMAND OF ASSIGNMENT	SQUADRONS ORGANIZED	AIRCRAFT		AIRCREWS	
			Possessed	Ready	Formed	Ready
31 DECEMBER 1968 (Continued)						
<u>GENERAL PURPOSE (Continued)</u>						
<u>Tactical Airlift - Total</u> . . . . .		<u>12</u>	<u>168</u>	<u>156</u>	<u>253</u>	<u>245</u>
C-7A . . . . .	PAF	6	85	74	113	105
C-130A . . . . .	PAF	2	28	28	45	45
C-130B . . . . .	PAF	2	25	24	40	40
C-130E . . . . .	PAF	2	23	23	43	43
C-130E . . . . .	TAC	-	7	7	12	12
<u>Tactical Air Control System (S. E. Asia) - Total</u>		<u>6</u>	<u>319</u>	<u>274</u>	<u>616</u>	<u>504</u>
O-1E/F/G, O-2A, OV-10A, C-130E . . . . .	PAF	6	319	274	616	504
<u>Defense Communications Planning Group - Total</u> . .		<u>2</u>	<u>25</u>	<u>22</u>	<u>32</u>	<u>32</u>
EC-121R . . . . .	PAF	2	25	22	32	32
<u>INTELLIGENCE AND COMMUNICATIONS</u>						
<u>Mapping, Charting and Geodesy - Total</u> . . . . .		<u>-</u>	<u>2</u>	<u>2</u>	<u>2</u>	<u>2</u>
RC-130A . . . . .	MTC	-	2	2	2	2
<u>Weather Service - Total</u> . . . . .		<u>-</u>	<u>2</u>	<u>2</u>	<u>2</u>	<u>2</u>
WC-130A . . . . .	MTC	-	2	2	2	2
<u>Aerospace Rescue/Recovery - Total</u> . . . . .		<u>4</u>	<u>62</u>	<u>48</u>	<u>66</u>	<u>61</u>
HH-3E, HH-43B/F, HH-53B, HC-130P . . . . .	MTC	4	62	48	66	61
<u>Other - Total</u> . . . . .		<u>3</u>	<u>53</u>	<u>41</u>	<u>92</u>	<u>90</u>
WU-2C/F, DC-130E . . . . .	SAC	-	5	4	6	6
EC-47N/P/Q . . . . .	PAF	3	48	37	86	84
31 MARCH 1969						
<u>STRATEGIC - OFFENSIVE</u>						
<u>Bomb - Total</u> . . . . .		<u>3</u>	<u>38</u>	<u>38</u>	<u>46</u>	<u>46</u>
B-52D . . . . .	SAC	3	38	38	46	46
<u>Air Refueling - Total</u> . . . . .		<u>3</u>	<u>42</u>	<u>42</u>	<u>88</u>	<u>88</u>
KC-135A/Q . . . . .	SAC	3	42	42	88	88
<u>STRATEGIC - DEFENSIVE</u>						
<u>Airborne Early Warning and Control - Total</u> . . .		<u>1</u>	<u>6</u>	<u>6</u>	<u>7</u>	<u>7</u>
EC-121D . . . . .	ADC	1	6	6	7	7
<u>GENERAL PURPOSE</u>						
<u>Tactical Bomb - Total</u> . . . . .		<u>1</u>	<u>10</u>	<u>9</u>	<u>21</u>	<u>21</u>
B-57B/E . . . . .	PAF	1	10	9	21	21
<u>Tactical Fighter - Total</u> . . . . .		<u>34</u>	<u>550</u>	<u>433</u>	<u>885</u>	<u>850</u>
F-4C . . . . .	PAF	3	28	25	85	70
F-4D . . . . .	PAF	9	159	114	250	237
F-4E . . . . .	PAF	1	18	13	25	25
F-100C/D/F . . . . .	PAF	16	265	214	366	361
F-105D/F . . . . .	PAF	5	80	67	159	157

DOWNGRADED AT 3 YEAR INTERVALS;  
DECLASSIFIED AFTER 12 YEARS.  
DOD DIR. 5200.10



TABLE 8 - USAF COMBAT FORCES, READINESS STATUS OF AIRCRAFT AND AIRCREWS IN SOUTHEAST ASIA  
BY WEAPONS SYSTEM, AT END OF QUARTER - FY 1969 (CONTINUED)

WEAPONS SYSTEM	COMMAND OF ASSIGNMENT	SQUADRONS ORGANIZED	AIRCRAFT		AIRCREWS	
			Possessed	Ready	Formed	Ready
31 MARCH 1969 (Continued)						
<u>GENERAL PURPOSE (Continued)</u>						
<u>Fighter/Attack - Total</u> . . . . .		<u>1</u>	<u>16</u>	<u>16</u>	<u>26</u>	<u>26</u>
F/TF-102A. . . . .	PAF	1	16	16	26	26
<u>Tactical Reconnaissance - Total</u> . . . . .		<u>5</u>	<u>90</u>	<u>70</u>	<u>133</u>	<u>127</u>
RF-4C. . . . .	PAF	4	74	58	109	103
RF-101C. . . . .	PAF	1	16	12	24	24
<u>Tactical Electronic Warfare - Total</u> . . . . .		<u>2</u>	<u>29</u>	<u>17</u>	<u>58</u>	<u>57</u>
EB-66B/C/E . . . . .	PAF	2	29	17	58	57
<u>Special Operations - Total</u> . . . . .		<u>21</u>	<u>320</u>	<u>264</u>	<u>497</u>	<u>459</u>
A-1E/G/H/J, UH-1F, O-2B, CH-3E, U-10B/D, A-26A, A-37A, C/AC-47A/D, AC-119G, C/UC-123B/K, C/AC-130A/E. . . . .	PAF	21	320	264	497	459
<u>Tactical Airlift - Total</u> . . . . .		<u>11</u>	<u>170</u>	<u>152</u>	<u>262</u>	<u>245</u>
C-7A . . . . .	PAF	6	87	70	125	108
C-130A . . . . .	PAF	1	28	28	45	45
C-130B . . . . .	PAF	1	25	25	39	39
C-130E . . . . .	PAF	3	30	29	53	53
<u>Tactical Air Control System (S. E. Asia) - Total</u> O-1E/F/G, O-2A, OV-10A, C-130E . . . . .	PAF	7	342	307	669	577
Defense Communications Planning Group - Total . . EC-121R. . . . .	PAF	2	24	18	32	32
<u>INTELLIGENCE AND COMMUNICATIONS</u>						
<u>Mapping, Charting and Geodesy - Total</u> . . . . .		-	<u>3</u>	<u>3</u>	<u>3</u>	<u>3</u>
RC-130A. . . . .	MTC	-	3	3	3	3
<u>Weather Service - Total</u> . . . . .		-	<u>2</u>	<u>2</u>	<u>2</u>	<u>2</u>
WC-130A/E. . . . .	MTC	-	2	2	2	2
<u>Aerospace Rescue/Recovery - Total</u> . . . . .		<u>4</u>	<u>63</u>	<u>53</u>	<u>66</u>	<u>65</u>
HH-3E, HH-43B/F, HH-53B, HC-130P . . . . .	MTC	4	63	53	66	65
<u>Other - Total</u> . . . . .		<u>3</u>	<u>49</u>	<u>49</u>	<u>88</u>	<u>80</u>
WU-2C, DC-130E . . . . .	SAC	-	3	3	6	6
EC-47N/P/Q. . . . .	PAF	3	46	36	82	74
30 JUNE 1969						
<u>STRATEGIC - OFFENSIVE</u>						
<u>Bomb - Total</u> . . . . .		<u>3</u>	<u>39</u>	<u>39</u>	<u>56</u>	<u>56</u>
B-52D. . . . .	SAC	3	39	39	56	56
<u>Air Refueling - Total</u> . . . . .		<u>3</u>	<u>41</u>	<u>41</u>	<u>61</u>	<u>61</u>
KC-135A. . . . .	SAC	3	41	41	61	61

DOWNGRADED AT 3 YEAR INTERVALS;  
DECLASSIFIED AFTER 12 YEARS.  
DOD DIR. 5200.10

TABLE 8 - USAF COMBAT FORCES, READINESS STATUS OF AIRCRAFT AND AIRCREWS IN SOUTHEAST ASIA  
BY WEAPONS SYSTEM, AT END OF QUARTER - FY 1969 (CONTINUED)

WEAPONS SYSTEM	COMMAND OF ASSIGNMENT	SQUADRONS ORGANIZED	AIRCRAFT		AIRCREWS	
			Possessed	Ready	Formed	Ready
30 JUNE 1969 (Continued)						
<u>STRATEGIC - DEFENSIVE</u>						
<u>Airborne Early Warning and Control - Total</u> . . . . .		$\frac{1}{1}$	$\frac{6}{6}$	$\frac{6}{6}$	$\frac{7}{7}$	$\frac{7}{7}$
EC-121D. . . . .	ADC	1	6	6	7	7
<u>GENERAL PURPOSE</u>						
<u>Tactical Bomb - Total</u> . . . . .		$\frac{1}{1}$	$\frac{9}{9}$	$\frac{8}{8}$	$\frac{18}{18}$	$\frac{18}{18}$
B-57B/C/E. . . . .	PAF	1	9	8	18	18
<u>Tactical Fighter - Total</u> . . . . .		$\frac{32}{3}$	$\frac{561}{48}$	$\frac{430}{39}$	$\frac{740}{60}$	$\frac{729}{60}$
F-4C . . . . .	PAF	3	48	39	60	60
F-4D . . . . .	PAF	9	161	120	223	222
F-4E . . . . .	PAF	4	79	64	78	73
F-100D/F . . . . .	PAF	12	203	162	269	264
F-105D/F . . . . .	PAF	4	70	45	110	110
<u>Fighter/Attack - Total</u> . . . . .		$\frac{1}{1}$	$\frac{16}{16}$	$\frac{16}{16}$	$\frac{19}{19}$	$\frac{19}{19}$
F/TF-102A. . . . .	PAF	1	16	16	19	19
<u>Tactical Reconnaissance - Total</u> . . . . .		$\frac{5}{4}$	$\frac{99}{81}$	$\frac{78}{63}$	$\frac{135}{108}$	$\frac{133}{106}$
RF-4C. . . . .	PAF	4	81	63	108	106
RF-101C. . . . .	PAF	1	18	15	27	27
<u>Tactical Electronic Warfare - Total</u> . . . . .		$\frac{2}{2}$	$\frac{30}{30}$	$\frac{18}{18}$	$\frac{48}{48}$	$\frac{48}{48}$
EB-66B/C/E. . . . .	PAF	2	30	18	48	48
<u>Special Operations - Total</u> . . . . .		$\frac{21}{21}$	$\frac{356}{356}$	$\frac{307}{307}$	$\frac{509}{509}$	$\frac{448}{448}$
A-1E/G/H/J, UH-1F, O-2B, CH-3E, U-10B/D A-26A, A-37A, C/AC-47A/D, AC-119G, C/UC-123B/K, C/AC-130A/E . . . . .	PAF	21	356	307	509	448
<u>Tactical Airlift - Total</u> . . . . .		$\frac{11}{6}$	$\frac{162}{89}$	$\frac{152}{80}$	$\frac{267}{143}$	$\frac{250}{126}$
C-7A . . . . .	PAF	6	89	80	143	126
C-130A . . . . .	PAF	2	26	26	42	42
C-130B . . . . .	PAF	1	22	21	37	37
C-130E . . . . .	PAF	2	25	25	45	45
<u>Tactical Air Control System (S. E. Asia) - Total</u> O-1E/F/G, O-2A, OV-10, C-130E. . . . .	PAF	7	375	343	666	526
O-1E/F/G, O-2A, OV-10, C-130E. . . . .	PAF	7	375	343	666	526
<u>Defense Communications Planning Group - Total</u> . . . . .		$\frac{2}{2}$	$\frac{29}{29}$	$\frac{21}{21}$	$\frac{39}{39}$	$\frac{35}{35}$
EC-121R. . . . .	PAF	2	29	21	39	35
<u>INTELLIGENCE AND COMMUNICATIONS</u>						
<u>Mapping, Charting and Geodesy - Total</u> . . . . .		-	$\frac{3}{3}$	$\frac{2}{2}$	$\frac{3}{3}$	$\frac{3}{3}$
RC-130A. . . . .	MTC	-	3	2	3	3
<u>Weather Service - Total</u> . . . . .		-	$\frac{2}{2}$	$\frac{2}{2}$	$\frac{2}{2}$	$\frac{2}{2}$
WC-130A. . . . .	MTC	-	2	2	2	2
<u>Aerospace Rescue/Recovery - Total</u> . . . . .		$\frac{4}{4}$	$\frac{61}{61}$	$\frac{57}{57}$	$\frac{76}{76}$	$\frac{71}{71}$
HH-3E, HH-43B/F, HH-53B, HC-130P . . . . .	MTC	4	61	57	76	71
<u>Other - Total</u> . . . . .		$\frac{3}{-}$	$\frac{50}{3}$	$\frac{36}{3}$	$\frac{102}{6}$	$\frac{91}{6}$
WU-2C, DC-130E . . . . .	SAC	-	3	3	6	6
EC-47N/P/Q . . . . .	PAF	3	47	33	96	85

Source: Data Applications Division, Data Services Center, Comptroller of the Air Force.

DOWNGRADED AT 3 YEAR INTERVALS;  
DECLASSIFIED AFTER 12 YEARS.  
DOD DIR. 5200.10

## INTRODUCTION

Aircraft flight operations data included in this section are based on statistics submitted in accordance with AFM 65-110, RCS: 1-HAF-A1. These reports are compiled on a physical possession basis with the various activity categories determined by the assignment or status of the aircraft rather than actual use.

The tables provide summary data covering flight operations for operating active USAF aircraft and include aircraft flying hours, utilization, etc. Non-operating active totals are shown as a one-line entry.

## DEFINITIONS

OPERATING ACTIVE AIRCRAFT - Aircraft currently and actively engaged in or supporting flying missions. Assignment categories are as follows:

TACTICAL AND COMBAT SUPPORT:

Combat Unit - Aircraft assigned for the direct accomplishment of combat unit operations.

Combat Support - Aircraft assigned for the direct accomplishment of combat support operations.

Combat Unit Support - Aircraft assigned for the direct support of combat units and combat supporting unit operations.

Combat Tactics Development - Aircraft assigned to combat commands for the purpose of developing and testing tactics to be employed in functions of combat unit operations.

Combat Flying Support - Aircraft assigned for the purpose of accomplishing essential combat flying functions that cannot be performed in tactical type aircraft.

Industrial Funded - Aircraft assigned to Military Airlift Command (MAC) for the accomplishment of single manager operations for airlift service.

STUDENT AND COMBAT CREW TRAINING:

Aircraft assigned to accomplish student and combat crew training or indoctrination.

OPERATIONAL SUPPORT:

Aircraft assigned to Air Force units in support of proficiency flying for those rated personnel who are not assigned to crew positions and cannot be provided their AFR 60-2 flying requirements in aircraft assigned in any other code.

ADMINISTRATIVE:

Aircraft assigned to support command administrative, executive, and inspection functions.

SPECIAL ACTIVITY AND UTILITY TRANSPORT:

Special Activity - Aircraft assigned to accomplish special activities of the Air Force and other Government agencies.

Command Mission Support - Aircraft assigned to accomplish necessary unscheduled airlift of personnel and materiel in support of Air Force bases and units.

TEST AND TEST SUPPORT:

Bailment Test - Aircraft assigned to approved Air Force contractors for the performance or support of research, development, or test programs for the Air Force.

Test Support - Aircraft assigned for the purpose of supporting test programs by actual participation, or for the purpose of research, development, or test of equipment requiring airborne platforms.

**UNCLASSIFIED** FLIGHT OPERATIONS (CONTINUED)**DEFINITIONS (CONTINUED)**

Test - Aircraft assigned to evaluate the aircraft or its components.

MISSION/DESIGN/SERIES - Air Force Regulations 66-11, Designating, Redesignating, and Naming Military Aircraft, dated, 18 September 1962 and 66-11A dated, 5 August 1964 and 66-20, Designating, Redesignating, and Naming Military Rockets and Guided Missiles dated, 3 April 1965 and 66-20A dated, 30 January 1964, establish a uniform system for designating redesignating, and naming military aircraft and missiles.

NON-OPERATING ACTIVE AIRCRAFT - Aircraft of the following types: Enroute aircraft other than ferry flights; Enroute aircraft on ferry flights; MAP aircraft temporarily diverted to USAF; Non-MAP aircraft temporarily diverted to USAF; New production aircraft; Flyable storage; Battle damage, evacuate to CONUS; Battle damage, repair by RAM team; Battle damage, awaiting major components; Battle damage, AFLC assistance not required; Battle damage, evacuate to contractor; Crash/Battle damage, awaiting AFLC assistance or decision; Contract work (for use by Air Force Logistics Command only); Extended transient maintenance, (for base use only); Depot level work-field teams; Crash damage (base use only); Depot work (for AFLC use only); Depot prototyping, for use by Air Force Logistics Command only; Major maintenance awaiting AFLC decision; Crash damage, AFLC; Contract work (for Air Force Systems Command only); Command programmed maintenance; Excess to command requirements.

INACTIVE AIRCRAFT - Exempt from reporting.

**UNCLASSIFIED**

TABLE 9 -- USAF FLIGHT OPERATIONS BY TYPE OF ACTIVITY, WORLD-WIDE, BY QUARTER -- FY 1969

TYPE OF ACTIVITY	TOTAL		FIRST QUARTER		SECOND QUARTER		THIRD QUARTER		FOURTH QUARTER	
	Hours Flown	Average Aircraft On Hand During Year	Hours Flown	Average Aircraft On Hand During Quarter	Hours Flown	Average Aircraft On Hand During Quarter	Hours Flown	Average Aircraft On Hand During Quarter	Hours Flown	Average Aircraft On Hand During Quarter
<u>TOTAL</u> . . . . .	<u>7,200,455</u>	<u>11,962</u>	<u>1,841,317</u>	<u>12,142</u>	<u>1,773,791</u>	<u>11,858</u>	<u>1,730,349</u>	<u>11,833</u>	<u>1,804,993</u>	<u>12,016</u>
<u>OPERATING ACTIVE - TOTAL</u> . . . . .	<u>7,166,599</u>	<u>10,601</u>	<u>1,832,496</u>	<u>10,889</u>	<u>1,766,973</u>	<u>10,485</u>	<u>1,772,177</u>	<u>10,433</u>	<u>1,794,953</u>	<u>10,598</u>
Combat Unit . . . . .	1,638,579	3,349	437,719	3,546	427,924	3,316	417,768	3,251	405,168	3,285
Combat Support Unit . . . . .	2,122,854	2,430	539,925	2,462	525,386	2,405	528,152	2,393	528,391	2,461
Combat Flying Support . . . . .	135,546	304	36,166	326	33,151	293	32,992	296	33,237	300
Industrial Fund . . . . .	931,841	433	246,423	468	243,734	444	230,406	433	211,278	386
Student & Combat Crew Training . . . . .	1,605,257	2,934	393,907	2,840	369,917	2,890	396,186	2,960	445,247	3,000
Combat Unit Support . . . . .	10,883	19	10,564	73	319	2	-	-	-	-
Operational Support . . . . .	22,040	43	6,371	52	5,461	44	4,984	39	5,224	42
Utility Transportation . . . . .	336,722	436	82,497	463	80,880	413	86,189	438	87,156	428
Administrative . . . . .	87,066	109	20,704	108	22,138	110	21,185	105	23,039	108
Special Activity . . . . .	121,259	139	32,539	190	32,613	200	27,150	179	28,952	160
Bailment Test . . . . .	5,462	-	1,247	-	1,015	-	1,381	-	1,819	-
Test . . . . .	7,528	52	2,039	54	1,826	54	1,908	50	1,755	52
Combat Test Tactical . . . . .	13,519	43	3,213	46	3,083	44	3,506	42	3,717	42
Test Support . . . . .	78,043	260	19,182	261	19,521	270	19,370	252	19,970	258
<u>NON-OPERATING ACTIVE - TOTAL</u> . . . . .	<u>33,856</u>	<u>1,361</u>	<u>8,821</u>	<u>1,253</u>	<u>6,818</u>	<u>1,373</u>	<u>8,172</u>	<u>1,400</u>	<u>10,045</u>	<u>1,418</u>

DOWNGRADED TO:  
UNCLASSIFIED AFTER 1 YEAR

TABLE 10 - USAF FLIGHT OPERATIONS OF ACTIVE AIRCRAFT BY MISSION.

MISSION, DESIGN, AND SERIES	TOTAL		FIRST QUARTER			SECOND QUARTER		
	Hours Flown	Average Aircraft On Hand During Year	Hours Flown	Average Aircraft On Hand During Quarter	Quarter Utili- zation Rate	Hours Flown	Average Aircraft On Hand During Quarter	Quarter Utili- zation Rate
<u>TOTAL</u> . . . . .	<u>7,200,455</u>	<u>11,962</u>	<u>1,841,317</u>	<u>12,142</u>	<u>152</u>	<u>1,773,791</u>	<u>11,858</u>	<u>150</u>
OPERATING ACTIVE - TOTAL . . . .	<u>7,166,599</u>	<u>10,601</u>	<u>1,832,496</u>	<u>10,889</u>	<u>168</u>	<u>1,766,973</u>	<u>10,485</u>	<u>169</u>
NON-OPERATING ACTIVE - TOTAL . .	<u>33,856</u>	<u>1,361</u>	<u>8,821</u>	<u>1,253</u>	<u>7</u>	<u>6,818</u>	<u>1,373</u>	<u>5</u>
								OPERATING
<u>BOMBER - TOTAL</u> . . . . .	<u>493,797</u>	<u>813</u>	<u>129,620</u>	<u>841</u>	<u>154</u>	<u>129,117</u>	<u>823</u>	<u>157</u>
AC-130A . . . . .	4,692	4	243	1	243	1,156	4	289
EB-66B/E . . . . .	25,127	36	6,339	36	176	6,563	35	188
B-58A . . . . .	20,421	67	5,198	65	80	5,219	68	77
B/EB-57B . . . . .	15,045	25	6,549	42	156	5,046	34	148
B/EB-57B/G . . . . .	2,646	5	-	-	-	-	-	-
B/RB-57C . . . . .	6,573	14	1,564	15	104	1,632	12	136
B/EB/RB-57E . . . . .	18,221	40	4,784	45	106	4,246	41	104
NB-52A . . . . .	55	1	19	1	19	20	1	20
B-52B . . . . .	335	2	78	2	39	82	2	41
52C . . . . .	12,643	29	2,919	31	94	3,499	29	121
52D . . . . .	180,248	135	47,005	132	356	47,122	141	334
52E . . . . .	20,013	77	5,350	82	65	5,383	80	67
52F . . . . .	27,271	64	7,834	67	117	6,388	64	100
B-52G . . . . .	77,905	164	20,013	169	118	20,705	163	127
B-52H . . . . .	41,625	85	12,105	92	132	10,669	85	126
B-47B . . . . .	40	-	-	-	-	40	-	-
B-47E . . . . .	98	2	6	2	3	5	2	3
A-37A/B . . . . .	26,664	40	6,929	36	192	7,319	40	183
YA-37A/B . . . . .	284	-	6	-	-	24	-	-
A-26A . . . . .	13,891	23	2,679	23	116	3,999	22	182
<u>TANKER - TOTAL</u> . . . . .	<u>428,293</u>	<u>656</u>	<u>114,061</u>	<u>660</u>	<u>173</u>	<u>106,144</u>	<u>657</u>	<u>162</u>
EC-135 . . . . .	48,595	45	12,158	45	270	11,594	44	264
KC-135A/Q . . . . .	378,373	610	101,631	614	166	94,234	612	154
KC-135R . . . . .	1,325	1	272	1	272	316	1	316
<u>FIGHTER - TOTAL</u> . . . . .	<u>1,221,253</u>	<u>2,955</u>	<u>313,406</u>	<u>3,099</u>	<u>101</u>	<u>301,144</u>	<u>2,902</u>	<u>104</u>
FB-111 . . . . .	345	-	15	-	-	136	1	136
F-111A . . . . .	14,750	30	-	-	-	-	-	-
F-111A/E . . . . .	8,237	23	3,679	38	97	4,558	53	86
F-106A . . . . .	50,022	176	11,538	177	65	12,858	176	73
F-106B . . . . .	11,490	42	2,751	39	71	2,876	42	68
F-105B . . . . .	2,867	14	505	12	42	591	15	39
F-105D . . . . .	77,490	139	23,340	151	155	20,446	144	142
F-105F . . . . .	37,459	78	10,322	82	82	9,360	76	123
F-104A . . . . .	6,691	26	1,630	25	65	1,667	25	67
F-104B . . . . .	1,274	5	239	4	60	290	5	58
F-104C . . . . .	1,857	8	499	11	45	470	10	47
F-104D . . . . .	2,452	12	596	11	54	669	12	56
F-104G . . . . .	9,749	54	2,793	54	52	2,446	56	44
F-102A . . . . .	75,812	236	21,199	255	83	19,505	234	83
TF-102A . . . . .	14,609	45	3,824	46	83	3,606	46	78
F-101B . . . . .	27,523	100	7,965	119	67	6,590	96	69

DOWNGRADED TO:  
UNCLASSIFIED AFTER 1 YEAR

## DESIGN, AND SERIES, WORLD-WIDE, BY QUARTER - FY 1969

THIRD QUARTER			FOURTH QUARTER			MISSION, DESIGN, AND SERIES
Hours Flown	Average Aircraft On Hand During Quarter	Quarter Utili- zation Rate	Hours Flown	Average Aircraft On Hand During Quarter	Quarter Utili- zation Rate	
<u>1,780,349</u>	<u>11,833</u>	<u>150</u>	<u>1,804,998</u>	<u>12,016</u>	<u>150</u>	<u>TOTAL</u>
<u>1,772,177</u>	<u>10,433</u>	<u>170</u>	<u>1,794,953</u>	<u>10,598</u>	<u>169</u>	<u>OPERATING ACTIVE - TOTAL</u>
<u>8,172</u>	<u>1,400</u>	<u>6</u>	<u>10,045</u>	<u>1,418</u>	<u>7</u>	<u>NON-OPERATING ACTIVE-TOTAL</u>
<b>ACTIVE</b>						
<u>120,775</u>	<u>792</u>	<u>152</u>	<u>114,285</u>	<u>795</u>	<u>144</u>	<u>BOMBER - TOTAL</u>
2,002	6	334	1,291	5	258	AC-130A
6,792	37	184	5,433	37	147	EB-66F/E
5,180	68	76	4,824	68	71	B-58A
3,450	26	133	-	-	-	B/EB-57B
-	-	-	2,646	20	132	B/EB-57B/G
1,734	13	133	1,643	14	117	B/RB-57C
4,493	35	128	4,698	38	124	B/EB/RB-57E
6	1	6	10	1	10	NB-52A
82	1	82	93	2	47	B-52B
2,910	28	104	3,315	28	118	B-52C
43,320	129	336	42,801	138	310	B-52D
4,995	79	63	4,285	66	65	B-52E
6,848	65	105	6,201	58	107	B-52F
19,742	163	121	17,445	162	108	B-52G
9,861	81	122	8,990	81	111	B-52H
-	-	-	-	-	-	B-47B
35	2	18	52	2	26	B-47E
5,267	33	160	7,149	51	140	A-37A/B
81	-	-	173	-	-	YA-37A/B
3,977	25	159	3,236	24	135	A-26A
<u>104,010</u>	<u>647</u>	<u>161</u>	<u>104,078</u>	<u>659</u>	<u>158</u>	<u>TANKER - TOTAL</u>
12,082	44	275	12,761	47	272	EC-135
91,629	602	152	90,879	611	149	KC-135A/Q
299	1	299	438	1	438	KC-135R
<u>301,892</u>	<u>2,877</u>	<u>105</u>	<u>304,811</u>	<u>2,943</u>	<u>104</u>	<u>FIGHTER - TOTAL</u>
101	-	-	93	-	-	FB-111
6,573	54	122	8,177	66	24	F-111A
-	-	-	-	-	-	F-111A/E
12,053	175	69	13,573	177	77	F-106A
2,756	44	63	3,107	44	71	F-106B
839	14	60	932	13	72	F-105B
17,695	136	130	16,009	126	127	F-105D
9,074	78	116	8,703	75	116	F-105F
1,763	26	68	1,631	29	56	F-104A
372	6	62	373	6	62	F-104B
360	6	60	528	7	75	F-104C
701	13	54	486	13	37	F-104D
2,149	56	38	2,361	51	46	F-104G
16,081	225	71	19,027	233	82	F-102A
3,228	43	75	3,951	45	88	TF-102A
6,334	91	70	6,634	95	70	F-101B

DOWNGRADED TO:  
UNCLASSIFIED AFTER 1 YEAR

TABLE 10 - USAF FLIGHT OPERATIONS OF ACTIVE AIRCRAFT BY MISSION.

MISSION, DESIGN, AND SERIES	TOTAL		FIRST QUARTER			SECOND QUARTER		
	Hours Flown	Average Aircraft On Hand During Year	Hours Flown	Average Aircraft On Hand During Quarter	Quarter Utili- zation Rate	Hours Flown	Average Aircraft On Hand During Quarter	Quarter Utili- zation Rate
OPERATING ACT-								
<u>FIGHTER (Continued)</u>								
F/TF-101F . . . . .	11,716	39	2,380	42	69	2,937	38	77
F-100A . . . . .	103	3	22	3	7	15	3	5
F-100C . . . . .	69,270	173	20,990	195	108	18,792	186	101
F-100D . . . . .	181,932	397	46,223	420	110	45,862	406	113
F-100F . . . . .	67,962	147	17,121	157	109	17,534	150	117
F-86F . . . . .	195	1	55	1	55	15	1	15
F-36H . . . . .	5,370	22	3,033	55	55	2,337	35	67
F-84F . . . . .	55	1	-	-	-	4	-	-
A-7D . . . . .	486	-	29	-	-	83	-	-
F-5A . . . . .	4,618	10	1,170	11	106	1,329	11	121
F-5E . . . . .	2,474	5	611	5	122	492	5	93
F-4C . . . . .	112,397	267	33,031	294	112	27,014	254	106
F-4D . . . . .	251,499	599	66,376	655	101	64,472	590	109
F-4E . . . . .	104,655	218	16,484	150	110	21,161	159	133
A-1E/G/H/J . . . . .	65,894	85	14,486	87	167	13,025	73	178
<u>RECONNAISSANCE - TOTAL . . . . .</u>	<u>489,408</u>	<u>689</u>	<u>114,403</u>	<u>689</u>	<u>166</u>	<u>120,624</u>	<u>664</u>	<u>132</u>
RC-135 . . . . .	28,926	22	6,822	21	325	7,134	23	310
RC-130A . . . . .	9,253	14	2,394	14	171	2,408	14	172
RC-130S . . . . .	171	1	41	1	41	85	1	85
EC-121C/D/P . . . . .	7,882	6	-	-	-	-	-	-
EC-121C/D/P/Q . . . . .	29,960	24	10,234	34	301	10,391	32	325
EC-121H/R . . . . .	43,950	39	14,695	52	283	14,881	52	286
EC-121H/Q/R . . . . .	17,074	13	-	-	-	-	-	-
EC-121K . . . . .	1,136	1	309	1	309	426	2	213
RF-111D . . . . .	89	-	11	-	-	12	-	-
RF-101A/B/C/G/H . . . . .	33,529	75	-	-	-	15,743	115	137
RF-101B/G/H . . . . .	3,698	13	3,698	52	71	-	-	-
F/RF101A/C . . . . .	3,369	19	8,369	77	109	-	-	-
RF-84F . . . . .	29	-	-	-	-	16	-	-
RB-66B . . . . .	6,181	20	1,742	24	73	1,434	19	78
EB-66C/D . . . . .	6,954	10	1,995	13	153	1,399	9	211
EB/RE-57A . . . . .	4,849	12	1,220	12	102	1,181	12	93
EF-57D . . . . .	3,134	8	946	9	105	764	9	85
RB-57F . . . . .	10,104	15	2,370	16	148	2,399	12	200
EC-54D . . . . .	927	1	259	1	259	226	1	226
WB-47E . . . . .	15,783	23	3,910	24	163	3,926	24	164
RB/EB-47H . . . . .	3	-	-	-	-	-	-	-
EC-47 . . . . .	80,985	45	20,720	44	471	20,413	41	493
E/RE-45 . . . . .	120	-	-	-	-	77	-	-
ET-29D . . . . .	6,410	12	1,788	11	163	1,504	11	137
OV-10A . . . . .	52,467	60	3,295	26	127	3,402	44	191
RF-5A . . . . .	40	-	40	-	-	-	-	-
RF-4C . . . . .	117,385	256	29,545	257	115	27,253	243	112
<u>SEARCH AND RESCUE - TOTAL . . . . .</u>	<u>115,983</u>	<u>290</u>	<u>29,716</u>	<u>294</u>	<u>101</u>	<u>27,167</u>	<u>290</u>	<u>94</u>
HC-54D . . . . .	1,266	2	234	2	117	259	1	259
HH-53B/C . . . . .	3,791	5	1,447	8	181	-	-	-
H/CH-53B/C . . . . .	3,912	5	-	-	-	1,828	10	183
HC-47 . . . . .	3,287	4	1,362	5	272	608	5	122

DOWNGRADED TO:  
UNCLASSIFIED AFTER 1 YEAR



## DESIGN, AND SERIES, WORLD-WIDE, BY QUARTER -- FY 1969 (CONTINUED)

THIRD QUARTER			FOURTH QUARTER			MISSION, DESIGN, AND SERIES
Hours Flown	Average Aircraft On Hand During Quarter	Quarter Utili- zation Rate	Hours Flown	Average Aircraft On Hand During Quarter	Quarter Utili- zation Rate	
IVE (Continued)						
2,648	35	76	3,251	40	81	<u>FIGHTER (Continued)</u>
23	3	8	43	3	14	F/TF-101F
17,750	168	106	11,738	142	83	F-100A
45,290	376	120	44,557	385	116	F-100C
17,735	145	122	15,572	136	115	F-100D
63	1	63	62	1	62	F-100F
-	-	-	-	-	-	F-86F
41	1	41	10	1	10	F-86H
172	-	-	202	-	-	F-84F
984	9	109	1,135	7	162	A-7D
574	4	144	797	5	159	F-5A
25,368	248	102	26,930	272	99	F-5B
60,362	587	103	60,239	565	107	F-4C
29,351	248	118	37,659	313	120	F-4D
21,452	85	252	16,931	93	182	F-4E
						A-1E/C/H/J
<u>123,094</u>	<u>681</u>	<u>181</u>	<u>131,237</u>	<u>720</u>	<u>182</u>	<u>RECONNAISSANCE - TOTAL</u>
7,394	23	321	7,576	21	361	RC-135
2,384	14	170	2,067	14	148	RC-130A
5	-	-	40	-	-	RC-130S
-	-	-	7,882	26	303	EC-121C/D/P
9,335	29	322	-	-	-	EC-121C/D/P/7
14,374	53	271	-	-	-	EC-121H/R
-	-	-	17,074	53	322	EC-121H/C/R
191	1	191	210	1	210	EC-121K
3	-	-	63	-	-	RF-111D
10,224	98	104	7,562	87	87	RF-101A/B/C/G/H
-	-	-	-	-	-	RF-101B/G/H
13	-	-	-	-	-	F/RF101A/C
1,283	19	68	1,672	18	93	RF-84F
1,554	10	155	1,506	7	215	RB-66B
1,240	11	113	1,208	12	101	EB-66C/D
761	7	109	663	6	111	EB/RB-57A
2,571	16	161	2,764	16	173	EB-57D
248	1	248	194	1	194	RB-57F
3,889	23	169	4,058	21	193	EC-54D
-	-	-	3	-	-	WB-47E
21,334	47	454	18,518	47	394	RB/EB-47H
26	-	-	17	-	-	EC-47
1,594	12	133	1,524	12	127	B/RB-45
15,602	66	236	25,168	104	242	ET-29D
-	-	-	-	-	-	OV-10A
29,069	251	116	31,518	274	115	RF-5A
						RF-4C
<u>29,058</u>	<u>288</u>	<u>101</u>	<u>30,042</u>	<u>289</u>	<u>104</u>	<u>SEARCH AND RESCUE - TOTAL</u>
317	2	159	456	3	152	HC-54D
-	-	-	2,344	12	195	HH-53B/C
2,084	10	208	-	-	-	H/CH-53B/C
672	4	168	645	3	215	HC-47

DOWNGRADED TO:  
UNCLASSIFIED AFTER 1 YEAR

TABLE 10 -- USAF FLIGHT OPERATIONS OF ACTIVE AIRCRAFT BY MISSION.

MISSION, DESIGN, AND SERIES	TOTAL		FIRST QUARTER			SECOND QUARTER		
	Hours Flown	Average Aircraft On Hand During Year	Hours Flown	Average Aircraft On Hand During Quarter	Quarter Utili- zation Rate	Hours Flown	Average Aircraft On Hand During Quarter	Quarter Utili- zation Rate
OPERATING ACT-								
<u>SEARCH AND RESCUE (Continued)</u>								
HH-43B . . . . .	46,168	141	12,199	145	84	10,307	140	74
HH-43F . . . . .	2,590	6	629	6	105	696	6	116
H/CH-21B . . . . .	10,561	36	2,900	37	78	2,485	35	71
H/UH-19B . . . . .	5,361	18	1,308	19	69	1,277	19	67
HU-16B . . . . .	1,788	6	623	8	78	379	5	76
H/CH-3E . . . . .	28,066	50	9,014	64	141	9,328	69	135
CH-3E . . . . .	5,232	10	-	-	-	-	-	-
HH-3E . . . . .	3,961	7	-	-	-	-	-	-
<u>SPECIAL RESEARCH - TOTAL</u> . . . . .	<u>92</u>	<u>3</u>	<u>36</u>	<u>4</u>	<u>9</u>	<u>11</u>	<u>4</u>	<u>3</u>
X-25A/B . . . . .	24	1	24	2	12	-	2	-
XV-6A . . . . .	47	2	11	2	6	6	2	3
XV-4B . . . . .	21	-	1	-	-	5	-	-
<u>CARGO - TOTAL</u> . . . . .	<u>2,208,488</u>	<u>1,889</u>	<u>571,208</u>	<u>1,964</u>	<u>291</u>	<u>560,934</u>	<u>1,887</u>	<u>297</u>
C-141 . . . . .	668,896	249	165,175	253	653	171,057	246	695
C/VC-140A/B . . . . .	12,241	14	3,204	12	267	3,001	13	231
CV-137B/C . . . . .	2,271	3	552	3	184	531	4	133
C-135A . . . . .	2,658	5	523	5	105	798	6	133
C/WC-135B . . . . .	18,318	15	4,529	17	266	5,334	18	296
VC-135B . . . . .	2,738	2	-	-	-	167	1	167
C-133A . . . . .	39,942	22	10,382	23	451	10,401	21	495
C-133B . . . . .	23,365	12	6,026	12	502	5,482	12	457
C-131A . . . . .	19,102	20	6,338	22	288	4,731	19	249
VC-131A . . . . .	2,946	3	387	3	129	343	2	172
C-131B . . . . .	12,069	30	2,770	30	92	2,969	33	90
C-131D . . . . .	15,657	24	3,809	25	152	4,028	25	161
VC-131D . . . . .	1,552	2	438	2	219	395	2	198
C-131E . . . . .	5,212	6	1,333	7	190	1,251	7	179
VC-131H . . . . .	3,048	4	895	4	224	642	4	161
HC-130H/P . . . . .	12,785	14	12,785	55	232	-	-	-
HC-130H/N/P . . . . .	36,514	40	-	-	-	11,626	54	215
C/WC-130A . . . . .	105,255	122	27,531	125	220	27,382	120	228
C/WC-130B . . . . .	95,130	86	23,175	91	255	22,116	85	260
C-130D . . . . .	7,168	10	1,797	11	163	1,508	9	168
C/WC-130E . . . . .	269,004	250	71,100	257	277	65,684	250	263
DC-130E . . . . .	3,783	5	676	3	225	738	3	246
C-124C . . . . .	194,895	144	61,501	173	355	57,344	164	350
C/UC-123B . . . . .	15,358	23	6,428	43	149	5,400	26	208
C/UC-123K . . . . .	104,726	107	21,779	98	222	25,361	100	254
C-121A . . . . .	10	-	-	-	-	10	-	-
C-121C . . . . .	371	3	153	3	51	38	2	19
NC-121D . . . . .	202	1	65	1	65	38	1	38
C-121G . . . . .	9,941	10	3,513	12	293	2,836	12	236
C/AC-119G/J/K . . . . .	23,667	42	4,776	39	122	4,285	36	119
C/VC-118A . . . . .	71,647	81	18,472	84	220	17,683	82	216
C-117 . . . . .	4,269	8	1,152	10	115	1,093	8	137
HC-97G . . . . .	4,419	8	1,445	8	181	1,050	9	117
C-97D/E/F/G/K . . . . .	25,857	35	6,121	33	185	6,739	36	187
C/VC-54D/E/G/M . . . . .	65,258	92	16,738	97	173	16,239	91	178

DOWNGRADED TO:  
UNCLASSIFIED AFTER 1 YEAR

**DESIGN, AND SERIES, WORLD-WIDE, BY QUARTER -- FY 1969 (CONTINUED)**

THIRD QUARTER			FOURTH QUARTER			MISSION, DESIGN, AND SERIES
Hours Flown	Average Aircraft On Hand During Quarter	Quarter Utili- zation Rate	Hours Flown	Average Aircraft On Hand During Quarter	Quarter Utili- zation Rate	
<b>IVE (Continued)</b>						
11,528	141	82	12,134	138	83	<b>SEARCH AND RESCUE (Continued)</b>
571	5	114	694	6	116	HH-43F
2,425	35	69	2,751	35	79	HH-43F
1,399	13	78	1,377	15	77	H/CH-21E
333	5	63	443	4	112	H/UH-19F
9,724	63	143	-	-	-	HU-16E
-	-	-	5,232	41	128	H/CH-43E
-	-	-	3,961	29	137	CH-3E
-	-	-	-	-	-	HH-3E
<u>24</u>	<u>3</u>	<u>8</u>	<u>21</u>	<u>2</u>	<u>11</u>	<b>SPECIAL RESEARCH - TOTAL</b>
13	2	7	17	2	9	X-7A/P
11	-	-	4	-	-	XV-6A
-	-	-	-	-	-	XV-4B
<u>543,631</u>	<u>1,366</u>	<u>294</u>	<u>527,665</u>	<u>1,340</u>	<u>227</u>	<b>CARGO - TOTAL</b>
163,056	247	680	164,608	250	652	C-141
2,308	13	216	3,228	14	231	C/VC-140A/B
489	3	163	699	3	233	VC-137B/C
685	5	137	652	5	130	C-135A
4,132	13	318	4,323	13	333	C/WC-135F
1,115	4	279	1,456	4	364	VC-135F
9,947	23	434	9,172	22	417	C-133A
5,966	12	497	5,391	12	491	C-133F
4,514	22	205	3,519	17	207	C-131A
866	3	289	1,350	4	332	VC-131A
3,126	27	116	3,204	29	110	C-131F
3,976	22	181	3,844	23	167	C-131F
426	2	213	293	1	293	VC-131D
1,401	6	234	1,227	6	205	C-131E
617	3	206	394	4	224	VC-131H
-	-	-	-	-	-	HC-130H/P
12,344	51	242	12,544	55	223	HC-130H/N/P
24,332	119	204	26,010	124	210	C/WC-130A
25,000	84	298	24,339	82	303	C/WC-130B
1,587	9	176	2,276	9	253	C-130D
66,305	247	263	65,915	246	262	C/WC-130E
1,185	6	193	1,134	7	169	DC-130E
49,217	156	315	26,333	39	301	C-124C
2,475	13	190	1,055	11	96	C/HC-123E
27,446	110	250	30,140	121	249	C/HC-123K
-	-	-	-	-	-	C-121A
95	3	32	35	3	28	C-121C
39	1	39	60	1	60	NC-121D
1,688	7	241	1,904	3	238	C-121G
6,755	40	169	7,851	55	143	C/AC-119G/J/K
17,256	81	213	18,236	78	234	C/VC-118A
987	7	141	1,037	7	143	C-117
1,064	8	133	360	6	143	HC-97G
6,152	34	181	6,345	36	190	C-97D/E/F/G/K
16,089	90	179	16,192	90	130	C/VC-54D/E/G/M

DOWNGRADED TO:  
UNCLASSIFIED AFTER 1 YEAR

TABLE 10 -- USAF FLIGHT OPERATIONS OF ACTIVE AIRCRAFT BY MISSION.

MISSION, DESIGN, AND SERIES	TOTAL		FIRST QUARTER			SECOND QUARTER		
	Hours Flown	Average Aircraft On Hand During Year	Hours Flown	Average Aircraft On Hand During Quarter	Quarter Utili- zation Rate	Hours Flown	Average Aircraft On Hand During Quarter	Quarter Utili- zation Rate
OPERATING ACT-								
<u>CARGO (Continued)</u>								
C/AC/VC-47A/B/D . . . . .	172,834	274	47,848	284	168	43,337	265	164
C-9 . . . . .	8,426	6	359	1	359	1,822	5	364
C-7A . . . . .	138,327	99	34,876	98	356	35,301	97	364
VC-6A . . . . .	735	1	182	1	182	186	1	186
C-5A . . . . .	24	-	9	-	-	15	-	-
CH-3B/C . . . . .	7,868	17	2,366	19	125	1,973	18	110
<u>TRAINER - TOTAL</u>	<u>1,657,309</u>	<u>2,714</u>	<u>410,512</u>	<u>2,665</u>	<u>154</u>	<u>386,611</u>	<u>2,692</u>	<u>144</u>
TF-104G . . . . .	8,603	36	2,544	38	67	2,117	37	57
TB-58A . . . . .	4,353	7	1,096	6	183	1,115	7	159
TC-54 . . . . .	1,437	2	357	2	179	330	2	165
TC-47 . . . . .	1,289	4	616	5	123	228	3	76
T-41C . . . . .	23,444	48	6,454	45	143	5,877	47	131
T-39A/B . . . . .	149,620	123	37,533	126	298	37,341	126	296
T-39F . . . . .	2,149	3	464	3	155	522	3	174
T-38A . . . . .	538,768	899	132,697	868	153	122,687	881	139
T-37A/B . . . . .	471,279	711	114,779	686	167	104,905	702	149
T-33A . . . . .	221,127	500	54,940	502	109	55,172	503	110
AT-33A . . . . .	11,157	36	3,675	36	102	2,435	35	70
DT-33A . . . . .	833	4	230	5	46	206	4	52
T/VT-29A . . . . .	23,305	37	5,902	38	155	5,579	37	151
T/VT-29B . . . . .	42,930	67	10,477	63	154	10,882	68	160
T/VT-29C . . . . .	73,227	102	18,591	103	180	16,505	101	163
T/VT-29D . . . . .	51,866	73	12,712	73	174	12,735	76	168
T-28A/B/D . . . . .	31,922	62	7,445	61	122	7,975	62	129
<u>UTILITY - TOTAL</u>	<u>549,390</u>	<u>586</u>	<u>149,355</u>	<u>668</u>	<u>224</u>	<u>134,909</u>	<u>562</u>	<u>240</u>
OH/UH-13E/J . . . . .	487	2	145	3	48	189	3	63
OH-13E . . . . .	189	1	-	-	-	-	-	-
U-10A/B/D . . . . .	33,861	50	7,666	49	156	9,254	50	185
U-6A . . . . .	5,368	14	1,424	16	89	1,318	13	101
U-4A/B . . . . .	553	2	267	4	67	167	3	56
U-4A . . . . .	145	1	-	-	-	-	-	-
U-3A/B . . . . .	26,181	55	14,548	122	119	4,642	41	113
O-2A/B . . . . .	188,636	173	48,237	177	273	45,139	162	279
O-1E/F/G . . . . .	200,828	161	53,273	169	315	52,119	163	320
U-1A . . . . .	707	2	231	3	77	141	2	71
T/UH-1D/F . . . . .	69,863	93	23,564	125	189	21,940	125	176
T/UH-1D/F/P . . . . .	22,183	31	-	-	-	-	-	-
UH-1P . . . . .	389	1	-	-	-	-	-	-
<u>TARGET DRONES - TOTAL</u>	<u>2,586</u>	<u>6</u>	<u>179</u>	<u>5</u>	<u>36</u>	<u>312</u>	<u>4</u>	<u>78</u>
QF-47 . . . . .	18	-	18	1	18	-	-	-
QF-104A . . . . .	429	3	161	4	40	101	3	34
YQU-22A . . . . .	2,139	3	-	-	-	211	1	211

Source: Data Application Division, Data Services Center, Comptroller of the Air Force

DOWNGRADED TO: UNCLASSIFIED AFTER 1 YEAR
---

DESIGN, AND SERIES, WORLD-WIDE, BY QUARTER - FY 1969 (CONTINUED)

THIRD QUARTER			FOURTH QUARTER			MISSION, DESIGN, AND SERIES
Hours Flown	Average Aircraft On Hand During Quarter	Quarter Utilization Rate	Hours Flown	Average Aircraft On Hand During Quarter	Quarter Utilization Rate	
IVE (Continued)						
41,213	271	152	40,436	273	149	CARGO (Continued)
2,978	3	372	3,267	3	403	C/AC/VC-47A/B/D
34,322	98	350	33,828	102	332	C-9
166	1	166	201	1	201	C-7A
-	-	-	-	-	-	VC-6A
1,322	17	107	1,707	16	107	C-5A
						CH-3B/C
<u>409,442</u>	<u>2,720</u>	<u>151</u>	<u>450,744</u>	<u>2,731</u>	<u>162</u>	TRAINER - TOTAL
2,041	35	58	1,901	34	56	TF-104G
1,031	7	154	1,061	7	152	TE-58A
339	2	170	411	2	206	TC-54
269	3	90	176	3	59	TC-47
4,706	57	83	6,407	45	142	T-41C
36,268	121	300	38,478	119	323	T-39A/B
585	3	195	573	3	193	T-39F
130,031	903	144	153,353	945	162	T-33A
121,171	706	172	130,424	751	174	T-37A/F
55,621	501	111	55,394	496	112	T-33A
2,097	37	57	2,950	37	30	AT-33A
213	4	53	134	4	46	DT-33A
5,666	37	153	6,153	35	176	T/VT-29A
11,006	63	162	10,565	65	163	T/VT-29B
17,422	100	174	20,709	102	203	T/VT-29C
12,875	72	179	13,544	72	138	T/VT-29D
3,051	64	126	3,451	61	139	T-28A/B/D
<u>134,331</u>	<u>552</u>	<u>243</u>	<u>130,795</u>	<u>561</u>	<u>233</u>	UTILITY - TOTAL
153	3	51	-	-	-	OH/UH-13E/J
-	-	-	139	3	63	OH-13E
3,424	52	162	3,517	51	167	U-10A/B/D
1,279	13	98	1,347	15	90	U-6A
119	2	60	-	-	-	U-4A/B
-	-	-	145	2	73	U-4A
3,743	33	113	3,248	22	142	U-3A/B
47,246	170	278	48,014	184	261	O-2A/B
51,014	153	333	44,422	159	279	O-1E/F/G
170	2	85	165	1	165	U-1A
-	-	-	-	120	203	T/UH-1D/F
22,183	124	179	-	-	-	T/UH-1D/F/P
-	-	-	339	4	97	UH-1P
<u>370</u>	<u>7</u>	<u>124</u>	<u>1,225</u>	<u>3</u>	<u>153</u>	TARGET DRONES - TOTAL
-	-	-	-	-	-	QB-47
79	2	40	88	3	29	QF-104A
791	5	158	1,137	5	227	YOU-22A

DOWNGRADED TO:  
UNCLASSIFIED AFTER 1 YEAR

TABLE II - SOUTHEAST ASIA OPERATIONAL DATA BY MISSION,

MISSION, DESIGN, SERIES WITHIN BASES	30 SEPTEMBER 1968							31 DECEMBER 1968						
	AVER- AGE AIR- CRAFT ON HAND	FLYING HOURS				UTIL- IZA- TION RATE	SORTIES FLOWN	AVER- AGE AIR- CRAFT ON HAND	FLYING HOURS				UTIL- IZA- TION RATE	SORTIES FLOWN
		Total	Combat	Combat Support	Other				Total	Combat	Combat Support	Other		
OPERATING BASES:														
O-1E (LOO)	1	-	-	-	-	-	-	1	-	-	-	-	-	-
AIR VIET NAM TOTAL	1	-	-	-	-	-	-	1	-	-	-	-	-	-
VC-47D (PAF)	-	-	-	-	-	-	-	-	-	-	-	-	-	-
BANGKOK TOTAL	-	-	-	-	-	-	-	-	-	-	-	-	-	-
A-1E (PAF)	4	840	684	34	122	210	259	2	692	224	463	5	346	117
A-37A (LOO)	1	-	-	-	-	-	-	-	-	-	-	-	-	-
A-37A (PAF)	21	4,458	4,433	-	25	212	3,930	20	4,245	4,074	-	171	212	3,575
C-47A (PAF)	2	691	690	-	1	346	291	1	403	351	-	52	463	315
HC-47A (PAF)	1	203	203	-	-	203	04	1	294	294	-	-	294	222
VC-47A (PAF)	-	-	-	-	-	-	-	-	-	-	-	-	-	-
C-47D (PAF)	2	1,479	1,202	14	263	740	579	2	850	766	-	84	425	446
AC-47D (LOO)	-	-	-	-	-	-	-	-	-	-	-	-	-	-
AC-47D (PAF)	3	1,521	1,360	6	155	507	316	3	1,759	1,759	-	-	586	369
HC-47D (PAF)	-	-	-	-	-	-	-	-	3	3	-	-	-	2
UC-123B(LOO)	-	-	-	-	-	-	-	-	-	-	-	-	-	-
UC-123B(PAF)	11	1,730	1,665	-	65	157	1,190	5	1,004	846	-	158	281	1,153
C-123K(LOO)	-	-	-	-	-	-	-	-	-	-	-	-	-	-
C-123K(PAF)	1	61	61	-	-	61	44	1	162	162	-	-	162	54
UC-123K(LOO)	-	-	-	-	-	-	-	-	-	-	-	-	-	-
UC-123K(PAF)	7	1,307	1,217	3	87	187	833	15	2,567	2,347	-	220	171	2,316
DC-130A(SAO)	-	89	-	-	89	-	34	-	-	-	-	-	-	-
C-130B(LOO)	-	-	-	-	-	-	-	-	-	-	-	-	-	-
DC-130E(SAO)	2	497	89	-	400	249	151	2	150	-	-	158	79	110
F-4C (LOO)	-	-	-	-	-	-	-	-	-	-	-	-	-	-
F-4C (PAF)	-	-	-	-	-	-	-	-	-	-	-	-	-	-
F-100C(LOO)	-	-	-	-	-	-	-	-	-	-	-	-	-	-
F-100C(PAF)	-	-	-	-	-	-	-	-	-	-	-	-	-	-
F-100D(LOO)	1	-	-	-	-	-	-	-	-	-	-	-	-	-
F-100D(PAF)	48	6,000	5,593	5	490	127	4,720	51	6,560	5,848	-	712	129	5,083
F-100F(LOO)	-	-	-	-	-	-	-	-	-	-	-	-	-	-
F-100F(PAF)	2	212	199	2	11	106	164	3	771	314	-	457	257	261
F-102A(PAF)	5	990	817	-	173	198	504	-	-	-	-	-	-	-
MH-43B (MTU)	1	82	74	-	8	82	130	1	73	68	-	5	73	268
MH-43F (MTO)	2	219	216	-	3	110	541	2	196	190	-	6	98	817
O-1E (LOO)	-	-	-	-	-	-	-	-	-	-	-	-	-	-
O-1E (PAF)	34	12,762	12,426	-	336	375	7,350	30	9,970	9,918	-	52	332	6,386
O-1F (PAF)	2	323	100	-	223	162	81	1	298	294	-	4	298	100
O-1G (LOO)	-	-	-	-	-	-	-	-	-	-	-	-	-	-
O-1G (PAF)	35	13,869	12,983	-	886	396	7,378	35	12,380	12,295	-	85	354	7,289
O-2A (LOO)	-	-	-	-	-	-	-	-	-	-	-	-	-	-
O-2A (PAF)	2	1,038	1,038	-	-	519	258	12	4,065	3,727	-	338	339	1,179
U-10B (PAF)	-	-	-	-	-	-	-	-	-	-	-	-	-	-
U-10D (PAF)	-	-	-	-	-	-	-	-	-	-	-	-	-	-
OV-10A (LOO)	-	-	-	-	-	-	-	-	-	-	-	-	-	-
OV-10A (PAF)	7	554	525	-	29	79	353	28	3,612	3,419	-	193	129	2,004
BIEN HOA TOTAL	194	49,013	45,575	64	3,374	253	29,178	215	50,062	46,099	463	2,700	233	32,226
C-47A (PAF)	1	202	142	-	60	202	115	1	243	243	-	-	243	185
HC-47A (PAF)	-	17	17	-	-	-	12	-	17	17	-	-	-	10
C-47D (PAF)	-	-	-	-	-	-	-	1	83	83	-	-	83	7
AC-47D (PAF)	3	893	891	-	2	298	261	2	-	-	-	-	-	-
MH-43F (MTO)	2	143	143	-	-	72	207	2	205	204	-	1	103	599

SECRET

DOWNGRADED TO:  
UNCLASSIFIED AFTER 1 YEAR

DESIGN, SERIES WITHIN BASES BY QUARTER - FY 1969

AVERAGE AIR-CRAFT ON HAND	31 MARCH 1969					30 JUNE 1969					MISSION, DESIGN, SERIES, WITHIN BASES			
	FLYING HOURS				UTILIZATION RATE	SORTIES FLOWN	AVERAGE AIR-CRAFT ON HAND	FLYING HOURS				UTILIZATION RATE	SORTIES FLOWN	
	Total	Combat	Combat Support	Other				Total	Combat	Combat Support				Other
OPERATING BASES														
1	-	-	-	-	-	-	-	-	-	-	-	-	0-1E (LOO)	
1	-	-	-	-	-	-	-	-	-	-	-	-	AIR VIET NAM	
-	-	-	-	-	-	-	-	-	-	-	-	-	TOTAL	
-	-	-	-	-	-	-	-	-	-	-	-	-	VC-47D (PAF)	
-	-	-	-	-	-	-	-	-	-	-	-	-	BANGKOK	
-	-	-	-	-	-	-	-	-	-	-	-	-	TOTAL	
9	-	-	-	-	-	-	-	-	-	-	-	-	A-1E (PAF)	
11	2,187	2,094	-	93	199	2,019	21	3,240	3,185	55	154	3,103	A-37A (LOO)	
1	336	273	-	63	336	185	2	351	351	-	176	246	A-37A (PAF)	
1	297	297	-	-	297	161	1	324	323	-	1	223	C-47A (PAF)	
-	6	6	-	-	-	4	-	-	-	-	-	-	HC-47A (PAF)	
3	722	720	-	2	241	543	3	600	676	-	4	509	VC-47A (PAF)	
5	2,236	2,236	-	-	447	554	5	1,928	1,928	-	386	487	C-47D (LOO)	
-	-	-	-	-	-	-	-	-	-	-	-	-	AC-47D (PAF)	
1	160	84	-	76	160	129	-	107	103	-	4	38	HC-47D (PAF)	
1	78	77	-	1	78	52	-	-	-	-	-	-	UC-123B (LOO)	
17	3,111	2,955	-	156	183	1,800	14	2,293	2,247	-	46	1,648	UC-123B (PAF)	
2	-	-	-	-	-	-	-	-	-	-	-	-	C-123K (LOO)	
-	-	-	-	-	-	-	-	-	-	-	-	-	C-123K (PAF)	
-	-	-	-	-	-	-	-	-	-	-	-	-	UC-123K (LOO)	
52	6,451	6,306	-	145	124	5,310	50	6,356	5,972	-	384	4,961	UC-123K (PAF)	
3	464	351	-	113	155	287	3	388	339	-	49	273	DC-130A (SAO)	
1	75	75	-	-	75	451	1	101	96	-	5	292	C-130B (LOO)	
2	162	157	-	5	81	815	2	189	186	-	3	962	DC-130E (SAO)	
22	8,349	8,295	-	54	380	5,305	21	6,210	6,163	-	47	4,663	F-4C (LOO)	
-	8	6	-	2	-	7	-	-	-	-	-	-	F-4C (PAF)	
31	11,138	11,064	-	74	359	6,339	30	8,522	8,456	-	66	5,703	F-100C (LOO)	
13	4,234	4,126	-	100	326	1,747	20	6,725	6,112	-	613	3,297	F-100C (PAF)	
1	-	-	-	-	-	-	2	966	966	-	-	432	F-100F (PAF)	
40	9,833	9,727	3	103	246	5,659	44	12,460	12,417	-	43	7,057	F-100F (LOO)	
217	49,847	48,849	3	995	230	31,347	226	50,940	49,620	-	1,320	34,033	F-100D (PAF)	
2	336	336	-	-	168	286	2	270	270	-	-	267	F-100E (PAF)	
1	6	6	-	-	6	4	-	-	-	-	-	-	F-100F (LOO)	
3	-	-	-	-	-	-	2	-	-	-	-	-	F-100F (PAF)	
2	153	153	-	-	77	746	2	216	215	1	-	575	F-100G (PAF)	
-	-	-	-	-	-	-	-	-	-	-	-	-	HH-43B (MTO)	
-	-	-	-	-	-	-	-	-	-	-	-	-	HH-43F (MTO)	
-	-	-	-	-	-	-	-	-	-	-	-	-	O-1E (LOO)	
-	-	-	-	-	-	-	-	-	-	-	-	-	O-1E (PAF)	
-	-	-	-	-	-	-	-	-	-	-	-	-	O-1G (LOO)	
-	-	-	-	-	-	-	-	-	-	-	-	-	O-1G (PAF)	
-	-	-	-	-	-	-	-	-	-	-	-	-	O-2A (LOO)	
-	-	-	-	-	-	-	-	-	-	-	-	-	O-2A (PAF)	
-	-	-	-	-	-	-	-	-	-	-	-	-	U-100 (PAF)	
-	-	-	-	-	-	-	-	-	-	-	-	-	OV-10A (LOO)	
-	-	-	-	-	-	-	-	-	-	-	-	-	OV-10A (PAF)	
BIEN HOA														
2	336	336	-	-	168	286	2	270	270	-	-	135	C-47A (PAF)	
1	6	6	-	-	6	4	-	-	-	-	-	-	HC-47A (PAF)	
3	-	-	-	-	-	-	2	-	-	-	-	-	C-47D (PAF)	
2	153	153	-	-	77	746	2	216	215	1	-	108	AC-47D (PAF)	
-	-	-	-	-	-	-	-	-	-	-	-	-	HH-43F (MTO)	

DOWNGRADED TO:  
UNCLASSIFIED AFTER 1 YEAR

TABLE II - SOUTHEAST ASIA OPERATIONAL DATA BY MISSION,

MISSION, DESIGN, SERIES WITHIN BASES	30 SEPTEMBER 1968							31 DECEMBER 1968						
	AVER- AGE AIR- CRAFT ON HAND	FLYING HOURS				UTIL- IZA- TION RATE	SORTIES FLOWN	AVER- AGE AIR- CRAFT ON HAND	FLYING HOURS				UTIL- IZA- TION RATE	SORTIES FLOWN
		Total	Combat	Combat Support	Other				Total	Combat	Combat Support	Other		
OPERATING BASES (CONTINUED)														
O-1E (LOO)	-	-	-	-	-	-	-	-	-	-	-	-	-	-
O-1E (PAF)	9	2,631	2,631	-	-	292	1,889	12	3,797	3,797	-	-	316	2,455
O-1F (PAF)	-	8	8	-	-	-	7	-	-	-	-	-	-	-
O-1G (LOO)	-	-	-	-	-	-	-	-	-	-	-	-	-	-
O-1G (PAF)	14	4,845	4,845	-	-	289	2,870	17	6,258	6,258	-	-	368	4,335
U-10B (PAF)	-	-	-	-	-	-	-	-	-	-	-	-	-	-
<b>BINH THUY TOTAL</b>	<b>29</b>	<b>7,939</b>	<b>7,877</b>	<b>-</b>	<b>62</b>	<b>274</b>	<b>5,361</b>	<b>35</b>	<b>10,603</b>	<b>10,602</b>	<b>-</b>	<b>1</b>	<b>303</b>	<b>7,591</b>
C-7A (LOO)	-	-	-	-	-	-	-	-	-	-	-	-	-	-
C-7A (PAF)	27	10,910	9,275	-	1,635	424	12,881	28	11,128	9,283	9	1,836	397	13,280
C-47D (PAF)	2	222	216	-	6	111	249	2	528	521	-	7	264	461
C-130A (PAF)	24	8,834	7,755	68	1,211	368	9,676	25	10,083	8,736	-	1,347	403	9,961
C-130A (TAO)	-	5	5	-	-	-	7	-	1	1	-	-	-	2
C-130B (PAF)	2	1,421	1,225	396	-	711	237	3	1,436	1,273	163	-	479	288
C-130B (TAO)	-	-	-	-	-	-	-	-	-	-	-	-	-	-
C-130E (PAF)	9	3,755	3,389	6	442	417	4,554	10	4,717	3,731	-	986	472	4,636
C-130E (TAO)	13	5,423	4,966	-	457	417	6,351	9	4,241	3,987	2	332	471	4,545
F-4C (LOO)	-	-	-	-	-	-	-	-	-	-	-	-	-	-
F-4C (PAF)	53	8,344	7,554	-	792	157	5,394	49	7,052	6,707	-	345	144	4,710
CH-34C (LOO)	-	-	-	-	-	-	-	-	-	-	-	-	-	-
UH-34D (LOO)	-	-	-	-	-	-	-	-	-	-	-	-	-	-
UH-34G (LOO)	-	-	-	-	-	-	-	-	-	-	-	-	-	-
HH-43B (MTO)	3	121	117	-	4	40	243	2	340	331	-	9	170	1,282
<b>CAM RANH BAY TOTAL</b>	<b>133</b>	<b>39,035</b>	<b>34,222</b>	<b>470</b>	<b>4,342</b>	<b>293</b>	<b>39,512</b>	<b>128</b>	<b>39,526</b>	<b>34,490</b>	<b>174</b>	<b>4,862</b>	<b>309</b>	<b>39,005</b>
C-7A (LOO)	-	-	-	-	-	-	-	-	-	-	-	-	-	-
F-4C (LOO)	1	-	-	-	-	-	-	-	-	-	-	-	-	-
<b>CHU LAI TOTAL</b>	<b>1</b>	<b>-</b>	<b>-</b>	<b>-</b>	<b>-</b>	<b>-</b>	<b>-</b>	<b>-</b>	<b>-</b>	<b>-</b>	<b>-</b>	<b>-</b>	<b>-</b>	<b>-</b>
A-1H (LOO)	-	-	-	-	-	-	-	-	-	-	-	-	-	-
B-57B (LOO)	-	-	-	-	-	-	-	-	-	-	-	-	-	-
C-47A (PAF)	-	-	-	-	-	-	-	-	14	14	-	-	-	6
HC-47A (LOO)	-	-	-	-	-	-	-	-	-	-	-	-	-	-
HC-47A (PAF)	2	528	493	35	-	264	394	1	88	88	-	88	88	59
C-47D (PAF)	2	420	406	4	12	210	206	2	368	346	-	22	184	161
AC-47D (LOO)	-	-	-	-	-	-	-	-	-	-	-	-	-	-
AC-47D (PAF)	3	1,426	1,211	-	215	475	346	3	1,511	1,114	-	397	504	393
EC-121R (PAF)	-	-	-	-	-	-	-	-	-	-	-	-	-	-
UC-123B (LOO)	-	-	-	-	-	-	-	-	-	-	-	-	-	-
UC-123B (PAF)	-	-	-	-	-	-	-	-	-	-	-	-	-	-
C-123K (LOO)	-	-	-	-	-	-	-	-	-	-	-	-	-	-
C-123K (PAF)	-	-	-	-	-	-	-	-	-	-	-	-	-	-
UC-123K (LOO)	-	-	-	-	-	-	-	-	-	-	-	-	-	-
UC-123K (PAF)	-	-	-	-	-	-	-	-	-	-	-	-	-	-
DC-130A (SAC)	-	-	-	-	-	-	-	-	-	-	-	-	-	-
C-130B (LOO)	-	-	-	-	-	-	-	-	-	-	-	-	-	-
C-130E (LOO)	-	-	-	-	-	-	-	-	-	-	-	-	-	-
DC-130E (SAC)	-	-	-	-	-	-	-	-	330	330	-	-	-	171
C-141A (LOO)	-	-	-	-	-	-	-	-	-	-	-	-	-	-
F-4C (LOO)	-	-	-	-	-	-	-	-	-	-	-	-	-	-
F-4C (PAF)	4	-	-	-	-	-	-	1	-	-	-	-	-	-
F-4D (LOO)	-	-	-	-	-	-	-	-	-	-	-	-	-	-
F-4D (PAF)	53	7,035	6,433	3	569	132	5,261	50	6,330	6,031	-	299	127	4,388
F-4E (PAF)	-	-	-	-	-	-	-	-	-	-	-	-	-	-

DOWNGRADED TO:  
UNCLASSIFIED AFTER 1 YEAR



DESIGN, SERIES WITHIN BASES BY QUARTER - FY 1969

AVERAGE AIR-CRAFT ON HAND	31 MARCH 1969						30 JUNE 1969						MISSION, DESIGN, SERIES, WITHIN BASES	
	FLYING HOURS				UTILIZATION RATE	SORTIES FLOWN	FLYING HOURS				UTILIZATION RATE	SORTIES FLOWN		
	Total	Combat	Combat Support	Other			Total	Combat	Combat Support	Other				
OPERATING BASES (CONTINUED)														
16	6,199	6,199	-	-	387	4,282	18	5,081	5,081	-	-	282	4,015	O-1E (LOO) O-1E (PAF) O-1F (PAF) O-1G (LOO) O-1G (PAF) U-10B (PAF)
13	4,642	4,642	-	-	-	357	3,564	15	4,261	4,261	-	284	3,588	
37	11,336	11,336	-	-	386	8,882	39	9,828	9,827	1	-	252	8,445	BINH THUY TOTAL
28	12,246	9,786	5	455	366	13,379	29	10,764	9,930	1	773	369	13,395	C-7A (LOO) C-7A (PAF) C-47D (PAF)
2	325	324	-	1	163	384	2	232	232	-	-	116	258	C-130A (PAF) C-130A (TAO) C-130B (PAF) C-130B (TAO) C-130E (PAF) C-130E (TAO)
23	7,976	7,488	2	566	347	9,360	7	2,529	2,412	-	117	361	3,075	
4	3,593	1,989	1,684	-	898	434	17	8,763	7,390	414	959	515	8,053	
13	5,919	5,090	-	829	455	6,350	21	10,647	9,679	6	962	507	11,493	
5	1,857	1,617	-	240	371	2,691	-	-	-	-	-	-	-	F-4C (LOO) F-4C (PAF) CH-34C (LOO) UH-34D (LOO) UH-34G (LOO) HH-43B (MTO)
42	6,132	5,856	-	276	146	4,359	41	6,048	5,596	-	452	148	3,842	
3	327	301	-	6	102	1,428	3	333	325	-	8	111	1,239	
120	36,361	32,291	1,697	2,373	303	38,307	126	39,264	35,564	429	3,271	312	41,356	CAM RANH BAY TOTAL
-	-	-	-	-	-	-	-	-	-	-	-	-	-	C-7A (LOO) F-4C (LOO)
-	-	-	-	-	-	-	-	-	-	-	-	-	-	CHU LAI TOTAL
-	-	-	-	-	-	-	-	-	-	-	-	-	-	A-1H (LOO) B-57B (LOO) C-47A (PAF) HC-47A (LOO) HC-47A (PAF) C-47D (PAF) AC-47D (LOO) AC-47D (PAF) EC-121R (PAF) UC-123B (LOO) UC-123B (PAF) C-123K (LOO) C-123K (PAF) UC-123K (LOO) UC-123K (PAF) DC-130A (SAO) DC-130B (LOO) DC-130E (LOO) DC-130E (SAO) C-141A (LOO) F-4C (LOO) F-4C (PAF) F-4D (LOO) F-4D (PAF) F-4E (PAF)
2	119	119	-	-	-	192	1	-	-	-	-	-	-	
2	396	388	-	16	198	281	2	449	264	2	183	225	218	
5	1,645	1,537	-	108	329	624	5	1,914	1,859	-	55	383	649	
1	839	808	-	31	839	248	1	756	600	152	4	756	170	
2	1	1	-	-	1	1	3	2	1	-	1	1	2	
54	8,095	7,803	-	292	150	5,379	33	5,021	4,807	2	212	152	3,136	
-	-	-	-	-	-	-	18	2,682	1,780	-	902	149	1,401	

DOWNGRADED TO:  
UNCLASSIFIED AFTER 1 YEAR

TABLE II - SOUTHEAST ASIA OPERATIONAL DATA BY MISSION,

MISSION, DESIGN, SERIES WITHIN BASES	30 SEPTEMBER 1968							31 DECEMBER 1968						
	AVER- AGE AIR- CRAFT ON HAND	FLYING HOURS				UTIL- IZA- TION RATE	SORTIES FLOWN	AVER- AGE AIR- CRAFT ON HAND	FLYING HOURS				UTIL- IZA- TION RATE	SORTIES FLOWN
		Total	Combat	Combat Support	Other				Total	Combat	Combat Support	Other		
OPERATING BASES (CONTINUED)														
F-100C(LOO)	-	-	-	-	-	-	1	-	-	-	-	-	-	
F-100F(LOO)	1	-	-	-	-	-	-	-	-	-	-	-	-	
F-105F(PAF)	-	-	-	-	-	-	-	-	-	-	-	-	-	
RF-101C(LOO)	-	-	-	-	-	-	-	-	-	-	-	-	-	
F-102A(PAF)	6	1,248	1,189	-	139	208	788	5	1,147	1,054	-	93	229	
F-105D(LOO)	1	-	-	-	-	-	-	-	-	-	-	-	-	
F-105F(LOO)	-	-	-	-	-	-	-	1	-	-	-	-	-	
CH-3E (SAG)	2	-	-	-	-	-	-	1	200	197	-	3	200	
HH-3E (LOO)	1	-	-	-	-	-	-	-	-	-	-	-	182	
HH-3E (MTO)	11	1,693	1,476	-	217	154	969	10	1,383	1,148	-	243	138	
HH-43B (MTO)	2	252	184	-	18	101	488	2	199	180	-	19	100	
O-1E (PAF)	7	1,803	1,483	-	320	258	790	7	2,035	2,025	-	10	291	
O-1F (PAF)	1	547	337	-	210	547	88	-	44	43	-	1	23	
O-1G (LOO)	-	-	-	-	-	-	-	-	-	-	-	-	-	
O-1G (PAF)	5	1,182	940	-	242	236	467	6	1,624	1,612	-	12	271	
O-2A (PAF)	70	18,740	17,559	-	1,181	268	7,768	51	16,124	15,713	-	411	316	
O-2B (PAF)	-	3	3	-	-	-	5	-	-	-	-	-	-	
OV-10A (PAF)	-	-	-	-	-	-	-	-	-	-	-	-	-	
DA NANG TOTAL	171	34,797	31,634	42	3,121	203	17,562	141	31,397	29,887	-	1,510	223	
A-1E (LOO)	1	-	-	-	-	-	-	3	-	-	-	-	-	
A-1G (LOO)	2	-	-	-	-	-	-	-	-	-	-	-	-	
A-1H (LOO)	-	-	-	-	-	-	-	-	-	-	-	-	-	
A-1H (SYO)	-	-	-	-	-	-	-	-	-	-	-	-	-	
C-47A (PAF)	1	282	-	7	275	282	184	1	159	-	-	159	124	
HC-47A (PAF)	1	220	-	-	220	220	86	1	26	-	-	26	16	
C-47D (PAF)	1	153	-	8	145	153	83	1	99	-	6	93	64	
C-130E(PAF)	7	5,701	1,248	-	4,453	814	5,421	6	4,989	883	-	4,106	832	
F-102A(PAF)	4	866	487	-	459	217	423	4	771	327	-	444	193	
CH-3C (LOO)	1	-	-	-	-	-	-	-	-	-	-	-	-	
CH-3E (LOO)	1	-	-	-	-	-	-	1	-	-	-	-	-	
HH-3E (LOO)	1	-	-	-	-	-	-	2	-	-	-	-	-	
DON HUANG TOTAL	20	7,222	1,655	15	5,552	361	6,117	19	6,044	1,210	6	4,828	318	
C-47A (PAF)	-	-	-	-	-	-	-	-	-	-	-	-	-	
HC-47A (PAF)	-	-	-	-	-	-	-	-	-	-	-	-	-	
C-47D (PAF)	2	530	-	-	530	265	322	2	454	-	-	454	227	
C-121G(PAF)	-	-	-	-	-	-	-	-	-	-	-	-	-	
EC-121R(LOO)	-	-	-	-	-	-	-	-	-	-	-	-	-	
EC-121R(PAF)	25	9,464	8,889	374	201	379	1,012	24	9,453	8,904	306	243	394	
F-4E (LOO)	-	-	-	-	-	-	-	-	-	-	-	-	-	
F-4E (PAF)	-	-	-	-	-	-	-	9	2,339	1,229	-	1,110	260	
F-105D(LOO)	1	-	-	-	-	-	-	-	-	-	-	-	695	
F-105D(PAF)	34	6,907	6,673	-	234	203	2,944	28	5,482	5,042	-	440	196	
F-105F(LOO)	2	-	-	-	-	-	-	1	-	-	-	-	2,345	
F-105F(PAF)	19	3,414	2,996	154	264	180	1,412	17	2,971	2,689	-	282	175	
HH-43B (MTO)	2	214	-	-	214	127	425	2	193	-	-	193	97	
KORAT TOTAL	85	20,529	18,558	528	1,443	242	6,115	83	20,892	17,864	306	2,722	252	
A-1E (LOO)	1	-	-	-	-	-	-	4	26	25	-	1	7	
A-1E (PAF)	22	3,613	3,358	10	253	164	1,443	15	2,406	2,309	7	90	160	
A-1G (LOO)	-	-	-	-	-	-	-	1	-	-	-	-	-	
A-1G (PAF)	2	824	748	-	84	412	189	2	895	634	-	261	448	
A-1H (LOO)	-	-	-	-	-	-	-	4	3	3	-	1	1	

DOWNGRADED TO:  
UNCLASSIFIED AFTER 1 YEAR

## DESIGN, SERIES WITHIN BASES BY QUARTER - FY 1969

AVERAGE AIR-CRAFT ON HAND	31 MARCH 1969					30 JUNE 1969					UTILIZATION RATE	SORTIES FLOWN	MISSION, DESIGN, SERIES, WITHIN BASES					
	FLYING HOURS				UTILIZATION RATE	SORTIES FLOWN	FLYING HOURS							UTILIZATION RATE	SORTIES FLOWN			
	Total	Combat	Combat Support	Other			Total	Combat	Combat Support	Other								
-	-	-	-	-	-	-	-	-	-	-	-	-	-	-	-	-	-	F-100C (LOO)
-	-	-	-	-	-	-	-	-	-	-	-	-	-	-	-	-	-	F-100F (LOO)
-	-	-	-	-	-	-	-	-	-	-	-	-	-	-	-	-	-	F-100F (PAF)
-	-	-	-	-	-	-	-	-	-	-	-	-	-	-	-	-	-	RF-101C (LOO)
6	1,097	1,075	-	22	183	775	6	861	844	-	17	144	652	-	-	-	-	F-102A (PAF)
-	-	-	-	-	-	-	-	-	-	-	-	-	-	-	-	-	-	F-105D (LOO)
-	-	-	-	-	-	-	-	-	-	-	-	-	-	-	-	-	-	F-105F (LOO)
1	360	358	-	2	360	349	2	285	264	14	7	143	235	-	-	-	-	CH-3E (SAO)
-	-	-	-	-	-	-	-	-	-	-	-	-	-	-	-	-	-	HH-3E (LOO)
11	1,631	1,432	-	199	148	3,444	13	1,958	1,751	-	207	151	4,029	-	-	-	-	HH-3E (MTO)
2	180	166	-	14	98	1,464	2	227	213	3	11	114	1,264	-	-	-	-	HH-43B (MTO)
8	2,533	2,262	-	271	317	1,271	7	1,677	1,641	-	36	248	898	-	-	-	-	O-1E (PAF)
-	-	-	-	-	-	-	-	-	-	-	-	-	-	-	-	-	-	O-1F (PAF)
-	-	-	-	-	-	-	-	-	-	-	-	-	-	-	-	-	-	O-1G (LOO)
7	2,267	1,889	-	378	324	1,096	5	1,968	1,932	-	28	392	910	-	-	-	-	O-1G (PAF)
52	17,775	17,606	-	169	342	8,978	56	16,815	16,558	-	257	300	8,351	-	-	-	-	O-2A (PAF)
-	-	-	-	-	-	-	2	58	58	-	-	29	39	-	-	-	-	O-2B (PAF)
11	704	662	-	42	64	520	26	6,094	5,733	-	361	234	2,573	-	-	-	-	OV-10A (PAF)
162	37,642	36,098	-	1,544	232	24,542	188	41,451	38,920	174	2,357	220	24,895	-	-	-	-	DA NANG TOTAL
2	-	-	-	-	-	-	1	-	-	-	-	-	-	-	-	-	-	A-1E (LOO)
-	-	-	-	-	-	-	-	-	-	-	-	-	-	-	-	-	-	A-1G (LOO)
1	-	-	-	-	-	-	1	-	-	-	-	-	-	-	-	-	-	A-1H (LOO)
-	-	-	-	-	-	-	-	-	-	-	-	-	-	-	-	-	-	A-1H (SYO)
-	85	-	-	85	-	46	1	208	-	-	208	208	157	-	-	-	-	C-47A (PAF)
1	58	-	-	58	58	56	-	30	-	-	30	-	4	-	-	-	-	HC-47A (PAF)
1	156	-	7	149	156	98	1	178	-	-	178	178	116	-	-	-	-	C-47D (PAF)
7	5,157	987	-	4,170	737	4,345	7	4,887	736	-	4,071	687	4,216	-	-	-	-	C-130E (PAF)
4	761	476	-	285	190	366	4	634	420	-	214	159	345	-	-	-	-	F-102A (PAF)
1	-	-	-	-	-	-	-	-	-	-	-	-	-	-	-	-	-	CH-3C (LOO)
1	-	-	-	-	-	-	2	-	-	-	-	-	-	-	-	-	-	CH-3E (LOO)
1	-	-	-	-	-	-	-	-	-	-	-	-	-	-	-	-	-	HH-3E (LOO)
18	6,217	1,463	7	4,747	345	4,911	17	5,857	1,156	-	4,701	345	4,838	-	-	-	-	DON MUANG TOTAL
-	-	-	-	-	-	-	-	2	-	-	2	-	2	-	-	-	-	C-47A (PAF)
-	-	-	-	-	-	-	1	55	-	-	55	55	47	-	-	-	-	HC-47A (PAF)
2	447	-	-	447	224	385	1	285	-	-	285	285	289	-	-	-	-	C-47D (PAF)
-	-	-	-	-	-	-	1	88	56	6	26	88	72	-	-	-	-	C-121G (PAF)
-	-	-	-	-	-	-	-	-	-	-	-	-	-	-	-	-	-	EC-121R (LOO)
17	5,954	5,739	153	62	350	930	23	9,732	9,484	104	144	423	1,201	-	-	-	-	EC-121R (PAF)
13	2,713	2,549	-	164	209	1,055	37	8,012	6,837	2	1,173	217	3,625	-	-	-	-	F-4E (LOO)
1	-	-	-	-	-	-	-	-	-	-	-	-	-	-	-	-	-	F-4E (PAF)
15	2,862	2,521	-	341	191	1,214	14	2,393	2,303	-	90	171	1,111	-	-	-	-	F-105D (LOO)
9	1,420	1,241	-	179	158	601	11	1,571	1,508	-	63	143	736	-	-	-	-	F-105D (PAF)
2	265	-	-	205	103	983	2	220	-	-	220	110	1,083	-	-	-	-	F-105F (PAF)
59	13,601	12,050	153	1,398	231	5,168	90	22,358	20,188	112	2,058	248	8,086	-	-	-	-	HH-43B (MTO)
-	-	-	-	-	-	-	-	-	-	-	-	-	-	-	-	-	-	KORAT TOTAL
22	4,474	4,318	9	147	203	1,725	20	3,824	3,680	5	139	191	1,574	-	-	-	-	A-1E (LOO)
-	-	-	-	-	-	-	-	-	-	-	-	-	-	-	-	-	-	A-1E (PAF)
3	4,429	410	-	4,019	1,776	2,136	3	643	567	4	72	214	221	-	-	-	-	A-1G (LOO)
-	-	-	-	-	-	-	-	-	-	-	-	-	-	-	-	-	-	A-1G (PAF)
-	-	-	-	-	-	-	-	-	-	-	-	-	-	-	-	-	-	A-1H (LOO)

 DOWNGRADED TO:  
 UNCLASSIFIED AFTER 1 YEAR

TABLE II -- SOUTHEAST ASIA OPERATIONAL DATA BY MISSION,

MISSION, DESIGN, SERIES WITHIN BASES	AVER- AGE AIR- CRAFT ON HAND	30 SEPTEMBER 1966						31 DECEMBER 1966						
		FLYING HOURS				UTIL- IZA- TION RATE	SORTIES FLOWN	FLYING HOURS				UTIL- IZA- TION RATE	SORTIES FLOWN	
		Total	Combat	Combat Support	Other			Total	Combat	Combat Support	Other			
OPERATING BASES (CONTINUED)														
A-1H (PAF)	10	2,152	1,978	1	181	215	568	12	2,374	2,108	-	266	198	1,032
A-1J (LOO)	-	-	-	-	-	-	-	-	-	-	-	-	-	-
A-1J (PAF)	3	372	283	-	89	124	96	5	1,378	1,214	-	164	276	359
A-26A (LOO)	-	-	-	-	-	-	-	1	-	-	-	-	-	-
A-26A (PAF)	13	1,937	1,783	1	153	149	775	13	3,232	2,326	-	906	249	875
C-47D (PAF)	2	564	-	28	544	282	227	2	650	-	9	641	325	324
EC-47N (PAF)	-	-	-	-	-	-	-	-	-	-	-	-	-	-
EC-47P (PAF)	-	-	-	-	-	-	-	-	-	-	-	-	-	-
C-123B(LOO)	-	-	-	-	-	-	-	-	-	-	-	-	-	-
C-123B(PAF)	2	127	100	19	8	64	26	1	298	111	108	79	298	36
UC-123B(LOO)	-	-	-	-	-	-	-	-	12	12	-	-	-	2
UC-123B(PAF)	5	910	689	68	153	182	188	3	1,145	888	222	115	382	195
C-123K(PAF)	-	-	-	-	-	-	-	3	594	459	98	37	198	168
UC-123K(PAF)	-	-	-	-	-	-	-	1	265	98	15	152	265	48
AC-135A(LOO)	-	-	-	-	-	-	-	-	-	-	-	-	-	-
AC-135A(PAF)	-	-	-	-	-	-	-	-	-	-	-	-	-	-
RF-4C (LOO)	-	-	-	-	-	-	-	-	-	-	-	-	-	-
F-4D (LOO)	-	-	-	-	-	-	-	-	-	-	-	-	-	-
F-4D (PAF)	-	-	-	-	-	-	-	-	-	-	-	-	-	-
CH-3C (PAF)	1	90	-	69	21	90	44	2	259	26	126	107	130	308
CH-3E (LOO)	-	-	-	-	-	-	-	-	-	-	-	-	-	-
CH-3E (PAF)	7	1,096	216	454	426	157	618	5	1,167	253	425	489	233	1,412
HH-3E (MTO)	7	1,220	524	254	442	174	738	7	1,076	759	152	165	154	1,448
O-1F (PAF)	2	-	-	-	-	-	-	-	-	-	-	-	-	-
O-2A (PAF)	20	6,467	5,890	249	1,128	323	2,039	25	7,456	6,521	504	431	298	1,909
T-28D (PAF)	1	-	-	-	-	-	-	1	32	-	32	-	32	25
U-100 (PAF)	11	2,161	373	-	1,788	196	706	11	2,307	708	102	1,497	210	1,716
QU-22A (PAF)	-	-	-	-	-	-	-	1	54	11	9	34	54	38
OV-10A (PAF)	-	-	-	-	-	-	-	1	626	626	-	-	626	146
NAKHON PHANOM TOTAL	109	21,533	15,118	1,145	5,270	198	7,637	120	26,255	19,011	1,009	5,435	219	11,602
C-47A (PAF)	2	1,018	1,011	-	7	509	342	1	177	176	-	1	177	151
HC-47A (PAF)	1	394	325	65	4	394	198	2	180	169	10	1	90	198
C-47D (PAF)	2	541	521	-	20	271	219	1	231	230	-	1	231	264
AC-47D (LOO)	-	-	-	-	-	-	-	-	-	-	-	-	-	-
AC-47D (PAF)	13	3,608	3,501	2	105	278	1,135	14	2,748	2,425	15	308	196	962
EC-47N (PAF)	6	3,276	2,976	-	300	546	512	6	3,263	2,943	-	320	544	682
EC-47P (LOO)	-	-	-	-	-	-	-	-	-	-	-	-	-	-
EC-47P (PAF)	6	3,290	2,979	-	311	548	512	8	3,047	2,930	15	102	381	768
AC-119G(PAF)	-	-	-	-	-	-	-	-	-	-	-	-	-	-
C-130E(PAF)	2	851	757	14	80	426	418	3	1,032	609	-	423	344	562
UH-1F (LOO)	-	-	-	-	-	-	-	-	-	-	-	-	-	-
UH-1F (PAF)	16	2,453	2,350	3	100	153	5,629	15	3,177	2,830	-	347	212	6,787
UH-1P (PAF)	-	-	-	-	-	-	-	-	-	-	-	-	-	-
CH-3C (PAF)	-	-	-	-	-	-	-	-	-	-	-	-	-	-
HH-43B (MTO)	1	80	78	-	2	80	230	2	143	135	-	8	72	353
HH-43F (MTO)	1	103	95	-	8	103	234	-	12	11	-	1	-	16
O-1E (PAF)	-	2	1	-	1	-	2	-	-	-	-	-	-	-
O-1F (LOO)	1	-	-	-	-	-	-	1	-	-	-	-	-	-
O-1F (PAF)	17	4,822	4,822	-	-	284	2,659	20	6,023	6,008	-	15	301	3,228
O-1G (LOO)	-	-	-	-	-	-	-	-	-	-	-	-	-	-
O-1G (PAF)	17	6,947	6,947	-	-	409	3,559	14	5,627	5,619	-	8	402	2,786
O-2A (PAF)	12	4,606	4,606	-	-	384	2,096	12	4,403	4,394	7	2	367	2,251
O-2B (PAF)	24	5,963	5,485	-	478	248	2,654	21	4,614	4,332	279	3	220	2,508
U-100B (PAF)	13	2,702	2,326	-	376	208	2,100	13	3,529	3,011	-	518	271	2,363
U-100 (PAF)	5	1,247	1,033	-	214	249	827	5	1,833	1,315	-	518	367	990
OV-10A (PAF)	-	-	-	-	-	-	-	-	-	-	-	-	-	-

DOWNGRADED TO:  
UNCLASSIFIED AFTER 1 YEAR

DESIGN, SERIES WITHIN BASES BY QUARTER - FY 1969

AVERAGE AIR-CRAFT ON HAND	31 MARCH 1969					UTILIZATION RATE	SORTIES FLOWN	AVERAGE AIR-CRAFT ON HAND	30 JUNE 1969				UTILIZATION RATE	SORTIES FLOWN	MISSION, DESIGN, SERIES, WITHIN BASES
	FLYING HOURS				FLYING HOURS				FLYING HOURS	FLYING HOURS	FLYING HOURS				
	Total	Combat	Combat Support	Other											
19	4,687	4,684	9	74	247	1,564	20	4,389	4,159	16	134	215	1,511	A-1H (PAF)	
4	1,059	1,054	-	5	265	386	5	1,024	936	1	87	285	284	A-1J (LOO)	
16	3,196	3,046	-	150	200	1,161	15	2,409	2,399	-	100	161	948	A-26A (PAF)	
2	551	-	-	551	276	446	3	621	78	-	543	287	524	C-47D (PAF)	
-	-	-	-	-	-	-	1	-	-	-	-	-	-	EC-47N (PAF)	
-	-	-	-	-	-	-	1	-	-	-	-	-	-	EC-47P (PAF)	
-	-	-	-	-	-	-	-	-	-	-	-	-	-	C-123B(LOO)	
-	-	-	-	-	-	-	-	-	-	-	-	-	-	C-123B(PAF)	
1	250	214	19	17	250	72	-	-	-	-	-	-	-	UC-123B(LOO)	
4	1,220	1,206	4	10	305	281	5	1,139	1,083	8	48	228	343	C-123K(PAF)	
4	1,051	915	10	126	263	257	7	1,477	1,291	14	172	211	504	UC-123K(PAF)	
-	-	-	-	-	-	-	-	-	-	-	-	-	-	AC-130A(LOO)	
-	-	-	-	-	-	-	-	-	-	-	-	-	-	AC-130A(PAF)	
-	-	-	-	-	-	-	-	-	-	-	-	-	-	RF-4C (LOO)	
-	-	-	-	-	-	-	-	-	-	-	-	-	-	F-4D (LOO)	
-	-	-	-	-	-	-	-	-	-	-	-	-	-	F-4D (PAF)	
1	200	31	111	66	200	347	1	134	66	40	28	134	263	CH-3C (PAF)	
7	1,129	585	364	180	161	1,788	5	944	469	349	126	189	1,000	CH-3E (PAF)	
7	1,074	740	104	230	153	1,570	4	650	349	142	159	163	1,096	HH-3E (MTO)	
-	-	-	-	-	-	-	-	-	-	-	-	-	-	O-1F (PAF)	
35	10,000	9,672	187	141	286	2,897	29	7,746	7,534	99	113	267	2,258	O-2A (PAF)	
-	-	-	-	-	-	-	-	-	-	-	-	-	-	T-28D (PAF)	
12	2,484	1,046	179	1,259	207	2,326	13	2,325	1,067	97	1,161	179	2,351	U-10D (PAF)	
5	761	512	210	31	152	411	5	1,011	902	20	89	202	374	QU-22A (PAF)	
2	882	879	3	-	441	247	19	2,167	1,778	24	365	114	537	OV-10A (PAF)	
144	37,455	29,232	1,217	7,006	260	17,444	156	30,423	26,268	819	3,336	195	14,588	NAKHON PHANOM TOTAL	
1	181	180	-	1	181	150	1	207	206	-	1	207	142	C-47A (PAF)	
1	192	186	-	6	192	348	1	238	227	-	11	238	304	HC-47A (PAF)	
1	245	243	-	2	245	203	1	262	260	-	2	262	230	C-47D (PAF)	
-	-	-	-	-	-	-	-	-	-	-	-	-	-	AC-47D (LOO)	
7	790	769	-	21	113	423	7	896	763	4	129	128	637	AC-47D (PAF)	
6	2,607	2,581	-	26	435	532	6	2,350	2,332	-	18	392	575	EC-47N (PAF)	
-	-	-	-	-	-	-	-	-	-	-	-	-	-	EC-47P (LOO)	
9	3,864	3,837	-	27	429	990	7	3,147	3,111	-	36	450	667	EC-47P (PAF)	
9	3,464	1,560	-	1,904	385	629	7	1,622	1,570	-	52	232	602	AC-119G(PAF)	
4	1,691	1,324	-	367	423	973	4	984	954	-	30	246	947	C-130E(PAF)	
1	-	-	-	-	-	-	-	-	-	-	-	-	-	UH-1F (LOO)	
14	2,888	2,828	-	60	206	7,736	13	2,992	2,900	2	90	230	7,128	UH-1F (PAF)	
-	-	-	-	-	-	-	1	-	-	-	-	-	-	UH-1P (PAF)	
1	84	78	-	6	84	274	-	-	-	-	-	-	-	CH-3C (PAF)	
-	-	-	-	-	-	-	-	-	-	-	-	-	-	HH-43B (MTO)	
-	-	-	-	-	-	-	1	181	180	-	1	181	109	HH-43F (MTO)	
1	-	-	-	-	-	-	1	-	-	-	-	-	-	O-1E (PAF)	
19	6,495	6,470	-	25	342	3,693	18	5,901	5,836	-	65	328	3,591	O-1F (PAF)	
-	-	-	-	-	-	-	-	-	-	-	-	-	-	O-1G (LOO)	
17	6,424	6,400	-	24	378	3,567	18	6,587	6,529	-	58	366	3,609	O-1G (PAF)	
11	4,323	4,057	-	266	393	2,733	16	4,634	4,555	-	79	290	3,677	O-2A (PAF)	
23	5,719	5,323	4	392	249	3,530	19	4,813	4,802	-	11	253	3,136	O-2B (PAF)	
14	3,252	3,138	-	114	232	2,306	9	2,053	2,047	-	6	228	1,519	U-10B (PAF)	
6	1,145	1,046	-	99	191	993	5	1,236	1,162	-	74	247	872	U-10D (PAF)	
1	144	143	-	1	144	36	-	-	-	-	-	-	-	OV-10A (PAF)	

DOWNGRADED TO:  
UNCLASSIFIED AFTER 1 YEAR

TABLE II - SOUTHEAST ASIA OPERATIONAL DATA BY MISSION,

MISSION, DESIGN, SERIES WITHIN BASES	30 SEPTEMBER 1968							31 DECEMBER 1968						
	AVERAGE AIR-CRAFT ON HAND	FLYING HOURS				UTILIZATION RATE	SORTIES FLOWN	AVERAGE AIR-CRAFT ON HAND	FLYING HOURS				UTILIZATION RATE	SORTIES FLOWN
		Total	Combat	Combat Support	Other				Total	Combat	Combat Support	Other		
OPERATING BASES (CONTINUED)														
NHA TRANG TOTAL	139	41,983	39,813	84	2,086	381	23,326	138	40,039	37,137	326	2,576	298	24,869
B-57B (LOO)	-	-	-	-	-	-	-	-	-	-	-	-	-	-
B-57B (PAF)	24	5,374	5,264	3	127	224	2,346	15	3,526	3,339	-	187	235	1,400
B-57C (PAF)	-	11	9	-	-	-	-	1	296	178	-	118	296	76
B-57E (PAF)	-	-	-	-	-	-	-	1	178	175	-	3	178	152
C-47A (PAF)	1	211	157	-	54	211	173	1	188	137	-	51	188	175
C-47D (PAF)	1	194	173	-	21	194	187	1	235	184	-	51	235	128
AC-47C (PAF)	2	722	722	-	-	361	191	2	453	453	-	-	227	79
AC-119G (PAF)	-	-	-	-	-	-	-	-	-	-	-	-	-	-
C-123B(LJO)	-	-	-	-	-	-	-	-	-	-	-	-	-	-
C-123B(PAF)	7	2,337	2,325	-	12	334	3,054	6	1,852	1,650	-	202	309	2,170
UC-123B(LOO)	-	-	-	-	-	-	-	-	-	-	-	-	-	-
UC-123B(PAF)	-	6	6	-	-	-	-	-	33	33	-	-	-	42
C-123K(LOO)	-	-	-	-	-	-	-	-	19	19	-	-	-	20
C-123K(PAF)	35	11,174	11,054	-	122	319	14,971	33	11,911	11,506	-	405	361	15,710
NC-123K(PAF)	-	-	-	-	-	-	-	1	180	180	-	-	180	36
NC-123K(TAO)	-	-	-	-	-	-	-	-	19	19	-	-	-	4
UC-123K(LOO)	-	-	-	-	-	-	-	-	-	-	-	-	-	-
UC-123K(PAF)	-	-	-	-	-	-	-	1	374	187	-	187	374	179
F-103C(PAF)	20	2,786	2,663	-	123	139	1,836	17	2,296	2,230	-	66	135	1,571
F-103D(LOO)	-	-	-	-	-	-	-	-	-	-	-	-	-	-
F-103D(PAF)	47	7,489	7,172	1	316	159	5,000	50	7,691	7,098	-	593	154	5,000
F-103D(TAO)	-	-	-	-	-	-	-	-	-	-	-	-	-	-
F-103F(PAF)	2	297	270	1	26	149	282	2	275	269	2	4	138	187
F-103F(TAO)	-	-	-	-	-	-	-	-	-	-	-	-	-	-
HH-43B (MTO)	2	210	205	-	5	125	556	2	161	155	-	6	81	680
O-1E (PAF)	3	1,024	1,022	-	2	335	879	4	1,066	1,060	-	6	267	2,876
O-1F (PAF)	4	1,554	1,552	-	2	389	983	3	887	878	-	9	296	2,121
O-2A (PAF)	10	3,313	3,312	-	1	331	1,634	9	1,801	1,461	1	339	200	3,100
OV-10A (PAF)	-	-	-	-	-	-	-	4	957	787	-	170	239	1,566
PHAN RANG TOTAL	158	36,682	35,886	5	791	232	31,944	153	34,398	31,998	3	2,397	225	37,352
C-7A (LOO)	-	-	-	-	-	-	-	-	-	-	-	-	-	-
C-7A (PAF)	28	11,074	10,821	-	249	395	14,056	28	10,819	9,495	-	1,324	386	13,089
C-47D (PAF)	1	250	192	-	58	250	218	1	194	156	-	38	194	129
AC-47D (PAF)	2	628	624	-	4	314	192	3	815	636	-	179	272	240
RF-4C (LOO)	-	-	-	-	-	-	-	-	-	-	-	-	-	-
F-4D (LOO)	-	-	-	-	-	-	-	-	-	-	-	-	-	-
F-4D (PAF)	-	-	-	-	-	-	-	-	-	-	-	-	-	-
F-103C(LOO)	-	-	-	-	-	-	-	1	-	-	-	-	-	-
F-103C(PAF)	20	3,599	3,203	-	396	180	2,136	16	2,502	2,455	-	47	156	1,573
F-103D(LOO)	1	-	-	-	-	-	-	1	-	-	-	-	-	-
F-103D(PAF)	38	5,865	5,674	-	191	154	3,921	36	6,062	5,501	3	558	168	3,655
F-103D(TAO)	1	129	123	-	6	129	84	-	-	-	-	-	-	-
F-103F(LOO)	-	-	-	-	-	-	-	-	-	-	-	-	-	-
F-103F(PAF)	15	2,406	2,275	-	131	160	826	16	3,352	2,710	4	638	210	1,118
F-103F(TAO)	-	41	41	-	-	-	5	-	-	-	-	-	-	-
RF-101C(LOO)	-	-	-	-	-	-	-	-	-	-	-	-	-	-
RF-101C(PAF)	-	-	-	-	-	-	-	-	-	-	-	-	-	-
HH-43B (MTO)	2	273	272	-	1	137	696	1	149	143	-	6	149	459
HH-43F (MTO)	-	-	-	-	-	-	-	1	129	126	-	3	129	393
PHU CAT TOTAL	108	24,261	23,225	-	1,036	225	22,134	104	24,022	21,222	7	2,793	231	20,656
A-16 (LOO)	-	-	-	-	-	-	-	-	-	-	-	-	-	-
A-1G (PAF)	3	605	416	6	103	202	260	2	676	503	173	-	338	279
A-1H (LOO)	-	-	-	-	-	-	-	-	-	-	-	-	-	-

DOWNGRADED TO:  
UNCLASSIFIED AFTER 1 YEAR

DESIGN, SERIES WITHIN BASES BY QUARTER - FY 1969

AVERAGE AIR-CRAFT ON HAND	31 MARCH 1969						30 JUNE 1969						MISSION, DESIGN, SERIES, WITHIN BASES	
	FLYING HOURS				UTILIZATION RATE	SORTIES FLOWN	FLYING HOURS				UTILIZATION RATE	SORTIES FLOWN		
	Total	Combat	Combat Support	Other			Total	Combat	Combat Support	Other				
146	42,588	48,163	4	3,341	298	29,124	135	38,189	37,434	6	663	282	NHA TRANG	TOTAL
-	-	-	-	-	-	-	-	-	-	-	-	-	-	-
8	2,141	2,835	-	186	268	791	5	1,282	1,227	-	55	256	486	B-57B (LOO)
1	315	248	-	67	315	62	1	153	145	-	8	153	68	B-57B (PAF)
3	1,824	958	-	74	341	393	3	881	745	-	56	267	295	B-57C (PAF)
1	224	117	-	187	224	89	1	191	113	-	78	191	112	C-47A (PAF)
1	149	136	-	13	149	282	1	168	147	-	13	168	178	C-47D (PAF)
1	192	191	-	1	192	55	-	-	-	-	-	-	-	AC-47D (PAF)
2	431	431	-	-	216	48	6	363	363	-	-	61	83	AC-119G (PAF)
-	-	-	-	-	-	-	-	-	-	-	-	-	-	C-123B (LOO)
2	672	671	-	1	336	763	-	1	-	-	1	-	1	C-123B (PAF)
-	-	-	-	-	-	-	-	-	-	-	-	-	-	UC-123B (LOO)
1	438	359	-	79	438	437	-	3	-	-	3	-	2	UC-123B (PAF)
-	-	-	-	-	-	-	-	-	-	-	-	-	-	C-123K (LOO)
31	18,598	18,447	-	151	342	14,282	35	11,984	11,829	-	75	348	15,955	C-123K (PAF)
-	5	5	-	-	-	4	-	-	-	-	-	-	-	NC-123K (PAF)
-	-	-	-	-	-	-	-	-	-	-	-	-	-	NC-123K (TAO)
2	734	732	-	2	367	878	5	1,937	1,765	-	172	387	2,372	UC-123K (PAF)
14	2,114	1,789	-	485	151	1,215	2	113	188	-	5	57	77	F-100C (PAF)
-	-	-	-	-	-	-	-	-	-	-	-	-	-	F-100D (LOO)
45	7,437	7,869	-	368	165	4,758	65	9,237	9,896	-	141	142	6,132	F-100D (PAF)
-	-	-	-	-	-	-	-	-	-	-	-	-	-	F-100D (TAO)
2	473	359	-	114	237	239	4	689	569	-	128	172	482	F-100F (PAF)
-	-	-	-	-	-	-	-	-	-	-	-	-	-	F-100F (TAO)
2	136	128	-	8	68	859	2	187	177	-	18	94	1,821	HH-43B (MTO)
4	698	499	-	191	173	2,858	3	741	739	-	2	247	1,582	O-1E (PAF)
3	625	436	-	189	288	1,981	3	758	755	-	3	253	1,497	O-1F (PAF)
8	1,845	938	-	187	131	2,791	9	1,912	1,458	-	462	212	4,861	O-2A (PAF)
3	657	648	-	9	219	2,248	4	718	714	-	4	188	2,487	OV-10A (PAF)
134	38,188	28,188	-	1,992	225	34,841	149	31,158	29,942	-	1,288	289	37,523	PHAN RANG
-	-	-	-	-	-	-	-	-	-	-	-	-	-	C-7A (LOO)
27	11,228	9,781	-	1,447	416	14,398	28	9,787	9,125	6	656	358	13,246	C-7A (PAF)
1	253	183	-	78	253	289	1	238	159	-	71	238	145	C-47D (PAF)
4	1,268	1,288	-	-	388	373	2	727	727	-	-	364	233	AC-47D (PAF)
-	-	-	-	-	-	-	-	-	-	-	-	-	-	RF-4C (LOO)
-	-	-	-	-	-	-	-	-	-	-	-	-	-	F-4D (LOO)
-	-	-	-	-	-	-	16	2,232	1,959	-	273	148	1,414	F-4D (PAF)
16	2,848	2,395	-	453	178	1,553	8	815	792	-	23	182	525	F-100C (LOO)
-	7	1	-	6	-	5	-	-	-	-	-	-	-	F-100C (PAF)
34	6,874	5,888	-	274	179	3,798	14	2,395	2,237	-	158	171	1,488	F-100D (LOO)
-	-	-	-	-	-	-	-	-	-	-	-	-	-	F-100D (PAF)
-	-	-	-	-	-	-	-	-	-	-	-	-	-	F-100D (TAO)
18	3,547	3,484	-	63	197	1,388	8	1,697	1,642	-	55	212	538	F-100F (LOO)
-	-	-	-	-	-	-	-	-	-	-	-	-	-	F-100F (PAF)
-	-	-	-	-	-	-	-	-	-	-	-	-	-	F-100F (TAO)
-	-	-	-	-	-	-	1	-	-	-	-	-	-	RF-101C (LOO)
1	134	138	-	4	134	573	1	148	143	-	5	148	581	RF-101C (PAF)
1	116	188	-	8	116	723	1	157	158	-	7	157	522	HH-43B (MTO)
-	-	-	-	-	-	-	-	-	-	-	-	-	-	HH-43F (MTO)
182	25,487	23,882	-	2,325	249	23,884	88	18,188	16,934	6	1,248	227	18,684	PHU CAT
-	-	-	-	-	-	-	-	-	-	-	-	-	-	TOTAL
3	554	489	-	65	185	338	-	-	-	-	188	198	-	A-1G (LOO)
2	-	-	-	-	-	-	4	759	571	-	-	-	383	A-1G (PAF)
-	-	-	-	-	-	-	1	-	-	-	-	-	-	A-1H (LOO)

DOWNGRADED TO:  
UNCLASSIFIED AFTER 1 YEAR

TABLE II - SOUTHEAST ASIA OPERATIONAL DATA BY MISSION,

MISSION, DESIGN, SERIES WITHIN BASES	30 SEPTEMBER 1968							31 DECEMBER 1968						
	AVER- AGE AIR- CRAFT ON HAND	FLYING HOURS				UTIL- IZA- TION RATE	SORTIES FLOWN	AVER- AGE AIR- CRAFT ON HAND	FLYING HOURS				UTIL- IZA- TION RATE	SORTIES FLOWN
		Total	Combat	Combat Support	Other				Total	Combat	Combat Support	Other		
OPERATING BAGER (CONTINUED)														
A-1H (PAF)	14	2,894	1,998	-	184	158	936	12	1,673	1,667	6	-	139	1,288
A-1J (LOO)	-	-	-	-	-	-	-	-	-	-	-	-	-	-
A-1J (PAF)	3	597	499	-	98	199	221	2	528	528	-	-	264	213
C-47A (PAF)	1	178	178	-	-	178	83	-	117	117	-	-	-	88
HC-47A (PAF)	-	-	-	-	-	-	-	-	-	-	-	-	-	-
C-47C (PAF)	5	1,841	1,736	3	122	368	599	3	1,878	921	93	56	357	536
AC-47D (PAF)	2	428	428	-	-	214	149	1	624	623	-	1	624	178
EC-47N (PAF)	5	2,398	2,892	4	294	478	485	4	2,758	2,348	8	482	698	432
EC-47P (LOO)	-	-	-	-	-	-	-	-	-	-	-	-	-	-
EC-47P (PAF)	9	3,828	3,584	7	317	425	886	5	2,728	2,541	2	185	546	606
EC-47Q (PAF)	-	97	97	-	-	-	26	2	858	543	-	315	429	289
F-4C (PAF)	-	-	-	-	-	-	-	-	-	-	-	-	-	-
F-105D (PAF)	-	-	-	-	-	-	-	-	-	-	-	-	-	-
HH-43B (MTO)	-	-	-	-	-	-	-	-	-	-	-	-	-	-
HH-43F (MTO)	2	164	162	-	4	82	351	1	154	144	-	18	154	683
O-2B (PAF)	-	-	-	-	-	-	-	-	-	-	-	-	-	-
PLEIKU TOTAL	44	12,214	11,892	28	1,122	278	3,836	32	11,186	9,935	282	969	358	4,496
C-123B (PAF)	-	-	-	-	-	-	-	-	-	-	-	-	-	-
SAIGON TOTAL	-	-	-	-	-	-	-	-	-	-	-	-	-	-
EB-66B (LOC)	1	-	-	-	-	-	-	1	-	-	-	-	-	-
EB-66B (PAF)	18	1,757	1,689	14	54	176	682	18	2,452	2,364	5	83	245	745
EB-66C (PAF)	9	1,597	1,363	16	218	177	399	6	1,789	1,433	6	278	285	418
EB-66E (LOO)	-	-	-	-	-	-	-	-	-	-	-	-	-	-
EB-66E (PAF)	16	3,919	3,833	15	71	245	1,192	14	3,335	3,282	12	121	238	965
C-47A (PAF)	-	-	-	-	-	-	-	-	113	-	-	113	-	94
C-47D (PAF)	2	938	-	18	928	469	447	2	583	-	-	583	292	396
EC-121D (ADO)	-	6	3	-	3	-	1	-	-	-	-	-	-	-
F-105D (LOO)	1	1	-	-	1	1	1	1	-	-	-	-	-	-
F-105D (PAF)	38	9,937	9,348	115	474	262	3,886	42	9,955	9,291	135	529	237	3,778
F-105D (TAO)	-	-	-	-	-	-	-	-	-	-	-	-	-	-
F-105F (LOO)	-	-	-	-	-	-	-	-	-	-	-	-	-	-
F-105F (PAF)	14	2,937	2,713	41	183	218	1,189	14	2,862	2,592	61	289	284	1,882
F-111A (TAO)	5	734	-	-	734	147	382	2	378	-	-	378	185	97
HH-43B (MTO)	2	289	-	-	289	145	463	2	219	-	1	218	118	879
TAKHLI TOTAL	98	22,115	18,949	219	2,947	226	8,322	94	21,598	18,882	228	2,496	238	8,446
RB-57E (PAF)	4	765	782	-	63	191	317	2	331	296	-	35	166	228
C-7A (LOO)	-	-	-	-	-	-	-	-	-	-	-	-	-	-
C-47D (PAF)	3	336	336	-	-	112	171	3	238	238	-	-	79	78
VC-47D (LOO)	-	-	-	-	-	-	-	-	-	-	-	-	-	-
VC-47D (PAF)	1	373	369	3	1	373	123	1	253	251	-	2	253	149
EC-47N (LOO)	-	-	-	-	-	-	-	-	-	-	-	-	-	-
EC-47N (PAF)	9	4,221	3,892	-	329	469	668	9	4,538	4,871	-	467	584	662
EC-47P (LOO)	-	-	-	-	-	-	-	-	-	-	-	-	-	-
EC-47P (PAF)	6	2,962	2,678	-	292	494	428	6	2,675	2,377	-	298	446	429
EC-47Q (PAF)	-	16	15	-	1	-	7	-	-	-	-	-	-	-
C-54E (PAF)	1	383	383	-	-	383	182	1	463	463	-	-	463	68
VC-118A (LOO)	-	-	-	-	-	-	-	-	-	-	-	-	-	-
VC-118A (PAF)	1	191	191	-	-	191	82	-	49	49	-	-	-	16
AC-119G (PAF)	-	-	-	-	-	-	-	-	-	-	-	-	-	-
C-123B (PAF)	-	2	2	-	-	-	4	-	-	-	-	-	-	-
UC-123B (PAF)	1	295	292	3	-	295	288	1	222	214	-	8	222	115

DOWNGRADED TO:  
UNCLASSIFIED AFTER 1 YEAR



DESIGN, SERIES WITHIN BASES BY QUARTER - FY 1969

AVERAGE AIR-CRAFT ON HAND	31 MARCH 1969					30 JUNE 1969					MISSION, DESIGN, SERIES, WITHIN BASES			
	FLYING HOURS				UTILIZATION RATE	SORTIES FLOWN	AVERAGE AIR-CRAFT ON HAND	FLYING HOURS				UTILIZATION RATE	SORTIES FLOWN	
	Total	Combat	Combat Support	Other				Total	Combat	Combat Support				Other
13	2,209	2,181	-	28	170	1,117	14	2,095	1,958	-	137	150	1,025	A-1H (PAF)
-	-	-	-	-	-	-	-	-	-	-	-	-	-	A-1J (LOO)
4	729	657	3	69	182	328	4	730	667	-	63	183	355	A-1J (PAF)
1	64	64	-	-	64	60	1	209	209	-	-	209	102	C-47A (PAF)
-	-	-	-	-	-	-	-	-	-	-	-	-	-	HC-47A (PAF)
3	476	474	-	2	159	365	2	664	662	-	2	332	465	C-47D (PAF)
3	1,479	1,477	2	-	493	436	3	911	909	-	2	304	297	AC-47D (PAF)
5	2,568	2,544	-	24	514	512	4	1,557	1,513	-	44	309	509	EC-47N (PAF)
-	-	-	-	-	-	-	-	-	-	-	-	-	-	EC-47P (LOO)
4	2,333	1,701	-	632	583	383	4	1,806	1,656	3	147	452	516	EC-47P (PAF)
6	2,390	2,355	7	28	398	722	7	2,719	2,534	-	185	308	654	EC-47Q (PAF)
-	-	-	-	-	-	-	-	93	-	-	93	-	50	F-4C (PAF)
-	-	-	-	-	-	-	-	-	-	-	-	-	-	F-100D (PAF)
1	56	55	-	1	56	238	1	72	72	-	-	72	362	HH-43B (MTO)
1	140	135	-	5	140	495	1	132	128	-	4	132	665	HH-43F (MTO)
-	-	-	-	-	-	-	1	322	321	-	1	322	195	O-2B (PAF)
46	12,998	12,132	12	854	283	4,992	47	12,069	11,200	3	866	257	5,578	PLEIKU TOTAL
-	-	-	-	-	-	-	-	-	-	-	-	-	-	C-123B (PAF)
-	-	-	-	-	-	-	-	-	-	-	-	-	-	SAIGON TOTAL
-	-	-	-	-	-	-	-	-	-	-	-	-	-	EB-66B (LOO)
11	2,495	2,429	9	57	227	767	10	1,176	776	18	382	118	279	EB-66B (PAF)
6	1,351	1,253	2	96	225	366	5	1,300	874	7	419	260	259	EB-66C (PAF)
-	-	-	-	-	-	-	-	-	-	-	-	-	-	EB-66E (LOO)
13	2,990	2,797	20	173	230	980	15	2,790	2,175	28	587	186	759	EB-66E (PAF)
2	504	-	-	564	252	458	2	510	-	-	510	255	495	C-47A (PAF)
1	-	-	-	-	-	-	3	26	26	-	-	9	10	F-105D (LOO)
45	9,589	9,165	53	371	213	3,795	38	7,290	6,961	115	214	192	3,279	F-105D (PAF)
-	-	-	-	-	-	-	1	-	-	-	-	-	-	F-105D (TAO)
1	-	-	-	-	-	-	1	-	-	-	-	-	-	F-105F (LOO)
19	3,847	3,616	28	203	202	1,450	14	2,596	2,456	52	88	185	1,070	F-105F (PAF)
-	-	-	-	-	-	-	-	-	-	-	-	-	-	F-111A (TAO)
2	183	-	-	183	92	949	2	201	-	-	201	141	1,202	HH-43B (MTO)
100	20,959	19,260	112	1,587	210	8,605	90	15,969	13,268	220	2,481	177	7,353	TAKHLI TOTAL
2	682	500	-	102	341	271	3	964	932	-	32	321	416	RB-57E (PAF)
-	-	-	-	-	-	-	1	-	-	-	-	-	-	C-7A (LOO)
3	158	158	-	-	53	75	3	207	207	-	-	69	151	C-47D (PAF)
-	-	-	-	-	-	-	-	-	-	-	-	-	-	VC-47D (LOO)
1	238	238	-	-	238	215	1	211	209	-	2	211	157	VC-47D (PAF)
-	-	-	-	-	-	-	-	8	8	-	-	-	2	EC-47N (LOO)
10	4,289	4,241	-	48	429	788	9	3,412	3,331	2	79	379	797	EC-47N (PAF)
-	-	-	-	-	-	-	-	-	-	-	-	-	-	EC-47P (LOO)
6	2,757	2,626	-	131	460	446	7	2,956	2,906	-	50	422	540	EC-47P (PAF)
-	-	-	-	-	-	-	-	-	-	-	-	-	-	EC-47Q (PAF)
1	228	221	-	7	208	69	1	205	205	-	-	205	109	C-54E (PAF)
-	-	-	-	-	-	-	-	-	-	-	-	-	-	VC-118A (LOO)
1	181	181	-	-	181	88	1	113	111	-	2	113	33	VC-118A (PAF)
2	300	300	-	-	150	69	5	1,305	1,304	-	1	261	299	AC-119G (PAF)
-	-	-	-	-	-	-	-	109	109	-	-	-	59	C-123B (PAF)
1	214	212	-	2	214	107	1	101	36	-	65	101	52	UC-123B (PAF)

DOWNGRADED TO:  
UNCLASSIFIED AFTER 1 YEAR

TABLE II - SOUTHEAST ASIA OPERATIONAL DATA BY MISSION,

MISSION, DESIGN, SERIES WITHIN BASIS	30 SEPTEMBER 1968							31 DECEMBER 1968							
	AVER- AGE AIR- CRAFT ON HAND	FLYING HOURS				UTIL- IZA- TION RATE	SORTIES FLOWN	AVER- AGE AIR- CRAFT ON HAND	FLYING HOURS				UTIL- IZA- TION RATE	SORTIES FLOWN	
		Total	Combat	Combat Support	Other				Total	Combat	Combat Support	Other			
OPERATING BASES (CONTINUED)															
C-123K(LOO)	-	-	-	-	-	-	-	-	-	-	-	-	-	-	
C-123K(PAF)	15	4,366	4,333	5	28	291	7,595	15	3,683	3,679	-	-	4	246	7,119
UC-123K(PAF)	-	-	-	-	-	-	-	1	272	272	-	-	-	272	257
C-130A(LOO)	-	-	-	-	-	-	-	-	-	-	-	-	-	-	-
C-130A(PAF)	-	-	-	-	-	-	-	-	-	-	-	-	-	-	-
C-130B(LOO)	-	-	-	-	-	-	-	-	-	-	-	-	-	-	-
C-130B(PAF)	26	10,446	9,927	-	519	402	12,760	26	11,026	10,301	-	-	725	424	13,202
C-130E(LOO)	-	-	-	-	-	-	-	-	-	-	-	-	-	-	-
F-4C (LOO)	-	-	-	-	-	-	-	1	-	-	-	-	-	-	-
F-4C (PAF)	-	17	-	-	17	-	3	-	-	-	-	-	-	-	-
RF-4C (LOO)	-	-	-	-	-	-	-	-	-	-	-	-	-	-	-
RF-4C (PAF)	35	5,621	5,340	4	277	161	2,576	31	5,367	4,744	-	-	623	173	2,429
F-4D (PAF)	-	-	-	-	-	-	-	-	-	-	-	-	-	-	-
RF-101C(LOO)	-	-	-	-	-	-	-	1	2	-	-	-	2	2	2
RF-101C(PAF)	16	2,884	2,786	-	98	100	1,308	13	6,516	2,319	-	-	4,197	501	1,137
RF-101C(SAO)	-	-	-	-	-	-	-	-	-	-	-	-	-	-	-
RF-101C(TAO)	-	-	-	-	-	-	-	-	-	-	-	-	-	-	-
UH-1F (PAF)	1	465	379	-	86	465	1,032	1	88	86	-	-	2	88	277
HH-43B (MTO)	2	188	178	-	12	94	470	2	160	147	-	-	13	80	791
O-1E (PAF)	-	-	-	-	-	-	-	-	-	-	-	-	-	-	-
O-2B (PAF)	-	-	-	-	-	-	-	-	-	-	-	-	-	-	-
T-39A (LOO)	-	-	-	-	-	-	-	-	-	-	-	-	-	-	-
T-39A (PAF)	8	2,730	2,696	-	34	341	2,583	8	2,759	2,754	-	-	5	345	2,612
U-3B (LOO)	-	-	-	-	-	-	-	-	-	-	-	-	-	-	-
U-3B (PAF)	2	329	324	-	5	165	404	2	375	374	1	-	-	188	487
TAN SON NHUT TOTAL	131	36,510	34,735	15	1,760	279	30,017	124	39,017	32,635	1	6,381	315	30,130	
KC-135A(SAO)	-	-	-	-	-	-	-	-	-	-	-	-	-	-	-
THAILAND/VARIOUS TOTAL	-	-	-	-	-	-	-	-	-	-	-	-	-	-	-
C-47D (PAF)	1	327	155	-	172	327	151	1	338	203	82	53	338	211	
C-130E(LOO)	-	-	-	-	-	-	-	1	-	-	-	-	-	-	-
C-130E(PAF)	10	5,398	5,000	6	392	540	7,051	10	5,668	5,007	7	654	567	6,535	
HC-130P(LOO)	-	-	-	-	-	-	-	-	-	-	-	-	-	-	-
HC-130P(MTO)	9	3,654	3,342	-	312	406	704	8	3,454	3,265	-	-	189	432	719
HC-130P(PAF)	-	-	-	-	-	-	-	-	-	-	-	-	-	-	-
F-100C(LOO)	-	-	-	-	-	-	-	-	-	-	-	-	-	-	-
F-100C(PAF)	34	5,401	5,302	2	97	159	3,515	30	5,247	5,008	-	-	159	175	3,113
F-100D(LOO)	2	-	-	-	-	-	-	-	-	-	-	-	-	-	-
F-100D(PAF)	44	8,225	7,981	9	235	187	5,425	46	8,614	8,014	1	599	187	4,981	
F-100D(TAO)	-	3	2	-	1	-	2	-	-	-	-	-	-	-	-
F-100F(PAF)	4	656	579	2	75	164	407	3	543	443	5	95	181	298	
HH-43B (MTO)	3	290	283	-	7	97	660	3	193	180	-	-	13	64	921
TUY HOA TOTAL	107	23,954	22,644	19	1,291	224	17,915	102	24,057	22,200	95	1,762	236	16,778	
B-52D (SAO)	-	-	-	-	-	-	-	-	22	22	-	-	-	-	6
C-47A (PAF)	1	167	-	-	167	167	96	1	388	-	-	388	388	232	
C-47D (PAF)	1	327	-	-	327	327	226	-	176	-	-	176	-	131	
EC-121R(PAF)	-	-	-	-	-	-	-	-	-	-	-	-	-	-	-
KC-135A(SAO)	39	21,024	20,434	-	590	539	4,657	40	19,994	18,307	-	-	1,687	500	4,521
KC-135Q(SAO)	-	-	-	-	-	-	-	-	34	19	-	-	15	-	6
HH-43B (MTO)	-	-	-	-	-	-	-	-	-	-	-	-	-	-	-

DOWNGRADED TO:  
UNCLASSIFIED AFTER 1 YEAR

## DESIGN, SERIES WITHIN BASES BY QUARTER - FY 1969

AVERAGE AIR-CRAFT ON HAND	31 MARCH 1969						30 JUNE 1969						MISSION, DESIGN, SERIES, WITHIN BASES	
	FLYING HOURS				UTILIZATION RATE	SORTIES FLOWN	FLYING HOURS				UTILIZATION RATE	SORTIES FLOWN		
	Total	Combat	Combat Support	Other			Total	Combat	Combat Support	Other				
-	-	-	-	-	-	-	-	-	-	-	-	-	-	C-123K (LOO)
16	4,511	4,427	-	104	282	7,520	16	4,834	4,812	-	22	302	8,187	C-123K (PAF)
1	782	782	-	-	782	626	-	-	-	-	-	-	-	UC-123K (PAF)
-	-	-	-	-	-	-	1	-	-	-	-	-	-	C-130A (LOO)
-	-	-	-	-	-	-	12	4,179	4,066	-	113	348	5,185	C-130A (PAF)
-	-	-	-	-	-	-	1	-	-	-	-	-	-	C-130B (LOO)
25	18,296	18,296	-	-	412	13,068	9	4,157	4,157	-	-	462	5,011	C-130B (PAF)
-	-	-	-	-	-	-	-	-	-	-	-	-	-	C-130E (LOO)
-	-	-	-	-	-	-	-	-	-	-	-	-	-	F-4C (LOO)
-	-	-	-	-	-	-	-	-	-	-	-	-	-	F-4C (PAF)
1	-	-	-	-	-	-	-	-	-	-	-	-	-	RF-4C (LOO)
36	5,371	5,222	-	149	149	2,720	38	6,184	5,997	-	187	163	2,996	RF-4C (PAF)
-	-	-	-	-	-	-	-	-	-	-	-	-	-	F-4D (PAF)
-	-	-	-	-	-	-	-	-	-	-	-	-	-	RF-101C (LOO)
15	2,840	2,628	-	212	189	1,300	18	2,844	2,636	-	288	158	1,278	RF-101C (PAF)
-	-	-	-	-	-	-	-	-	-	-	-	-	-	RF-101C (SAO)
-	-	-	-	-	-	-	-	-	-	-	-	-	-	RF-101C (TAO)
1	-	-	-	-	-	-	1	218	144	-	74	218	455	UH-1F (PAF)
2	173	167	-	6	87	864	2	136	124	-	12	68	939	HH-43B (MTO)
-	-	-	-	-	-	-	-	-	-	-	-	-	-	O-1E (PAF)
-	-	-	-	-	-	-	-	-	-	-	-	-	-	O-2B (PAF)
-	-	-	-	-	-	-	1	-	-	-	-	-	-	T-39A (LOO)
9	2,922	2,902	-	20	325	3,015	8	3,051	3,008	-	43	381	3,201	T-39A (PAF)
-	-	-	-	-	-	-	-	-	-	-	-	-	-	U-3B (LOO)
2	399	396	3	-	200	626	2	303	303	-	-	152	572	U-3B (PAF)
-	-	-	-	-	-	-	-	-	-	-	-	-	-	TAN SON NHUT
135	36,321	35,537	3	781	269	31,795	141	35,577	34,685	2	890	252	30,359	TOTAL
-	-	-	-	-	-	-	-	-	-	-	-	-	-	KC-135A (SAO)
-	-	-	-	-	-	-	-	-	-	-	-	-	-	THAILAND/VARIOUS
-	-	-	-	-	-	-	-	-	-	-	-	-	-	TOTAL
1	192	173	19	-	192	149	1	253	221	27	5	253	259	C-47D (PAF)
-	-	-	-	-	-	-	-	-	-	-	-	-	-	C-130E (LOO)
5	2,031	2,016	-	15	406	2,554	-	-	-	-	-	-	-	C-130E (PAF)
-	-	-	-	-	-	-	-	-	-	-	-	-	-	HC-130P (LOO)
8	3,360	3,156	-	204	420	681	10	3,034	3,205	-	629	383	814	HC-130P (MTO)
-	-	-	-	-	-	-	-	-	-	-	-	-	-	HC-130P (PAF)
-	-	-	-	-	-	-	-	-	-	-	-	-	-	F-100C (LOO)
28	4,812	4,639	-	173	172	2,860	18	2,451	2,404	6	41	136	1,462	F-100C (PAF)
1	-	-	-	-	-	-	-	-	-	-	-	-	-	F-100D (LOO)
46	8,820	8,349	2	469	192	4,992	56	9,204	8,987	-	217	164	5,600	F-100D (PAF)
-	-	-	-	-	-	-	-	-	-	-	-	-	-	F-100D (TAO)
3	601	456	6	139	200	398	7	1,379	1,358	-	21	197	578	F-100F (PAF)
2	212	205	-	7	106	1,088	2	184	180	-	4	92	1,017	HH-43B (MTO)
-	-	-	-	-	-	-	-	-	-	-	-	-	-	TUY HOA
94	20,020	18,994	27	1,007	213	12,722	94	17,305	16,355	33	917	184	9,738	TOTAL
28	8,836	8,085	-	751	316	2,055	36	10,145	10,139	-	6	282	2,611	B-52D (SAO)
1	134	-	-	134	134	136	-	13	-	-	13	-	6	C-47A (PAF)
1	340	-	-	340	340	206	1	312	-	-	312	312	265	EC-470 (PAF)
7	3,250	3,112	35	103	464	301	-	-	-	-	-	-	-	EC-121R (PAF)
40	21,100	19,159	-	1,941	528	4,915	40	20,292	18,926	-	1,366	507	4,857	KC-135A (SAO)
-	-	-	-	-	-	-	-	-	-	-	-	-	-	KC-135Q (SAO)
1	52	-	-	52	52	210	2	186	-	-	186	93	736	HH-43B (MTO)

DOWNGRADED TO:  
UNCLASSIFIED AFTER 1 YEAR



TABLE II - SOUTHEAST ASIA OPERATIONAL DATA BY MISSION,

MISSION, DESIGN, SERIES WITHIN BASES	30 SEPTEMBER 1968							31 DECEMBER 1968						
	AVER- AGE AIR- CRAFT ON HAND	FLYING HOURS				UTIL- IZA- TION RATE	SORTIES FLOWN	AVER- AGE AIR- CRAFT ON HAND	FLYING HOURS				UTIL- IZA- TION RATE	SORTIES FLOWN
		Total	Combat	Combat Support	Other				Total	Combat	Combat Support	Other		
OPERATING BACES (CONTINUED)														
U TAPAO TOTAL	41	21,518	28,434	-	1,084	525	4,979	41	28,614	18,348	-	2,266	583	4,896
A-1H (LOG)	-	-	-	-	-	-	-	-	-	-	-	-	-	-
C-47D (PAF)	1	468	7	18	443	468	284	2	497	7	185	385	249	328
EC-47P (PAF)	-	-	-	-	-	-	-	-	-	-	-	-	-	-
C-123K (PAF)	-	-	-	-	-	-	-	-	-	-	-	-	-	-
NC-123K (PAF)	-	-	-	-	-	-	-	-	-	-	-	-	-	-
C-13A (LOG)	-	-	-	-	-	-	-	-	-	-	-	-	-	-
C-13A (PAF)	6	2,814	2,785	38	71	469	521	7	3,224	2,892	-	332	461	524
C-13A (TAG)	-	-	-	-	-	-	-	-	-	-	-	-	-	-
AC-131A (LOG)	-	-	-	-	-	-	-	-	-	-	-	-	-	-
AC-131A (PAF)	-	122	188	-	2	-	28	2	477	381	3	173	239	115
JC-133A (TAG)	-	75	67	-	-	8	29	-	-	-	-	-	-	-
F-4D (LOG)	1	-	-	-	-	-	-	2	-	-	-	-	-	-
F-4D (PAF)	74	18,688	18,838	85	565	144	6,538	76	12,122	11,267	152	783	168	6,962
F-4D (TAG)	-	-	-	-	-	-	-	-	-	-	-	-	-	-
F-4E (PAF)	-	-	-	-	-	-	-	-	-	-	-	-	-	-
F-107C (LOG)	-	-	-	-	-	-	-	-	-	-	-	-	-	-
F-107F (LOG)	-	-	-	-	-	-	-	-	-	-	-	-	-	-
F-107F (PAF)	-	-	-	-	-	-	-	-	-	-	-	-	-	-
F-105D (LOG)	-	-	-	-	-	-	-	-	-	-	-	-	-	-
F-105D (PAF)	-	-	-	-	-	-	-	-	-	-	-	-	-	-
HH-43B (MTU)	3	321	-	-	321	188	643	3	295	-	-	295	98	1,884
O-2A (PAF)	18	4,118	3,875	471	572	412	758	6	2,228	1,841	376	11	371	498
UBON TOTAL	95	18,552	15,984	884	1,962	195	8,793	98	18,843	16,388	636	1,899	192	9,495
A-1E (PAF)	1	256	256	-	-	256	48	-	-	-	-	-	-	-
A-1H (PAF)	-	38	38	-	-	-	11	-	-	-	-	-	-	-
A-1J (LOG)	-	-	-	-	-	-	-	-	-	-	-	-	-	-
VC-47A (PAF)	-	188	21	7	88	-	61	1	125	6	5	114	125	97
C-47D (PAF)	5	1,631	1,128	45	466	326	448	5	1,312	811	86	415	262	457
AC-47D (PAF)	-	-	-	-	-	-	-	-	-	-	-	-	-	-
VC-54G (PAF)	1	74	21	-	53	74	133	1	158	12	-	138	158	132
C-123B (LOG)	-	-	-	-	-	-	-	-	-	-	-	-	-	-
C-131B (PAF)	-	-	-	-	-	-	-	-	-	-	-	-	-	-
C-131E (PAF)	6	3,913	3,985	-	8	652	348	6	4,379	4,378	-	9	738	331
RF-4C (LOG)	-	-	-	-	-	-	-	-	-	-	-	-	-	-
RF-4C (PAF)	39	6,888	5,884	87	189	156	3,492	36	5,565	5,112	416	37	155	3,326
F-4D (LOG)	1	-	-	-	-	-	-	-	-	-	-	-	-	-
F-4D (PAF)	39	6,249	6,872	123	54	168	3,423	39	6,828	6,139	172	517	175	3,355
F-4E (LOG)	-	-	-	-	-	-	-	-	-	-	-	-	-	-
F-102A (PAF)	6	1,242	582	-	748	287	682	6	1,296	722	2	572	216	653
TF-102A (PAF)	-	-	-	-	-	-	-	-	-	-	-	-	-	-
F-105D (LOG)	-	-	-	-	-	-	-	-	-	-	-	-	-	-
F-105D (PAF)	-	-	-	-	-	-	-	-	-	-	-	-	-	-
UH-1F (LOG)	-	-	-	-	-	-	-	-	-	-	-	-	-	-
UH-1F (PAF)	3	558	438	185	23	186	488	4	957	358	276	323	239	878
CH-3C (LOG)	-	-	-	-	-	-	-	-	-	-	-	-	-	-
CH-3C (PAF)	-	16	11	4	1	-	18	-	-	-	-	-	-	-
CH-3E (LOG)	2	1	1	-	-	1	2	2	5	3	-	2	3	3
CH-3E (PAF)	5	1,381	1,883	135	163	268	1,879	7	1,274	913	232	129	182	1,461
HH-43B (MTU)	2	288	26	2	172	188	359	2	178	5	2	171	89	678
HH-53B (LOG)	-	-	-	-	-	-	-	-	-	-	-	-	-	-
HH-53B (MTU)	6	1,881	829	1	251	188	683	6	1,353	1,127	-	226	226	888
HH-53C (LOG)	-	-	-	-	-	-	-	-	-	-	-	-	-	-
HH-53C (MTU)	-	-	-	-	-	-	-	-	-	-	-	-	-	-



DOWNGRADED TO:  
UNCLASSIFIED AFTER 1 YEAR

## DESIGN, SERIES WITHIN BASES BY QUARTER - FY 1969

AVERAGE AIR-CRAFT ON HAND	31 MARCH 1969					SORTIES FLOWN	AVERAGE AIR-CRAFT ON HAND	30 JUNE 1969				UTILIZATION RATE	SORTIES FLOWN	MISSION, DESIGN, SERIES, WITHIN BASES	
	FLYING HOURS				UTILIZATION RATE			FLYING HOURS							UTILIZATION RATE
	Total	Combat	Combat Support	Other				Total	Combat	Combat Support	Other				
	OPERATING BASES (CONTINUED)														
78	33,712	30,356	35	3,321	432	7,823	79	30,948	29,065	-	1,883	392	U TAPAO 8,475	TOTAL	
-	-	-	-	-	-	-	-	-	-	-	-	-	-	A-1H (LOO)	
2	479	14	-	465	240	303	2	348	13	4	331	174	239	C-47D (PAF)	
-	-	-	-	-	-	-	-	-	-	-	-	-	-	EC-47P (PAF)	
1	173	169	-	4	173	65	-	29	29	-	-	-	17	C-123K (PAF)	
-	-	-	-	-	-	-	-	114	111	-	3	-	38	NC-123K (PAF)	
6	3,497	3,012	-	485	583	482	7	3,456	3,192	-	264	494	780	C-130A (LOO)	
-	-	-	-	-	-	-	-	-	-	-	-	-	-	C-130A (PAF)	
5	1,798	1,640	1	749	358	546	4	1,283	1,175	1	107	321	318	C-130A (TAO)	
1	-	-	-	-	-	-	-	-	-	-	-	-	-	AC-130A (LOO)	
69	11,405	11,174	29	202	165	6,250	71	11,238	10,663	101	474	158	6,348	JC-130A (TAO)	
6	1,142	1,035	-	67	184	507	-	-	-	-	-	-	-	F-4D (LOO)	
1	-	-	-	-	-	-	-	-	-	-	-	-	-	F-4D (TAO)	
-	-	-	-	-	-	-	-	-	-	-	-	-	-	F-4E (PAF)	
-	-	-	-	-	-	-	-	-	-	-	-	-	-	F-100C (LOO)	
-	-	-	-	-	-	-	-	-	-	-	-	-	-	F-100F (LOO)	
-	-	-	-	-	-	-	-	-	-	-	-	-	-	F-100F (PAF)	
-	-	-	-	-	-	-	-	-	-	-	-	-	-	F-105D (LOO)	
3	316	4	-	312	105	1,264	3	319	1	-	318	106	1,391	F-105D (PAF)	
-	-	-	-	-	-	-	-	-	-	-	-	-	-	HH-43B (MTO)	
-	-	-	-	-	-	-	-	-	-	-	-	-	-	O-2A (PAF)	
94	10,762	10,448	30	2,284	200	9,417	88	10,787	10,184	106	1,497	191	UBON 9,131	TOTAL	
-	-	-	-	-	-	-	-	-	-	-	-	-	-	A-1E (PAF)	
-	-	-	-	-	-	-	-	-	-	-	-	-	-	A-1H (PAF)	
1	238	-	-	238	238	167	1	122	-	-	122	122	135	A-1J (LOO)	
4	943	517	-	426	236	401	4	742	324	29	389	186	459	VC-47A (PAF)	
-	-	-	-	-	-	-	3	363	353	-	10	121	82	C-47D (PAF)	
1	204	-	-	204	204	116	1	252	-	-	252	252	84	AC-47D (PAF)	
-	-	-	-	-	-	-	-	-	-	-	-	-	-	VC-54G (PAF)	
6	5,229	4,728	1	500	872	439	6	4,819	4,595	3	221	803	446	C-123B (LOO)	
38	6,338	6,191	61	86	167	3,596	42	6,331	5,943	46	342	151	3,426	C-130B (PAF)	
40	6,449	6,234	96	119	161	3,312	35	6,757	6,140	60	557	193	3,100	C-130E (PAF)	
6	953	700	9	244	159	594	6	885	581	-	304	148	564	RF-4C (LOO)	
-	-	-	-	-	-	-	-	33	25	-	8	-	23	RF-4C (PAF)	
-	-	-	-	-	-	-	-	-	-	-	-	-	-	F-4D (LOO)	
-	-	-	-	-	-	-	-	-	-	-	-	-	-	F-4D (PAF)	
4	899	631	188	80	225	1,052	4	604	325	237	42	151	1,057	F-4E (LOO)	
-	-	-	-	-	-	-	-	-	-	-	-	-	-	F-102A (PAF)	
1	-	-	-	-	-	-	-	-	-	-	-	-	-	F-102A (PAF)	
5	1,190	911	228	51	238	1,009	6	1,130	768	284	86	190	1,714	F-105D (LOO)	
2	169	-	-	169	85	843	2	184	2	-	182	92	1,029	F-105D (PAF)	
5	1,116	796	-	320	223	1,747	5	909	716	-	193	182	1,156	UH-1F (LOO)	
-	-	-	-	-	-	-	-	-	-	-	-	-	-	UH-1F (PAF)	
2	347	206	-	141	174	519	3	691	556	-	135	230	885	CH-3C (LOO)	
-	-	-	-	-	-	-	-	-	-	-	-	-	-	CH-3C (PAF)	
-	-	-	-	-	-	-	-	-	-	-	-	-	-	CH-3E (LOO)	
-	-	-	-	-	-	-	-	-	-	-	-	-	-	CH-3E (PAF)	
-	-	-	-	-	-	-	-	-	-	-	-	-	-	HH-43B (MTO)	
-	-	-	-	-	-	-	-	-	-	-	-	-	-	HH-53B (LOO)	
-	-	-	-	-	-	-	-	-	-	-	-	-	-	HH-53B (MTO)	
-	-	-	-	-	-	-	-	-	-	-	-	-	-	HH-53C (LOO)	
-	-	-	-	-	-	-	-	-	-	-	-	-	-	HH-53C (MTO)	

DOWNGRADED TO:  
UNCLASSIFIED AFTER 1 YEAR

TABLE II - SOUTHEAST ASIA OPERATIONAL DATA BY MISSION,

MISSION, DESIGN, SERIES WITHIN BASES	30 SEPTEMBER 1968							31 DECEMBER 1968						
	AVER- AGE AIR- CRAFT ON HAND	FLYING HOURS				UTIL- IZA- TION RATE	SORTIES FLOWN	AVER- AGE AIR- CRAFT ON HAND	FLYING HOURS				UTIL- IZA- TION RATE	SORTIES FLOWN
		Total	Combat	Combat Support	Other				Total	Combat	Combat Support	Other		
OPERATING BASES (CONTINUED)														
UDORN TOTAL	116	22,740	20,111	509	2,120	196	11,179	115	23,422	19,578	1,191	2,653	204	12,179
VC-47D (PAF)	-	-	-	-	-	-	-	-	-	-	-	-	-	-
VIENTIANE TOTAL	-	-	-	-	-	-	-	-	-	-	-	-	-	-
C-7A (PAF)	27	10,368	10,133	-	235	384	18,165	26	10,647	9,160	-	1,487	410	17,184
VUNG TAU TOTAL	27	10,368	10,133	-	235	384	18,165	26	10,647	9,160	-	1,487	410	17,184
OPERATING BASE TOTAL	1,887	450,883	407,645	3,739	39,499	250	292,892	1,769	452,622	397,366	5,519	49,737	256	307,056
SUPPORTING BASES														
B-52D (SAO)	102	42,250	40,331	15	1,904	414	6,034	106	41,881	35,966	12	5,903	395	4,954
C-97K (SAO)	5	940	-	-	940	188	209	5	888	-	-	888	178	237
C-119G(SAO)	-	-	-	-	-	-	-	-	-	-	-	-	-	-
AC-119G(SAO)	-	-	-	-	-	-	-	-	-	-	-	-	-	-
C-130A(MTO)	-	-	-	-	-	-	-	1	25	11	5	9	25	8
WC-130A(MTO)	2	308	229	60	19	154	100	1	446	190	18	238	446	119
WC-130E(MTC)	-	-	-	-	-	-	-	2	558	22	7	529	279	242
WC-130E(MTO)	4	1,773	31	28	1,714	443	249	5	1,900	69	16	1,815	300	476
HC-130H(MTO)	3	723	-	-	723	241	154	4	793	-	-	793	198	267
MC-130H(SAO)	-	-	-	-	-	-	-	-	-	-	-	-	-	-
KC-135A(SAO)	-	-	-	-	-	-	-	-	-	-	-	-	-	-
F-100D(SAO)	-	-	-	-	-	-	-	-	-	-	-	-	-	-
F-100F(SAO)	-	-	-	-	-	-	-	-	-	-	-	-	-	-
RF-101C(SAO)	-	-	-	-	-	-	-	-	-	-	-	-	-	-
RF-101G(SAO)	-	-	-	-	-	-	-	-	-	-	-	-	-	-
ANDERSEN TOTAL	116	45,994	40,591	103	5,300	397	6,746	124	46,491	36,258	58	10,175	375	6,303
C-130E(L00)	1	-	-	-	-	-	-	-	-	-	-	-	-	-
C-130E(PAF)	21	7,717	2,507	-	5,210	367	4,720	15	4,336	778	2	3,556	209	1,935
C-130E(TAO)	-	-	-	-	-	-	-	-	-	-	-	-	-	-
KC-135A(SAO)	4	-	-	-	-	-	-	5	-	-	-	-	-	-
KC-135Q(SAO)	-	-	-	-	-	-	-	-	-	-	-	-	-	-
UH-19B (PAF)	-	-	-	-	-	-	-	1	33	-	-	33	33	103
CHING CHUAN KANG TOTAL	26	7,717	2,507	-	5,210	297	4,720	21	4,369	778	2	3,589	208	2,038
WB-47E (MTO)	6	1,117	-	-	1,117	186	224	7	1,200	-	-	1,200	171	281
B-57B (PAF)	3	48	4	-	44	16	18	5	257	-	-	257	51	85
B-57C (PAF)	6	476	102	-	374	79	256	3	382	16	-	366	127	114
B-57E (PAF)	6	625	123	-	502	104	294	3	353	93	-	260	118	247
EB-57E (PAF)	-	12	-	-	12	-	8	-	-	-	-	-	-	-
C-7A (L00)	-	-	-	-	-	-	-	-	-	-	-	-	-	-
C-7A (PAF)	1	-	-	-	-	-	-	2	-	-	-	-	-	-
C-47A (PAF)	2	173	-	9	164	87	95	2	411	-	-	411	206	334
VC-47A (PAF)	-	2	-	-	2	-	3	-	4	-	-	4	-	9
C-47D (PAF)	2	375	-	-	375	188	358	2	302	-	-	302	151	261
EC-47D (CSO)	2	356	231	54	71	178	176	2	344	275	-	69	172	200
VC-47D (PAF)	1	121	-	-	121	121	101	1	166	-	-	166	166	129
C-54D (PAF)	3	758	-	-	758	253	261	3	641	-	-	641	214	319

DOWNGRADED TO:  
UNCLASSIFIED AFTER 1 YEAR

## DESIGN, SERIES WITHIN BASES BY QUARTER - FY 1969

AVERAGE AIR-CRAFT ON HAND	31 MARCH 1969						30 JUNE 1969						MISSION, DESIGN, SERIES, WITHIN BASES	
	FLYING HOURS				UTILIZATION RATE	SORTIES FLOWN	FLYING HOURS				UTILIZATION RATE	SORTIES FLOWN		
	Total	Combat	Combat Support	Other			Total	Combat	Combat Support	Other				
OPERATING BASES (CONTINUED)														
115	24,275	20,914	582	2,578	289	14,595	120	23,830	20,328	659	2,843	199	14,168	UDORN TOTAL
-	-	-	-	-	-	-	-	-	-	-	-	-	-	VC-47D (PAF)
-	-	-	-	-	-	-	-	-	-	-	-	-	-	VIENTIANE TOTAL
28	10,182	9,696	-	486	364	17,861	28	10,712	10,072	-	640	383	18,583	C-7A (PAF)
28	10,182	9,696	-	486	364	17,861	28	10,712	10,072	-	640	383	18,583	YUNG TAU TOTAL
1,830	468,511	426,009	3,883	8,619	256	324,660	1,893	450,759	416,010	2,570	32,179	238	323,570	OPERATING BASE TOTAL
SUPPORTING BASES														
48	21,162	19,444	-	1,718	441	12,218	42	18,630	18,270	-	360	444	2,120	B-52D (SAO)
-	-	-	-	-	-	-	-	13	-	-	13	-	19	C-97G (SAO)
5	807	-	-	807	161	386	4	971	-	-	971	243	357	C-97K (SAO)
-	-	-	-	-	-	-	-	-	-	-	-	-	-	C-119G (SAO)
1	42	12	9	21	42	9	-	-	-	-	-	-	-	AC-119G (SAO)
1	424	174	65	185	424	202	3	895	376	152	367	298	238	C-130A (MTO)
-	-	-	-	-	-	-	-	-	-	-	-	-	-	WC-130E (MTC)
5	1,525	58	54	1,413	305	502	5	1,584	8	16	1,560	317	419	WC-130E (MTO)
4	654	-	-	654	164	193	3	381	-	-	381	127	120	HC-130H (MTO)
-	-	-	-	-	-	-	-	-	-	-	-	-	-	HC-130H (SAO)
-	6	6	-	-	-	1	1	24	24	-	-	-	4	KC-135A (SAO)
-	-	-	-	-	-	-	-	-	-	-	-	-	-	F-100D (SAO)
-	-	-	-	-	-	-	-	-	-	-	-	-	-	F-100F (SAO)
-	-	-	-	-	-	-	-	-	-	-	-	-	-	RF-101C (SAO)
-	-	-	-	-	-	-	-	-	-	-	-	-	-	RF-101G (SAO)
64	24,620	19,694	128	4,798	385	3,511	58	22,490	18,670	160	3,652	388	3,277	ANDERSEN TOTAL
-	-	-	-	-	-	-	-	-	-	-	-	-	-	C-130E (LOO)
21	6,107	1,057	-	5,050	291	3,448	32	8,014	1,206	2	7,606	275	5,130	C-130E (PAF)
5	-	-	-	-	-	-	17	5,100	5,097	-	3	300	1,029	C-130E (TAO)
1	95	-	-	95	95	278	1	65	-	-	65	65	174	KC-135A (SAO)
27	6,202	1,057	-	5,145	230	3,726	50	13,979	6,303	2	7,674	280	6,333	KC-135Q (SAO)
7	1,148	-	-	1,148	164	335	7	1,188	-	-	1,188	170	342	UH-19B (PAF)
1	9	5	-	4	9	4	-	-	-	-	-	-	-	CHING CHUAN KANG TOTAL
-	-	-	-	-	-	-	-	-	-	-	-	-	-	WB-47E (MTO)
-	-	-	-	-	-	-	-	-	-	-	-	-	-	B-57B (PAF)
-	-	-	-	-	-	-	-	-	-	-	-	-	-	B-57C (PAF)
-	-	-	-	-	-	-	-	-	-	-	-	-	-	B-57E (PAF)
-	-	-	-	-	-	-	-	-	-	-	-	-	-	EB-57E (PAF)
2	-	-	-	-	-	-	2	-	-	-	-	-	-	C-7A (LOO)
2	287	-	-	287	144	201	2	272	-	-	272	136	207	C-7A (PAF)
1	23	-	-	23	23	24	1	91	-	-	91	91	121	C-47A (PAF)
3	339	-	-	339	113	365	2	247	-	-	247	124	314	VC-47A (PAF)
2	328	200	-	39	164	197	2	356	271	-	85	178	206	C-47D (PAF)
1	120	-	-	120	120	190	1	30	-	-	30	30	62	EC-47D (CSO)
2	490	-	-	490	245	256	2	515	-	-	515	258	221	VC-47D (PAF)
-	-	-	-	-	-	-	-	-	-	-	-	-	-	C-54D (PAF)

DOWNGRADED TO:  
UNCLASSIFIED AFTER 1 YEAR

TABLE II - SOUTHEAST ASIA OPERATIONAL DATA BY MISSION,

MISSION, DESIGN, SERIES WITHIN BASES	30 SEPTEMBER 1968							31 DECEMBER 1968						
	AVER- AGE AIR- CRAFT ON HAND	FLYING HOURS				UTIL- IZA- TION RATE	SORTIES FLOWN	AVER- AGE AIR- CRAFT ON HAND	FLYING HOURS				UTIL- IZA- TION RATE	SORTIES FLOWN
		Total	Combat	Combat Support	Other				Total	Combat	Combat Support	Other		
SUPPORTING BASES (CONTINUED)														
C-54E (PAF)	2	524	2	-	582	252	213	2	645	-	-	645	323	240
C-54G (PAF)	1	263	-	-	263	263	117	1	468	-	-	468	468	154
C-97G (PAF)	2	322	-	-	322	161	67	2	447	-	-	447	224	77
C-118A(PAF)	8	2,184	-	-	2,184	273	1,331	6	1,885	-	5	1,888	314	1,159
C-123B(PAF)	-	-	-	-	-	-	-	-	-	-	-	-	-	-
UC-123B(PAF)	-	-	-	-	-	-	-	-	-	-	-	-	-	-
C-124C(PAF)	-	-	-	-	-	-	-	-	-	-	-	-	-	-
C-130B(LOO)	1	-	-	-	-	-	-	1	-	-	-	-	-	-
C-130B(PAF)	24	3,592	988	-	2,684	150	1,688	25	4,876	748	-	3,328	163	2,228
C-130B(TAO)	-	-	-	-	-	-	-	-	-	-	-	-	-	-
WC-130E(MTO)	-	-	-	-	-	-	-	-	-	-	-	-	-	-
HC-139H(MTC)	2	547	1	28	518	274	187	3	834	-	42	792	278	289
HC-139P(MTC)	1	255	-	16	239	255	68	1	228	-	9	211	228	46
HC-139P(PAF)	-	-	-	-	-	-	-	-	-	-	-	-	-	-
C-140A(CSO)	3	921	455	156	312	387	391	3	974	558	151	273	325	644
C-141A(PAF)	-	-	-	-	-	-	-	-	-	-	-	-	-	-
F-4C (LOO)	1	-	-	-	-	-	-	2	-	-	-	-	-	-
F-4C (PAF)	4	168	-	7	153	48	181	3	159	-	8	151	53	96
RF-4C (LOO)	9	-	-	-	-	-	-	11	-	-	-	-	-	-
RF-4C (PAF)	-	-	-	-	-	-	-	-	-	-	-	-	-	-
F-4D (PAF)	19	2,116	4	-	2,112	111	948	19	2,847	15	-	2,832	188	1,828
F-105C(PAF)	-	-	-	-	-	-	-	-	-	-	-	-	-	-
F-105A(LOO)	-	-	-	-	-	-	-	-	-	-	-	-	-	-
F-105A(PAF)	28	1,363	31	-	1,332	68	851	23	1,924	15	4	1,905	84	1,187
TF-102A(LOO)	-	-	-	-	-	-	-	-	-	-	-	-	-	-
TF-102A(PAF)	4	331	-	-	331	83	158	4	486	6	-	488	122	265
HH-3E (MTC)	-	-	-	-	-	-	-	2	252	-	-	252	126	415
HH-19B (PAF)	1	185	-	-	185	185	178	1	91	-	-	91	91	1,265
UH-19B (PAF)	2	156	-	-	156	78	268	2	231	-	-	231	116	2,193
HH-43B (MTC)	3	218	-	-	218	73	285	3	286	-	-	286	69	629
T-33A (PAF)	6	499	-	-	499	83	312	4	358	-	-	358	98	381
T-39A (PAF)	3	864	-	-	864	288	588	3	868	-	-	868	289	687
CLARK TOTAL	148	18,463	1,861	278	16,332	125	9,345	151	28,231	1,718	219	18,294	134	14,882
B-52D (SAC)	-	-	-	-	-	-	-	-	-	-	-	-	-	-
B-57B (PAF)	-	-	-	-	-	-	-	1	-	-	-	-	-	-
EB-57E (PAF)	-	-	-	-	-	-	-	-	-	-	-	-	-	-
EB-66B (PAF)	-	-	-	-	-	-	-	-	-	-	-	-	-	-
EB-66E (PAF)	-	-	-	-	-	-	-	-	-	-	-	-	-	-
C-47D (PAF)	1	177	-	-	177	177	188	1	268	-	-	268	268	163
AC-47D (PAF)	-	-	-	-	-	-	-	-	-	-	-	-	-	-
EC-47N (PAF)	-	-	-	-	-	-	-	-	-	-	-	-	-	-
EC-47P (PAF)	-	-	-	-	-	-	-	-	-	-	-	-	-	-
C-54E (PAF)	1	348	28	-	328	348	75	1	231	-	-	231	231	92
C-54G (PAF)	-	-	-	-	-	-	-	-	-	-	-	-	-	-
C-54M (PAF)	-	-	-	-	-	-	-	-	-	-	-	-	-	-
C-118A(PAF)	-	-	-	-	-	-	-	-	-	-	-	-	-	-
VC-118A(PAF)	-	-	-	-	-	-	-	-	-	-	-	-	-	-
C-123K(PAF)	-	-	-	-	-	-	-	-	-	-	-	-	-	-
(-13 B(PAF)	-	-	-	-	-	-	-	-	-	-	-	-	-	-
KC-135A(SAC)	42	17,456	13,485	-	3,971	416	4,938	42	13,599	18,448	-	3,151	324	2,736
RC-135C(SAC)	-	-	-	-	-	-	-	-	-	-	-	-	-	-
RC-135D(SAC)	-	-	-	-	-	-	-	-	-	-	-	-	-	-
RC-135M(SAC)	5	3,877	2,651	-	426	615	282	5	3,175	2,817	-	358	635	188
KC-135Q(SAC)	12	2,721	935	-	1,786	227	1,879	13	1,142	964	-	178	88	238
KC-135R(SAC)	-	-	-	-	-	-	-	-	-	-	-	-	-	-
RF-4C (LOO)	-	-	-	-	-	-	-	-	-	-	-	-	-	-
RF-4C (PAF)	18	848	-	-	848	84	381	13	1,188	-	-	1,188	91	648

DOWNGRADED TO:  
UNCLASSIFIED AFTER 1 YEAR



DESIGN, SERIES WITHIN BASES BY QUARTER - FY 1969

31 MARCH 1969							30 JUNE 1969							MISSION, DESIGN, SERIES, WITHIN BASES
AVERAGE AIR-CRAFT ON HAND	FLYING HOURS				UTILIZATION RATE	SORTIES FLOWN	AVERAGE AIR-CRAFT ON HAND	FLYING HOURS				UTILIZATION RATE	SORTIES FLOWN	
	Total	Combat	Combat Support	Other				Total	Combat	Combat Support	Other			
SUPPORTING BASES (CONTINUED)														
1	139	-	-	139	139	131	1	387	-	-	387	387	181	C-54E (PAF)
2	563	-	-	563	282	286	2	431	-	-	431	216	267	C-54G (PAF)
2	299	-	-	299	150	82	2	340	-	-	340	172	72	C-97C (PAF)
7	1,690	-	2	1,688	241	1,262	6	1,680	-	23	1,657	200	1,157	C-118A (PAF)
-	-	-	-	-	-	-	-	-	-	-	-	-	-	C-123B (PAF)
-	-	-	-	-	-	-	-	-	-	-	-	-	-	UC-123B (PAF)
-	-	-	-	-	-	-	-	-	-	-	-	-	-	C-124C (PAF)
1	-	-	-	-	-	-	1	-	-	-	-	-	-	C-130B (LOO)
26	4,878	951	-	3,927	188	2,974	30	4,676	875	-	3,801	156	3,558	C-130B (PAF)
-	-	-	-	-	-	-	-	-	-	-	-	-	-	C-130B (TAD)
-	-	-	-	-	-	-	-	-	-	-	-	-	-	C-130E (MTO)
3	749	-	42	707	250	178	3	495	-	39	456	165	138	HC-130H (MTO)
1	297	-	10	287	297	75	1	354	-	8	346	354	61	HC-130P (MTO)
-	-	-	-	-	-	-	-	-	-	-	-	-	-	HC-130P (PAF)
3	860	470	192	198	287	465	4	953	486	205	262	238	548	C-140A (CSO)
-	-	-	-	-	-	-	-	-	-	-	-	-	-	C-141A (PAF)
5	-	-	-	-	-	-	3	-	-	-	-	-	-	F-4C (LOO)
3	372	-	11	361	124	126	3	604	4	2	598	201	116	F-4C (PAF)
7	-	-	-	-	-	-	1	-	-	-	-	-	-	RF-4C (LOO)
2	1,618	14	-	1,604	81	1,009	20	1,794	-	13	1,781	90	1,062	RF-4C (PAF)
1	-	-	-	-	-	-	-	-	-	-	-	-	-	F-100D (PAF)
-	-	-	-	-	-	-	-	-	-	-	-	-	-	F-102A (LOO)
24	1,759	22	-	1,737	73	1,091	28	2,059	9	-	2,050	74	1,334	F-102A (PAF)
-	-	-	-	-	-	-	-	-	-	-	-	-	-	TF-102A (LOO)
3	247	-	-	247	82	149	3	238	-	-	238	79	155	TF-102A (PAF)
2	299	-	-	299	150	830	3	345	-	-	345	115	1,073	HH-3E (MTO)
1	106	-	-	106	106	1,818	1	107	-	-	107	107	1,109	HH-19B (PAF)
2	248	-	-	248	124	2,983	2	175	-	-	175	88	2,703	HH-19B (PAF)
2	207	-	-	207	104	1,141	2	202	-	-	202	101	1,304	HH-43B (MTO)
5	556	-	-	556	111	464	6	508	-	-	508	98	510	T-33A (PAF)
2	703	-	-	703	252	644	3	783	-	11	772	261	579	T-39A (PAF)
144	18,334	1,751	257	16,326	127	17,280	144	18,910	1,645	301	16,964	131	17,400	CLARK TOTAL
17	8,079	7,300	-	779	475	1,021	20	8,407	8,403	-	4	420	1,150	B-52D (SAO)
1	-	-	-	-	-	-	-	-	-	-	-	-	-	B-57B (PAF)
-	-	-	-	-	-	-	-	-	-	-	-	-	-	EB-57E (PAF)
-	-	-	-	-	-	-	-	-	-	-	-	-	-	EB-66B (PAF)
1	3	-	-	3	3	1	3	527	-	-	527	176	50	EB-66E (PAF)
1	139	-	-	139	139	127	2	112	-	-	112	56	75	C-47D (PAF)
-	-	-	-	-	-	-	1	-	-	-	-	-	-	AC-47D (PAF)
-	-	-	-	-	-	-	-	-	-	-	-	-	-	EC-47N (PAF)
-	-	-	-	-	-	-	1	-	-	-	-	-	-	EC-47P (PAF)
1	189	-	-	189	189	103	1	195	-	-	195	195	101	C-54E (PAF)
-	-	-	-	-	-	-	-	-	-	-	-	-	-	C-54G (PAF)
-	-	-	-	-	-	-	-	-	-	-	-	-	-	C-54M (PAF)
-	-	-	-	-	-	-	-	-	-	-	-	-	-	C-118A (PAF)
1	-	-	-	-	-	-	1	-	-	-	-	-	-	VC-118A (PAF)
-	-	-	-	-	-	-	-	-	-	-	-	-	-	C-123K (PAF)
-	-	-	-	-	-	-	-	-	-	-	-	-	-	C-130B (PAF)
35	8,926	7,056	-	1,870	255	2,176	25	5,021	3,738	4	1,279	201	1,001	KC-135A (SAO)
-	-	-	-	-	-	-	-	-	-	-	-	-	-	RC-135C (SAO)
-	-	-	-	-	-	-	1	19	19	-	-	19	1	RC-135D (SAO)
5	3,167	2,901	-	266	633	192	4	3,510	3,116	-	394	878	203	RC-135M (SAO)
14	1,221	1,054	-	167	87	285	14	1,141	948	-	193	82	220	KC-135Q (SAO)
-	-	-	-	-	-	-	-	-	-	-	-	-	-	KC-135R (SAO)
-	-	-	-	-	-	-	-	-	-	-	-	-	-	RF-4C (LOO)
14	1,504	-	-	1,504	107	750	16	1,812	-	-	1,812	113	855	RF-4C (PAF)

DOWNGRADED TO:  
UNCLASSIFIED AFTER 1 YEAR

TABLE II - SOUTHEAST ASIA OPERATIONAL DATA BY MISSION,

MISSION, DESIGN, SERIES, WITHIN BASES	30 SEPTEMBER 1968						31 DECEMBER 1968							
	AVER- AGE AIR- CRAFT ON HAND	FLYING HOURS				UTIL- IZA- TION RATE	SORTIES FLOWN	AVER- AGE AIR- CRAFT ON HAND	FLYING HOURS				UTIL- IZA- TION RATE	SORTIES FLOWN
		Total	Combat	Combat Support	Other				Total	Combat	Combat Support	Other		
SUPPORTING BASES (CONTINUED)														
F-100D (PAF)	-	-	-	-	-	-	-	-	-	-	-	-		
F-102A (PAF)	-	-	-	-	-	-	2	-	-	-	-	-		
TF-102A (PAF)	-	-	-	-	-	-	-	-	-	-	-	-		
F-105D (LOO)	-	-	-	-	-	-	-	-	-	-	-	-		
F-105D (PAF)	10	1,407	-	-	1,407	141	789	14	1,363	-	1,363	97	787	
F-105F (LOO)	-	-	-	-	-	-	-	-	-	-	-	-		
F-105F (PAF)	2	303	-	-	303	152	147	5	684	-	684	137	261	
F-105F (TAO)	2	210	-	-	210	105	198	2	88	-	88	44	100	
HH-43B (LOO)	-	-	-	-	-	-	-	-	-	-	-	-		
HH-43B (MTO)	3	237	-	-	237	79	323	3	236	-	236	79	490	
T-33A (PAF)	5	349	-	-	349	70	220	7	452	-	452	65	251	
<b>KADENA TOTAL</b>	<b>93</b>	<b>27,125</b>	<b>17,099</b>	<b>-</b>	<b>10,026</b>	<b>292</b>	<b>8,444</b>	<b>109</b>	<b>22,426</b>	<b>14,229</b>	<b>-</b>	<b>8,197</b>	<b>206</b>	<b>5,930</b>
C-130B (PAF)	4	799	222	-	575	200	565	-	-	-	-	-	-	
<b>MACTAN ISLE TOTAL</b>	<b>4</b>	<b>799</b>	<b>222</b>	<b>-</b>	<b>575</b>	<b>200</b>	<b>565</b>	<b>-</b>	<b>-</b>	<b>-</b>	<b>-</b>	<b>-</b>	<b>-</b>	
C-7A (LOO)	-	-	-	-	-	-	-	-	-	-	-	-	-	
VC-47D (PAF)	-	22	-	-	22	-	18	-	-	-	-	-	-	
C-130B (PAF)	-	-	-	-	-	-	-	-	-	-	-	-	-	
<b>MANILA TOTAL</b>	<b>-</b>	<b>22</b>	<b>-</b>	<b>-</b>	<b>22</b>	<b>-</b>	<b>18</b>	<b>-</b>	<b>-</b>	<b>-</b>	<b>-</b>	<b>-</b>	<b>-</b>	
HC-97G (MTO)	-	-	-	-	-	-	-	1	136	-	136	136	29	
C-130A (LOO)	-	-	-	-	-	-	-	-	-	-	-	-	-	
C-130A (PAF)	34	5,028	160	-	4,868	140	2,254	33	4,696	80	4,616	142	2,594	
C-130A (TAO)	-	-	-	-	-	-	-	1	-	-	-	-	-	
C-130B (PAF)	1	-	-	-	-	-	-	1	-	-	-	-	-	
C-130E (PAF)	1	-	-	-	-	-	-	-	-	-	-	-	-	
F-100D (PAF)	-	-	-	-	-	-	-	-	-	-	-	-	-	
F-102A (LOO)	-	-	-	-	-	-	-	-	-	-	-	-	-	
F-102A (PAF)	21	1,181	-	-	1,181	56	740	15	995	-	995	66	543	
TF-102A (PAF)	1	233	-	-	233	233	58	2	190	-	190	95	70	
HH-3E (MTO)	-	-	-	-	-	-	-	-	4	-	4	-	20	
HH-190 (PAF)	1	68	-	-	68	68	77	1	51	-	51	51	51	
UH-190 (PAF)	1	55	-	-	55	55	54	1	150	-	150	150	121	
T-33A (PAF)	4	200	-	-	200	50	114	3	447	-	447	149	188	
HU-16B (AFR)	-	-	-	-	-	-	-	-	-	-	-	-	-	
HU-16B (LOO)	-	-	-	-	-	-	-	-	-	-	-	-	-	
HU-16B (MTO)	1	79	-	-	79	79	34	-	-	-	-	-	-	
<b>NAHA TOTAL</b>	<b>65</b>	<b>6,844</b>	<b>160</b>	<b>-</b>	<b>6,684</b>	<b>105</b>	<b>3,331</b>	<b>58</b>	<b>6,669</b>	<b>80</b>	<b>6,589</b>	<b>115</b>	<b>3,616</b>	
C-7A (LOO)	7	-	-	-	-	-	-	7	-	-	-	-	-	
C-130A (LOO)	-	-	-	-	-	-	-	-	-	-	-	-	-	
C-130B (LOO)	-	-	-	-	-	-	-	-	-	-	-	-	-	
C-130E (LOO)	-	-	-	-	-	-	-	-	-	-	-	-	-	
<b>PHILIPPINE AFR LN TOTAL</b>	<b>7</b>	<b>-</b>	<b>-</b>	<b>-</b>	<b>-</b>	<b>-</b>	<b>-</b>	<b>7</b>	<b>-</b>	<b>-</b>	<b>-</b>	<b>-</b>	<b>-</b>	
C-47A (LOO)	-	-	-	-	-	-	-	-	-	-	-	-	-	
HC-47A (LOO)	-	-	-	-	-	-	-	-	-	-	-	-	-	
C-47D (LOO)	-	-	-	-	-	-	-	-	-	-	-	-	-	
AC-47D (LOO)	-	-	-	-	-	-	-	-	-	-	-	-	-	

DOWNGRADED TO:  
UNCLASSIFIED AFTER 1 YEAR

## DESIGN, SERIES WITHIN BASES BY QUARTER - FY 1969

AVERAGE AIRCRAFT ON HAND	31 MARCH 1969					30 JUNE 1969					MISSION, DESIGN, SERIES, WITHIN BASES			
	FLYING HOURS				UTILIZATION RATE	SORTIES FLOWN	FLYING HOURS					UTILIZATION RATE	SORTIES FLOWN	
	Total	Combat	Combat Support	Other			Total	Combat	Combat Support	Other				
-	-	-	-	-	-	-	-	-	-	-	-	-	F-100D(PAF)	
3	-	-	-	-	-	-	1	-	-	-	-	-	F-102A(PAF)	
-	-	-	-	-	-	-	-	-	-	-	-	-	TF-102A(PAF)	
-	-	-	-	-	-	-	-	3	-	-	3	-	F-105D(LOO)	
14	933	-	-	933	67	594	12	667	-	-	667	56	502 F-105D(PAF)	
3	287	-	-	287	96	119	2	89	-	-	89	45	F-105F(LOO)	
-	-	-	-	-	-	-	-	-	-	-	-	-	F-105F(PAF)	
-	-	-	-	-	-	-	-	-	-	-	-	-	F-105F(TAO)	
2	141	-	-	141	71	364	3	286	-	-	286	95	818 HH-43B (LOO)	
8	388	-	-	388	48	351	7	544	-	-	544	78	342 T-33A (PAF)	
120	24,969	18,311	-	6,658	208	6,883	114	22,333	16,224	4	6,105	196	5,456	KADENA TOTAL
-	-	-	-	-	-	-	-	-	-	-	-	-	-	C-130B(PAF)
-	-	-	-	-	-	-	-	-	-	-	-	-	-	MACTAN ISLE TOTAL
-	-	-	-	-	-	-	-	-	-	-	-	-	-	C-7A (LOO)
-	-	-	-	-	-	-	-	-	-	-	-	-	-	VC-47D (PAF)
-	-	-	-	-	-	-	-	-	-	-	-	-	-	C-130B(PAF)
-	-	-	-	-	-	-	-	-	-	-	-	-	-	MANILA TOTAL
2	185	-	-	185	93	57	1	215	-	-	215	215	32	HC-97G (MTO)
-	-	-	-	-	-	-	-	-	-	-	-	-	-	C-130A(LOO)
35	4,259	-	-	4,259	122	2,733	39	5,808	-	-	5,808	149	3,408	C-130A(PAF)
1	-	-	-	-	-	-	1	-	-	-	-	-	-	C-130A(TAO)
-	-	-	-	-	-	-	-	-	-	-	-	-	-	C-130B(PAF)
-	-	-	-	-	-	-	-	-	-	-	-	-	-	C-130E(PAF)
-	-	-	-	-	-	-	-	-	-	-	-	-	-	F-100D(PAF)
15	844	-	-	844	56	498	16	846	-	-	846	53	516	F-102A(PAF)
2	336	-	-	336	168	63	2	467	-	-	467	234	68	TF-102A(PAF)
1	142	-	-	142	142	389	2	144	-	-	144	72	390	HH-3E (MTO)
1	99	-	-	99	99	166	1	84	-	-	84	84	223	HH-19B (PAF)
1	86	-	-	86	86	133	1	81	-	-	81	81	190	UH-19B (PAF)
2	177	-	-	177	89	151	2	233	-	-	233	117	154	T-33A (PAF)
-	-	-	-	-	-	-	-	-	-	-	-	-	-	HU-16B (AFR)
-	-	-	-	-	-	-	-	-	-	-	-	-	-	HU-16B (LOO)
-	-	-	-	-	-	-	-	-	-	-	-	-	-	HU-16B (MTO)
60	6,128	-	-	6,128	102	4,190	66	7,870	-	-	7,870	119	4,981	NAHA TOTAL
8	-	-	-	-	-	-	5	-	-	-	-	-	-	C-7A (LOO)
-	-	-	-	-	-	-	-	-	-	-	-	-	-	C-130A(LOO)
-	-	-	-	-	-	-	-	-	-	-	-	-	-	C-130B(LOO)
1	-	-	-	-	-	-	-	-	-	-	-	-	-	C-130E(LOO)
9	-	-	-	-	-	-	5	-	-	-	-	-	-	PHILIPPINE AIR LN TOTAL
-	-	-	-	-	-	-	1	-	-	-	-	-	-	C-47A (LOO)
1	-	-	-	-	-	-	2	-	-	-	-	-	-	HC-47A (LOO)
1	-	-	-	-	-	-	2	-	-	-	-	-	-	C-47D (LOO)
1	-	-	-	-	-	-	1	-	-	-	-	-	-	AC-47D (LOO)

 DOWNGRADED TO:  
 UNCLASSIFIED AFTER 1 YEAR

TABLE II - SOUTHEAST ASIA OPERATIONAL DATA BY MISSION,

MISSION, DESIGN, SERIES WITHIN BASES	30 SEPTEMBER 1968							31 DECEMBER 1968						
	AVER- AGE AIR- CRAFT ON HAND	FLYING HOURS				UTIL- IZA- TION RATE	SORTIES FLOWN	AVER- AGE AIR- CRAFT ON HAND	FLYING HOURS				UTIL- IZA- TION RATE	SORTIES FLOWN
		Total	Combat	Combat Support	Other				Total	Combat	Combat Support	Other		
SUPPORTING BASES (CONTINUED)														
VC-47D (LOO)	-	-	-	-	-	-	-	-	-	-	-	-	-	-
EC-47N (LOO)	-	-	-	-	-	-	-	-	-	-	-	-	-	-
EC-47P (LOO)	-	-	-	-	-	-	-	-	-	-	-	-	-	-
TAICHUNG TOTAL	-	-	-	-	-	-	-	-	-	-	-	-	-	-
EC-47N (PAF)	11	3,028	1,978	12	1,018	273	306	11	3,464	1,387	-	2,077	315	106
EC-121D(ADO)	-	-	-	-	-	-	-	-	-	-	-	-	-	-
C-123B(LOO)	-	-	-	-	-	-	-	-	-	-	-	-	-	-
UC-123B(LOO)	1	-	-	-	-	-	-	1	-	-	-	-	-	-
C-123K(LOO)	5	-	-	-	-	-	-	4	-	-	-	-	-	-
UC-123K(LOO)	-	-	-	-	-	-	-	-	-	-	-	-	-	-
C-130A(PAF)	-	-	-	-	-	-	-	-	-	-	-	-	-	-
F-4C (LOO)	11	-	-	-	-	-	-	9	-	-	-	-	-	-
RF-4C (LOO)	3	-	-	-	-	-	-	3	-	-	-	-	-	-
F-4D (LOO)	1	-	-	-	-	-	-	1	-	-	-	-	-	-
F-4D (PAF)	-	-	-	-	-	-	-	-	-	-	-	-	-	-
F-105C(LOO)	-	-	-	-	-	-	-	7	-	-	-	-	-	-
F-105C(PAF)	-	-	-	-	-	-	-	-	-	-	-	-	-	-
F-105D(LOO)	27	-	-	-	-	-	-	26	-	-	-	-	-	-
F-105D(PAF)	-	-	-	-	-	-	-	-	-	-	-	-	-	-
F-105F(LOO)	3	-	-	-	-	-	-	4	-	-	-	-	-	-
F-105F(LOO)	10	-	-	-	-	-	-	10	-	-	-	-	-	-
F-105F(LOO)	4	-	-	-	-	-	-	2	-	-	-	1	-	1
F-105F(PAF)	-	-	-	-	-	-	-	-	1	-	-	-	-	-
U-10B (LOO)	-	-	-	-	-	-	-	1	-	-	-	-	-	-
U-10D (LOO)	-	-	-	-	-	-	-	-	-	-	-	-	-	-
TAINAN TOTAL	76	3,008	1,978	12	1,218	40	306	79	3,465	1,387	-	2,078	44	107
B-57B (LOO)	-	-	-	-	-	-	-	1	-	-	-	-	-	-
B-57C (LOO)	-	-	-	-	-	-	-	-	-	-	-	-	-	-
B-57E (LOO)	-	-	-	-	-	-	-	-	-	-	-	-	-	-
EB-57E (LOO)	-	-	-	-	-	-	-	-	-	-	-	-	-	-
C-47A (LOO)	-	-	-	-	-	-	-	1	-	-	-	-	-	-
VC-47A (LOO)	-	-	-	-	-	-	-	-	-	-	-	-	-	-
C-47D (LOO)	1	-	-	-	-	-	-	2	-	-	-	-	-	-
AC-47D (LOO)	1	-	-	-	-	-	-	-	-	-	-	-	-	-
VC-47D (LOO)	1	-	-	-	-	-	-	1	-	-	-	-	-	-
EC-47N (LOO)	2	-	-	-	-	-	-	2	-	-	-	-	-	-
EC-47P (LOO)	1	-	-	-	-	-	-	1	-	-	-	-	-	-
VC-54D (LOO)	-	-	-	-	-	-	-	-	-	-	-	-	-	-
VC-54D (PAF)	-	70	-	-	70	-	13	-	-	-	-	-	-	-
C-123K(LOO)	-	-	-	-	-	-	-	-	-	-	-	-	-	-
C-123K(PAF)	-	-	-	-	-	-	-	-	-	-	-	-	-	-
UC-123K(LOO)	-	-	-	-	-	-	-	-	-	-	-	-	-	-
TAIPEI TOTAL	6	70	-	-	70	12	13	8	-	-	-	-	-	-
SUPPORTING BASE TOTAL	541	110,042	64,418	387	45,237	203	33,488	557	103,651	54,450	279	48,922	186	32,796
GRAND TOTAL	2,348	560,925	472,263	4,126	84,736	239	326,380	2,326	556,273	451,816	5,798	98,659	239	339,852

Source: Data Allocation Division, Data Service Center,  
Comptroller of the Air Force

DOWNGRADED TO:  
UNCLASSIFIED AFTER 1 YEAR

DESIGN, SERIES WITHIN BASES BY QUARTER - FY 1969

AVERAGE AIR-CRAFT ON HAND	31 MARCH 1969						30 JUNE 1969						MISSION, DESIGN, SERIES, WITHIN BASES	
	FLYING HOURS				UTILIZATION RATE	SORTIES FLOWN	FLYING HOURS				UTILIZATION RATE	SORTIES FLOWN		
	Total	Combat	Combat Support	Other			Total	Combat	Combat Support	Other				
SUPPORTING BASES (CONTINUED)														
-	-	-	-	-	-	-	-	-	-	-	-	-	VC-47D (LOO)	
1	-	-	-	-	-	-	3	-	-	-	-	-	EC-47N (LOO)	
2	-	-	-	-	-	-	3	-	-	-	-	-	EC-47P (LOO)	
5	-	-	-	-	-	-	10	-	-	-	-	-	TAICHUNG TOTAL	
11	2,629	138	-	2,491	239	265	11	1,302	-	170	1,132	118	197	EC-47N (PAF)
1	-	-	-	-	-	-	-	-	-	-	-	-	-	EC-121D(AOO)
3	-	-	-	-	-	-	-	-	-	-	-	-	-	C-123B(LOO)
1	-	-	-	-	-	-	1	-	-	-	-	-	-	UC-123B(LOO)
3	-	-	-	-	-	-	3	-	-	-	-	-	-	C-123K(LOO)
3	-	-	-	-	-	-	3	-	-	-	-	-	-	UC-123K(LOO)
6	-	-	-	-	-	-	8	-	-	-	-	-	-	C-130A(PAF)
14	-	-	-	-	-	-	5	-	-	-	-	-	-	F-4C (LOO)
29	-	-	-	-	-	-	29	-	-	-	-	-	-	RF-4C (LOO)
2	-	-	-	-	-	-	4	-	-	-	-	-	-	F-4D (LOO)
11	-	-	-	-	-	-	13	-	-	-	-	-	-	F-4D (PAF)
2	-	-	-	-	-	-	4	-	-	-	-	-	-	F-100C(LOO)
-	-	-	-	-	-	-	-	-	-	-	-	-	-	F-100D(LOO)
-	-	-	-	-	-	-	-	-	-	-	-	-	-	F-100D(PAF)
-	-	-	-	-	-	-	-	-	-	-	-	-	-	F-100F(LOO)
-	-	-	-	-	-	-	-	-	-	-	-	-	-	F-105D(LOO)
-	-	-	-	-	-	-	-	-	-	-	-	-	-	F-105F(LOO)
-	-	-	-	-	-	-	-	-	-	-	-	-	-	F-105F(PAF)
-	-	-	-	-	-	-	-	-	-	-	-	-	-	U-10B (LOO)
-	-	-	-	-	-	-	-	-	-	-	-	-	-	U-10D (LOO)
86	2,629	138	-	2,491	31	265	81	1,302	-	170	1,132	16	197	TAINAN TOTAL
3	-	-	-	-	-	-	1	-	-	-	-	-	-	B-57B (LOO)
-	-	-	-	-	-	-	1	-	-	-	-	-	-	B-57C (LOO)
-	-	-	-	-	-	-	1	-	-	-	-	-	-	B-57E (LOO)
-	-	-	-	-	-	-	1	-	-	-	-	-	-	EB-57E (LOO)
-	-	-	-	-	-	-	-	-	-	-	-	-	-	C-47A (LOO)
-	-	-	-	-	-	-	-	-	-	-	-	-	-	VC-47A (LOO)
-	-	-	-	-	-	-	-	-	-	-	-	-	-	C-47D (LOO)
-	-	-	-	-	-	-	-	-	-	-	-	-	-	AC-47D (LOO)
-	-	-	-	-	-	-	-	-	-	-	-	-	-	VC-47D (LOO)
-	-	-	-	-	-	-	-	-	-	-	-	-	-	EC-47N (LOO)
-	-	-	-	-	-	-	-	-	-	-	-	-	-	EC-47P (LOO)
-	-	-	-	-	-	-	-	-	-	-	-	-	-	VC-54D (LOO)
-	-	-	-	-	-	-	-	-	-	-	-	-	-	VC-54D (PAF)
-	-	-	-	-	-	-	2	-	-	-	-	-	-	C-123K(LOO)
-	-	-	-	-	-	-	1	-	-	-	-	-	-	C-123K(PAF)
-	-	-	-	-	-	-	-	-	-	-	-	-	-	UC-123K(LOO)
8	-	-	-	-	-	-	6	-	-	-	-	-	-	TAIPEI TOTAL
523	82,882	40,951	385	41,546	158	35,855	534	86,900	42,850	645	43,405	163	37,644	SUPPORTING BASE TOTAL
2,353	551,393	466,960	4,260	80,165	234	359,715	2,427	537,659	458,860	3,215	75,584	222	361,214	GRAND TOTAL

DOWNGRADED TO:  
UNCLASSIFIED AFTER 1 YEAR

SECRET  
TABLE 12 - SOUTHEAST ASIA OPERATIONAL DATA BY MISSION.

COMMAND WITHIN MISSION, DESIGN, SERIES	30 SEPTEMBER 1968							31 DECEMBER 1968						
	AVERAGE AIR CRAFT ON HAND	FLYING HOURS				UTILIZATION RATE	SORTIES FLOWN	AVERAGE AIR CRAFT ON HAND	FLYING HOURS				UTILIZATION RATE	SORTIES FLOWN
		Total	Combat	Combat Support	Other				Total	Combat	Combat Support	Other		
A-1E (LOO)	2	-	-	-	-	-	-	7	26	25	-	1	4	9
A-1E (PAF)	27	4,789	4,298	44	375	174	1,758	17	3,898	2,533	478	95	182	1,518
A-1G (LOO)	2	-	-	-	-	-	-	1	-	-	-	-	-	-
A-1G (PAF)	5	1,429	1,156	6	267	286	449	4	1,571	1,137	173	261	393	437
A-1H (LOO)	-	-	-	-	-	-	-	4	3	3	-	-	1	1
A-1H (PAF)	24	4,276	3,998	1	285	178	1,515	24	4,847	3,775	6	266	169	2,312
A-1H (SYG)	-	-	-	-	-	-	-	-	-	-	-	-	-	-
A-1J (LOO)	-	-	-	-	-	-	-	-	-	-	-	-	-	-
A-1J (PAF)	6	969	782	-	187	162	317	7	1,986	1,742	-	164	272	572
A-1 TOTAL	66	11,383	10,218	51	1,114	172	4,831	64	10,651	9,215	649	787	166	4,849
A-26A (LOO)	-	-	-	-	-	-	-	1	-	-	-	-	-	-
A-26A (PAF)	13	1,937	1,783	1	153	149	775	13	3,232	2,326	-	986	249	875
A-26 TOTAL	13	1,937	1,783	1	153	149	775	14	3,232	2,326	-	986	231	875
A-37A (LOO)	1	-	-	-	-	-	-	-	-	-	-	-	-	-
A-37A (PAF)	21	4,458	4,433	-	25	212	3,938	28	4,245	4,074	-	171	212	3,575
A-37 TOTAL	22	4,458	4,433	-	25	283	3,938	28	4,245	4,074	-	171	212	3,575
WB-47E (MTC)	6	1,117	-	-	1,117	186	224	7	1,288	-	-	1,288	171	281
B-47 TOTAL	6	1,117	-	-	1,117	186	224	7	1,288	-	-	1,288	171	281
B-52D (SAC)	102	42,258	40,331	15	1,984	414	6,834	106	41,983	35,988	12	5,983	395	4,968
B-52 TOTAL	102	42,258	40,331	15	1,984	414	6,834	106	41,983	35,988	12	5,983	395	4,968
B-57B (LOO)	-	-	-	-	-	-	-	1	-	-	-	-	-	-
B-57B (PAF)	27	5,422	5,268	3	151	201	2,364	21	3,783	3,339	-	444	188	1,485
B-57C (LOO)	-	-	-	-	-	-	-	-	-	-	-	-	-	-
B-57C (PAF)	6	487	111	-	376	81	261	4	678	194	-	484	178	198
B-57E (LOO)	-	-	-	-	-	-	-	-	-	-	-	-	-	-
B-57E (PAF)	6	625	123	-	582	184	294	4	531	268	-	263	133	399
EB-57E (LOO)	-	-	-	-	-	-	-	-	-	-	-	-	-	-
EB-57E (PAF)	-	12	-	-	12	-	8	-	-	-	-	-	-	-
RB-57E (PAF)	4	765	782	-	63	191	317	2	331	296	-	35	166	228
B-57 TOTAL	43	7,311	6,284	3	1,184	170	3,244	32	5,323	4,897	-	1,226	166	2,294
EB-66B (LOO)	1	-	-	-	-	-	-	1	-	-	-	-	-	-
EB-66B (PAF)	18	1,757	1,689	14	54	176	682	18	2,452	2,364	5	83	245	745
EB-66C (PAF)	9	1,597	1,363	16	218	177	399	6	1,789	1,433	6	278	285	418
EB-66E (LOO)	-	-	-	-	-	-	-	-	-	-	-	-	-	-
EB-66E (PAF)	16	3,919	3,833	15	71	245	1,192	14	3,335	3,282	12	121	238	965
B-66 TOTAL	36	7,273	6,885	45	343	282	2,193	31	7,496	6,999	23	474	242	2,128
C-7A (LOO)	7	-	-	-	-	-	-	7	-	-	-	-	-	-
C-7A (PAF)	83	32,348	30,229	-	2,119	390	45,822	84	32,594	27,938	9	4,647	388	43,473

 DOWNGRADED TO:  
 UNCLASSIFIED AFTER 1 YEAR

DESIGN, SERIES INDICATING COMMAND BY QUARTER - FY 1969

AVERAGE AIR-CRAFT ON HAND	31 MARCH 1969						30 JUNE 1969						COMMAND WITHIN MISSION, DESIGN, SERIES	
	FLYING HOURS				UTILIZATION RATE	SORTIES FLOWN	FLYING HOURS				UTILIZATION RATE	SORTIES FLOWN		
	Total	Combat	Combat Support	Other			Total	Combat	Combat Support	Other				
2	-	-	-	-	-	-	1	-	-	-	-	-	-	A-1E (LOO)
22	4,474	4,318	9	147	283	1,725	28	3,824	3,688	5	139	191	1,574	A-1E (PAF)
6	4,983	899	-	4,084	831	2,474	7	1,482	1,138	4	268	200	684	A-1G (LOO)
3	-	-	-	-	-	-	2	-	-	-	-	-	-	A-1G (PAF)
32	6,896	6,785	9	102	216	2,681	34	6,484	6,117	16	271	188	2,536	A-1H (LOO)
-	-	-	-	-	-	-	-	-	-	-	-	-	-	A-1H (PAF)
-	-	-	-	-	-	-	-	-	-	-	-	-	-	A-1H (SYO)
8	1,788	1,711	3	74	224	634	9	1,754	1,683	1	158	195	639	A-1J (LOO)
-	-	-	-	-	-	-	-	-	-	-	-	-	-	A-1J (PAF)
73	18,141	13,713	21	4,407	249	7,514	73	13,384	12,538	26	828	183	5,353	A-1 TOTAL
16	3,196	3,046	-	150	288	1,161	15	2,489	2,389	-	188	161	948	A-26A (LOO)
-	-	-	-	-	-	-	-	-	-	-	-	-	-	A-26A (PAF)
16	3,196	3,046	-	150	288	1,161	15	2,489	2,389	-	188	161	948	A-26 TOTAL
9	-	-	-	-	-	-	-	-	-	-	-	-	-	A-37A (LOO)
11	2,187	2,094	-	93	199	2,819	21	3,248	3,185	-	55	154	3,183	A-37A (PAF)
28	2,187	2,094	-	93	189	2,819	21	3,248	3,185	-	55	154	3,183	A-37 TOTAL
7	1,148	-	-	1,148	164	335	7	1,188	-	-	1,188	178	342	WB-47E (MTO)
7	1,148	-	-	1,148	164	335	7	1,188	-	-	1,188	178	342	B-47 TOTAL
94	38,877	34,829	-	3,248	485	5,294	98	37,182	36,812	-	378	379	5,889	B-52D (SAO)
94	38,877	34,829	-	3,248	485	5,294	98	37,182	36,812	-	378	379	5,889	B-52 TOTAL
3	-	-	-	-	-	-	1	-	-	-	-	-	-	B-57B (LOO)
18	2,158	2,048	-	110	215	795	5	1,282	1,227	-	55	256	486	B-57B (PAF)
-	-	-	-	-	-	-	-	-	-	-	-	-	-	B-57C (LOO)
1	315	248	-	67	315	62	1	159	145	-	8	153	68	B-57C (PAF)
-	-	-	-	-	-	-	1	-	-	-	-	-	-	B-57E (LOO)
4	1,824	958	-	74	256	393	3	881	745	-	56	267	295	B-57E (PAF)
-	-	-	-	-	-	-	1	-	-	-	-	-	-	EB-57E (LOO)
-	-	-	-	-	-	-	-	-	-	-	-	-	-	EB-57E (PAF)
2	682	588	-	182	341	271	3	964	932	-	32	321	416	RB-57E (PAF)
28	4,171	3,818	-	353	289	1,521	15	3,288	3,849	-	151	213	1,257	B-57 TOTAL
11	2,495	2,429	9	57	227	767	18	1,176	776	18	382	118	279	EB-66B (LOO)
6	1,351	1,253	2	96	225	366	5	1,388	874	7	419	268	259	EB-66B (PAF)
-	-	-	-	-	-	-	-	-	-	-	-	-	-	EB-66C (PAF)
14	2,993	2,797	28	176	214	981	16	3,317	2,175	28	1,114	207	889	EB-66E (LOO)
-	-	-	-	-	-	-	-	-	-	-	-	-	-	EB-66E (PAF)
31	6,839	6,479	31	329	221	2,834	31	5,793	3,825	53	1,915	187	1,347	B-66 TOTAL
8	-	-	-	-	-	-	6	-	-	-	-	-	-	C-7A (LOO)
85	31,656	29,263	5	2,388	372	45,638	87	31,283	29,127	7	2,869	359	45,224	C-7A (PAF)

DOWNGRADED TO:  
UNCLASSIFIED AFTER 1 YEAR

TABLE 12 - SOUTHEAST ASIA OPERATIONAL DATA BY MISSION,

COMMAND WITHIN MISSION, DESIGN, SERIES	30 SEPTEMBER 1968							31 DECEMBER 1968						
	AVER- AGE AIR CRAFT ON HAND	FLYING HOURS				UTIL- IZA- TION RATE	SORTIES FLOWN	AVER- AGE AIR CRAFT ON HAND	FLYING HOURS				UTIL- IZA- TION RATE	SORTIES FLOWN
		Total	Combat	Combat Support	Other				Total	Combat	Combat Support	Other		
C-7 TOTAL	90	32,348	30,229	-	2,119	359	45,022	91	32,594	27,938	9	4,647	358	43,473
C-47A (LOO)	-	-	-	-	-	-	-	1	-	-	-	-	-	-
C-47A (PAF)	10	2,914	2,170	16	728	291	1,299	8	2,213	1,038	-	1,175	277	1,704
HC-47A (LOO)	-	-	-	-	-	-	-	-	-	-	-	-	-	-
HC-47A (PAF)	5	1,362	1,038	100	224	272	754	5	605	568	10	27	121	505
VC-47A (LOO)	-	-	-	-	-	-	-	-	-	-	-	-	-	-
VC-47A (PAF)	-	110	21	7	82	-	64	1	129	6	5	118	129	106
C-47D (LOO)	1	-	-	-	-	-	-	2	-	-	-	-	-	-
C-47D (PAF)	35	10,765	6,064	122	4,575	308	5,046	34	8,476	4,466	381	3,629	249	4,870
AC-47D (LOO)	1	-	-	-	-	-	-	-	-	-	-	-	-	-
AC-47D (PAF)	28	9,226	8,737	8	481	330	2,590	28	7,910	7,010	15	885	282	2,213
EC-47D (CSO)	2	356	231	54	71	178	176	2	344	275	-	69	172	200
HC-47D (PAF)	-	-	-	-	-	-	-	-	3	3	-	-	-	2
VC-47D (LOO)	1	-	-	-	-	-	-	1	-	-	-	-	-	-
VC-47D (PAF)	2	516	369	3	144	258	242	2	419	251	-	168	210	278
EC-47N (LOO)	2	-	-	-	-	-	-	2	-	-	-	-	-	-
EC-47N (PAF)	20	9,887	8,960	4	923	494	1,577	19	10,559	9,362	8	1,189	556	1,776
EC-47P (LOO)	1	-	-	-	-	-	-	1	-	-	-	-	-	-
EC-47P (PAF)	21	10,000	9,153	7	920	480	1,738	19	8,450	7,848	17	585	445	1,803
EC-47Q (PAF)	1	113	112	-	1	113	33	2	858	543	-	315	429	209
C-47 TOTAL	130	45,329	36,055	321	8,153	349	13,519	127	39,966	31,370	436	8,160	315	13,666
C-54D (PAF)	3	758	-	-	758	253	261	3	641	-	-	641	214	319
VC-54D (LOO)	-	-	-	-	-	-	-	-	-	-	-	-	-	-
VC-54D (PAF)	-	70	-	-	70	-	13	-	-	-	-	-	-	-
C-54E (PAF)	4	1,155	333	-	822	289	390	4	1,339	463	-	876	335	400
C-54G (PAF)	1	263	-	-	263	263	117	2	468	-	-	468	234	154
VC-54G (PAF)	1	74	21	-	53	74	133	1	150	12	-	138	150	132
C-54M (PAF)	-	-	-	-	-	-	-	-	-	-	-	-	-	-
C-54 TOTAL	9	2,320	354	-	1,966	258	914	10	2,598	475	-	2,123	260	1,005
C-97G (PAF)	2	322	-	-	322	161	67	2	447	-	-	447	224	77
C-97G (SAO)	-	-	-	-	-	-	-	-	-	-	-	-	-	-
HC-97G (MTG)	-	-	-	-	-	-	-	1	136	-	-	136	136	29
C-97K (SAO)	5	940	-	-	940	188	209	5	888	-	-	888	170	237
C-97 TOTAL	7	1,262	-	-	1,262	180	276	8	1,471	-	-	1,471	184	343
C-118A (PAF)	8	2,184	-	-	2,184	273	1,331	6	1,885	-	5	1,880	314	1,159
VC-118A (LOO)	-	-	-	-	-	-	-	-	49	49	-	-	-	16
VC-118A (PAF)	1	191	191	-	-	191	82	-	-	-	-	-	-	-
C-118 TOTAL	9	2,375	191	-	2,184	264	1,413	6	1,934	49	5	1,880	322	1,175
C-119G (SAC)	-	-	-	-	-	-	-	-	-	-	-	-	-	-
AC-119G (PAF)	-	-	-	-	-	-	-	-	-	-	-	-	-	-
AC-119G (SAC)	-	-	-	-	-	-	-	-	-	-	-	-	-	-
C-119 TOTAL	-	-	-	-	-	-	-	-	-	-	-	-	-	-
EC-121D (ADG)	11	3,014	1,981	12	1,021	274	307	11	3,464	1,387	-	2,077	315	106
C-121G (PAF)	-	-	-	-	-	-	-	-	-	-	-	-	-	-
EC-121R (LOO)	-	-	-	-	-	-	-	-	-	-	-	-	-	-

DOWNGRADED TO:  
UNCLASSIFIED AFTER 1 YEAR



DESIGN, SERIES INDICATING COMMAND BY QUARTER - FY 1969

AVERAGE AIR-CRAFT ON HAND	31 MARCH 1969						30 JUNE 1969						COMMAND WITHIN MISSION, DESIGN, SERIES	
	FLYING HOURS				UTILIZATION RATE	SORTIES FLOWN	FLYING HOURS				UTILIZATION RATE	SORTIES FLOWN		
	Total	Combat	Combat Support	Other			Total	Combat	Combat Support	Other				
93	31,656	29,263	5	2,388	348	45,638	93	31,283	29,127	7	2,869	336	45,224	C-7 TOTAL
2	-	-	-	-	-	-	1	-	-	-	-	-	-	C-47A (LOO)
9	1,647	978	-	677	183	1,153	18	1,723	1,149	-	574	172	1,241	C-47A (PAF)
1	-	-	-	-	-	-	1	-	-	-	-	-	-	HC-47A (LOO)
4	672	688	-	64	168	761	3	647	558	-	97	216	578	HC-47A (PAF)
-	-	-	-	-	-	-	2	-	-	-	-	-	-	VC-47A (LOO)
2	267	6	-	261	134	195	2	213	-	-	213	187	256	VC-47A (PAF)
1	-	-	-	-	-	-	2	-	-	-	-	-	-	C-47D (LOO)
35	6,814	3,322	26	3,466	195	5,848	34	6,492	3,243	62	3,187	191	5,189	C-47D (PAF)
1	-	-	-	-	-	-	1	-	-	-	-	-	-	AC-47D (LOO)
28	7,542	7,418	2	130	269	2,465	28	6,739	6,539	4	196	241	2,385	AC-47D (PAF)
2	328	289	-	39	164	197	2	356	271	-	85	178	286	AC-47D (CSD)
-	-	-	-	-	-	-	-	-	-	-	-	-	-	HC-47D (PAF)
-	-	-	-	-	-	-	-	-	-	-	-	-	-	VC-47D (LOO)
2	358	238	-	120	179	485	2	241	289	-	32	121	219	VC-47D (PAF)
2	-	-	-	-	-	-	3	8	8	-	-	3	2	EC-47N (LOO)
21	9,464	9,366	-	98	451	1,752	28	7,319	7,176	2	141	366	1,881	EC-47N (PAF)
4	-	-	-	-	-	-	3	-	-	-	-	-	-	EC-47P (LOO)
19	8,954	8,164	-	790	471	1,819	28	7,989	7,673	3	233	395	1,723	EC-47P (PAF)
6	2,398	2,355	7	28	398	728	7	2,719	2,534	-	185	388	654	EC-47Q (PAF)
139	38,436	32,728	35	5,673	277	14,587	139	34,366	29,352	71	4,943	247	14,254	C-47 TOTAL
2	498	-	-	498	245	256	2	515	-	-	515	258	221	C-54D (PAF)
-	-	-	-	-	-	-	-	-	-	-	-	-	-	VC-54D (LOO)
-	-	-	-	-	-	-	-	-	-	-	-	-	-	VC-54D (PAF)
3	536	281	-	335	179	383	3	867	285	-	582	289	391	C-54E (PAF)
2	563	-	-	563	282	286	2	431	-	-	431	216	267	C-54G (PAF)
1	284	-	-	284	284	116	1	252	-	-	252	252	84	VC-54G (PAF)
-	-	-	-	-	-	-	-	-	-	-	-	-	-	C-54M (PAF)
8	1,793	281	-	1,592	224	961	8	2,865	285	-	1,788	258	963	C-54 TOTAL
2	299	-	-	299	158	82	2	348	-	-	348	178	72	C-97G (PAF)
-	-	-	-	-	-	-	-	-	-	-	-	-	-	C-97G (SAO)
2	185	-	-	185	93	57	1	215	-	-	215	215	32	HC-97G (MTO)
5	867	-	-	867	161	386	4	971	-	-	971	243	357	C-97K (SAO)
9	1,291	-	-	1,291	143	525	7	1,539	-	-	1,539	228	488	C-97 TOTAL
7	1,698	-	2	1,688	241	1,262	6	1,688	-	23	1,657	288	1,157	C-118A (PAF)
-	-	-	-	-	-	-	-	-	-	-	-	-	-	VC-118A (LOO)
1	181	181	-	-	181	88	1	113	111	-	2	113	33	VC-118A (PAF)
8	1,871	181	2	1,688	234	1,358	7	1,793	111	23	1,659	256	1,198	C-118 TOTAL
-	-	-	-	-	-	-	-	-	-	-	-	-	-	C-119G (SAO)
14	4,195	2,291	-	1,984	388	738	18	3,298	3,237	-	53	183	984	AC-119G (PAF)
-	-	-	-	-	-	-	-	-	-	-	-	-	-	AC-119G (SAO)
14	4,195	2,291	-	1,984	388	738	18	3,298	3,237	-	53	183	984	C-119 TOTAL
11	2,629	138	-	2,491	239	265	11	1,382	-	178	1,132	118	197	EC-121D (ADD)
-	-	-	-	-	-	-	1	88	56	6	26	88	72	C-121G (PAF)
-	-	-	-	-	-	-	-	-	-	-	-	-	-	EC-121R (LOO)

DOWNGRADED TO:  
UNCLASSIFIED AFTER 1 YEAR

TABLE 12 - SOUTHEAST ASIA OPERATIONAL DATA BY MISSION,

COMMAND WITHIN MISSION, DESIGN, SERIES	30 SEPTEMBER 1968							31 DECEMBER 1968						
	AVERAGE AIR CRAFT ON HAND	FLYING HOURS				UTILIZATION RATE	SORTIES FLOWN	AVERAGE AIR CRAFT ON HAND	FLYING HOURS				UTILIZATION RATE	SORTIES FLOWN
		Total	Combat	Combat Support	Other				Total	Combat	Combat Support	Other		
EC-121R(PAF)	25	9,464	8,889	374	281	379	1,812	24	9,453	8,984	386	243	394	1,398
C-121 TOTAL	36	12,478	10,878	386	1,222	347	1,319	35	12,917	10,291	386	2,328	369	1,584
C-123B(L00)	-	-	-	-	-	-	-	-	-	-	-	-	-	-
C-123B(PAF)	9	2,466	2,427	19	22	274	3,884	7	2,158	1,761	188	281	387	2,286
UC-123B(L00)	1	-	-	-	-	-	-	1	12	12	-	-	12	2
UC-123B(PAF)	18	2,941	2,652	71	218	163	1,585	9	2,484	1,981	222	281	267	1,585
C-123K(L00)	6	-	-	-	-	-	-	4	19	19	-	-	5	20
C-123K(PAF)	51	15,681	15,448	5	148	386	22,618	51	16,358	15,886	98	446	321	23,843
NC-123K(PAF)	-	-	-	-	-	-	-	1	188	188	-	-	188	36
NC-123K(TAO)	-	-	-	-	-	-	-	-	19	19	-	-	-	4
UC-123K(L00)	-	-	-	-	-	-	-	-	-	-	-	-	-	-
UC-123K(PAF)	7	1,387	1,217	3	87	187	833	17	3,478	2,984	15	559	285	2,888
C-123 TOTAL	92	22,315	21,744	98	473	243	28,112	90	24,612	22,682	443	1,567	273	29,616
C-124C(PAF)	-	-	-	-	-	-	-	-	-	-	-	-	-	-
C-124 TOTAL	-	-	-	-	-	-	-	-	-	-	-	-	-	-
C-130A(L00)	-	-	-	-	-	-	-	-	-	-	-	-	-	-
C-130A(MTO)	-	-	-	-	-	-	-	1	25	11	5	9	25	8
C-130A(PAF)	64	16,676	18,628	186	5,958	261	12,451	65	18,883	11,788	-	6,295	277	13,879
C-130A(TAO)	-	5	5	-	-	-	-	-	1	1	-	-	-	2
AC-130A(L00)	-	-	-	-	-	-	-	-	-	-	-	-	-	-
AC-130A(PAF)	-	182	188	-	-	2	28	2	477	381	3	173	239	115
DC-130A(SAO)	-	89	-	-	89	-	34	-	-	-	-	-	-	-
JC-130A(TAO)	-	75	67	-	6	-	29	-	-	-	-	-	-	-
MC-130A(MTO)	2	388	229	68	19	154	188	1	446	198	18	238	446	119
C-130B(L00)	1	-	-	-	-	-	-	1	-	-	-	-	-	-
C-130B(PAF)	57	16,258	12,882	398	3,778	285	15,242	55	16,538	12,322	163	4,853	381	15,798
C-130B(TAO)	-	-	-	-	-	-	-	-	-	-	-	-	-	-
C-130E(L00)	1	-	-	-	-	-	-	1	-	-	-	-	-	-
C-130E(PAF)	55	27,335	16,726	26	18,583	497	22,584	50	25,121	15,378	9	9,734	502	18,139
C-130E(TAO)	13	5,423	4,966	-	457	417	6,351	9	4,241	3,987	2	332	471	4,545
DC-130E(SAO)	2	497	89	-	488	249	151	2	488	338	-	158	244	281
MC-130E(MTC)	-	-	-	-	-	-	-	2	558	22	7	529	279	242
MC-130E(MTO)	4	1,773	31	28	1,714	443	249	5	1,988	69	16	1,815	388	476
HC-130H(MTO)	6	1,278	1	28	1,241	212	261	7	1,627	-	42	1,585	232	476
HC-130H(SAO)	-	-	-	-	-	-	-	-	-	-	-	-	-	-
HC-130P(L00)	-	-	-	-	-	-	-	-	-	-	-	-	-	-
HC-130P(MTO)	18	3,989	3,342	16	551	391	764	9	3,674	3,265	9	488	488	765
HC-130P(PAF)	-	-	-	-	-	-	-	-	-	-	-	-	-	-
C-130 TOTAL	215	73,728	48,258	662	24,888	343	58,171	210	73,899	47,584	274	25,321	348	54,845
KC-135A(SAO)	84	38,488	33,919	-	4,561	458	9,587	87	33,593	28,755	-	4,838	386	7,257
RC-135C(SAO)	-	-	-	-	-	-	-	-	-	-	-	-	-	-
RC-135D(SAO)	-	-	-	-	-	-	-	-	-	-	-	-	-	-
RC-135M(SAO)	5	3,877	2,651	-	426	615	282	5	3,175	2,817	-	358	635	188
KC-135Q(SAO)	12	2,721	935	-	1,786	227	1,879	13	1,176	983	-	193	98	236
KC-135R(SAO)	-	-	-	-	-	-	-	-	-	-	-	-	-	-

DOWNGRADED TO:  
UNCLASSIFIED AFTER 1 YEAR

DESIGN, SERIES INDICATING COMMAND BY QUARTER - FY 1969

AVERAGE AIR-CRAFT ON HAND	31 MARCH 1969						30 JUNE 1969						COMMAND WITHIN MISSION, DESIGN, SERIES	
	FLYING HOURS				UTILIZATION RATE	SORTIES FLOWN	FLYING HOURS				UTILIZATION RATE	SORTIES FLOWN		
	Total	Combat	Combat Support	Other				Total	Combat	Combat Support			Other	
24	9,224	8,851	188	165	384	1,231	23	9,732	9,484	184	144	423	1,281	EC-121R(PAF)
35	11,833	8,989	188	2,656	338	1,496	35	11,122	9,548	288	1,302	318	1,478	C-121 TOTAL
-	-	-	-	-	-	-	-	-	-	-	-	-	-	C-123B(LOO)
2	672	671	-	1	336	763	-	118	109	-	1	-	68	C-123B(PAF)
1	-	-	-	-	-	-	-	-	-	-	-	-	-	UC-123B(LOO)
4	1,862	869	19	174	266	725	1	236	164	-	72	236	112	UC-123B(PAF)
3	-	-	-	-	-	-	2	-	-	-	-	-	-	C-123K(LOO)
52	16,487	16,137	4	266	316	22,135	59	17,986	17,753	8	145	383	24,422	C-123K(PAF)
2	178	174	-	4	89	69	-	114	111	-	3	-	38	NC-123K(PAF)
-	-	-	-	-	-	-	-	-	-	-	-	-	-	NC-123K(TAO)
1	-	-	-	-	-	-	3	-	-	-	-	-	-	UC-123K(LOO)
24	5,678	5,384	18	284	237	3,553	29	6,276	5,872	14	398	216	4,842	UC-123K(PAF)
89	23,997	23,235	33	729	278	27,245	94	24,642	24,889	22	611	262	29,474	C-123 TOTAL
-	-	-	-	-	-	-	-	-	-	-	-	-	-	C-124C(PAF)
-	-	-	-	-	-	-	-	-	-	-	-	-	-	C-124 TOTAL
1	42	12	9	21	42	9	1	-	-	-	-	-	-	C-138A(LOO)
63	15,732	18,428	2	5,318	258	12,575	65	15,972	9,678	-	6,382	246	12,448	C-138A(MTO)
-	-	-	-	-	-	-	-	-	-	-	-	-	-	C-138A(PAF)
5	1,798	1,848	1	749	358	546	4	1,283	1,175	1	187	321	318	C-138A(TAO)
-	-	-	-	-	-	-	1	98	21	1	76	98	38	AC-138A(LOO)
1	424	174	65	185	424	282	3	895	376	152	367	298	238	AC-138A(PAF)
55	18,767	13,156	1,684	3,927	341	16,476	58	17,596	12,422	414	4,768	383	16,622	DC-138A(SAO)
1	6	-	6	-	-	2	1	8	-	8	-	-	1	JC-138A(TAO)
58	26,134	15,282	1	18,931	451	18,189	71	38,871	17,178	11	12,898	424	22,232	WC-138A(MTO)
5	1,857	1,617	-	248	371	2,691	-	-	-	-	-	-	-	C-138B(LOO)
3	839	888	-	31	288	248	3	756	688	152	4	252	178	C-138B(PAF)
5	1,525	58	54	1,413	385	582	5	1,584	8	16	1,568	317	419	C-138B(TAO)
7	1,483	-	42	1,361	288	371	6	876	-	39	837	146	258	C-138E(LOO)
-	-	-	-	-	-	-	-	-	-	-	-	-	-	C-138E(PAF)
9	3,657	3,156	18	491	486	756	11	4,188	3,285	8	975	381	875	C-138E(LOO)
-	-	-	-	-	-	-	-	-	-	-	-	-	-	C-138E(PAF)
214	72,176	45,643	1,874	24,659	337	52,487	231	73,327	44,647	882	27,878	317	53,611	C-138 TOTAL
81	38,832	26,221	-	3,811	371	7,892	83	38,437	27,785	4	2,648	367	6,971	KC-135A(SAO)
-	-	-	-	-	-	-	-	-	-	-	-	-	-	RC-135C(SAO)
5	3,167	2,981	-	266	633	192	4	3,518	3,116	-	394	878	283	RC-135D(SAO)
14	1,221	1,854	-	167	87	285	14	1,141	948	-	193	82	228	RC-135M(SAO)
-	-	-	-	-	-	-	-	-	-	-	-	-	-	KC-135Q(SAO)
-	-	-	-	-	-	-	-	-	-	-	-	-	-	KC-135R(SAO)

DOWNGRADED TO:  
UNCLASSIFIED AFTER 1 YEAR

TABLE 12 - SOUTHEAST ASIA OPERATIONAL DATA BY MISSION,

COMMAND WITHIN MISSION, DESIGN, SERIES	30 SEPTEMBER 1968							31 DECEMBER 1968						
	AVERAGE AIR CRAFT ON HAND	FLYING HOURS				UTILIZATION RATE	SORTIES FLOWN	AVERAGE AIR CRAFT ON HAND	FLYING HOURS				UTILIZATION RATE	SORTIES FLOWN
		Total	Combat	Combat Support	Other				Total	Combat	Combat Support	Other		
C-135 TOTAL	101	44,278	37,585	-	6,773	438	10,868	105	37,944	32,555	-	5,389	381	7,673
C-140A(CSG)	3	921	455	156	310	307	391	3	974	550	151	273	325	644
C-140 TOTAL	3	921	455	156	310	307	391	3	974	550	151	273	325	644
C-141A(LOO)	-	-	-	-	-	-	-	-	-	-	-	-	-	-
C-141A(PAF)	-	-	-	-	-	-	-	-	-	-	-	-	-	-
C-141 TOTAL	-	-	-	-	-	-	-	-	-	-	-	-	-	-
F-4C (LOO)	14	-	-	-	-	-	-	12	-	-	-	-	-	-
F-4C (PAF)	57	8,521	7,554	7	960	149	5,498	52	7,211	6,707	8	496	139	4,806
RF-4C (LOO)	13	-	-	-	-	-	-	16	-	-	-	-	-	-
RF-4C (PAF)	83	12,541	11,224	91	1,226	151	6,449	79	12,120	9,856	416	1,848	153	6,395
F-4D (LOO)	6	-	-	-	-	-	-	5	-	-	-	-	-	-
F-4D (PAF)	185	26,050	22,539	211	3,302	141	16,154	185	27,327	23,452	324	3,551	148	15,733
F-4D (TAO)	-	-	-	-	-	-	-	-	-	-	-	-	-	-
F-4E (LOO)	-	-	-	-	-	-	-	-	-	-	-	-	-	-
F-4E (PAF)	-	-	-	-	-	-	-	9	2,339	1,229	-	1,110	260	695
F-4 TOTAL	358	47,112	41,317	309	5,486	132	28,101	358	48,997	41,244	748	7,005	137	27,629
F-102C(LOO)	-	-	-	-	-	-	-	9	-	-	-	-	-	-
F-102C(PAF)	75	11,786	11,168	2	616	157	7,487	64	10,045	9,773	-	272	157	6,257
F-102D(LOO)	31	-	-	-	-	-	-	27	-	-	-	-	-	-
F-102D(PAF)	176	27,667	26,420	15	1,232	157	15,074	183	28,927	26,461	4	2,462	158	18,719
F-102D(SAO)	-	-	-	-	-	-	-	-	-	-	-	-	-	-
F-102D(TAO)	1	132	125	-	7	132	86	-	-	-	-	-	-	-
F-102F(LOO)	4	-	-	-	-	-	-	5	-	-	-	-	-	-
F-102F(PAF)	22	3,571	3,323	5	243	162	1,599	24	4,941	3,736	11	1,194	206	1,864
F-102F(SAO)	-	-	-	-	-	-	-	-	-	-	-	-	-	-
F-102F(TAO)	-	41	41	-	-	-	5	-	-	-	-	-	-	-
F-100 TOTAL	309	43,197	41,077	22	2,098	140	20,251	312	43,913	39,970	15	3,928	141	26,840
RF-101C(LOO)	-	-	-	-	-	-	-	1	2	-	-	2	2	2
RF-101C(PAF)	16	2,884	2,786	-	98	180	1,308	13	6,516	2,319	-	4,197	581	1,137
RF-101C(SAO)	-	-	-	-	-	-	-	-	-	-	-	-	-	-
RF-101C(TAO)	-	-	-	-	-	-	-	-	-	-	-	-	-	-
RF-101G(SAO)	-	-	-	-	-	-	-	-	-	-	-	-	-	-
F-101 TOTAL	16	2,884	2,786	-	98	180	1,308	14	6,518	2,319	-	4,199	466	1,139
F-102A(LOO)	-	-	-	-	-	-	-	-	-	-	-	-	-	-
F-102A(PAF)	62	6,898	2,866	-	4,024	111	3,900	55	6,133	2,118	6	4,009	112	3,454
TF-102A(LOO)	-	-	-	-	-	-	-	-	-	-	-	-	-	-
TF-102A(PAF)	5	564	-	-	564	113	216	6	676	6	-	670	113	335
F-102 TOTAL	67	7,454	2,866	-	4,588	111	4,116	61	6,809	2,124	6	4,679	112	3,789
F-105D(LOO)	13	1	-	-	1	-	1	12	-	-	-	-	-	-
F-105D(PAF)	81	18,251	16,021	115	2,115	225	7,539	84	16,800	14,333	135	2,332	200	6,910
F-105D(TAO)	-	-	-	-	-	-	-	-	-	-	-	-	-	-
F-105F(LOO)	5	-	-	-	-	-	-	3	-	-	-	-	-	-

DOWNGRADED TO:  
UNCLASSIFIED AFTER 1 YEAR

DESIGN, SERIES INDICATING COMMAND BY QUARTER - FY 1969

AVERAGE AIR-CRAFT ON HAND	31 MARCH 1969						30 JUNE 1969						COMMAND WITHIN MISSION, DESIGN, SERIES	
	FLYING HOURS				UTILIZATION RATE	SORTIES FLOWN	FLYING HOURS				UTILIZATION RATE	SORTIES FLOWN		
	Total	Combat	Combat Support	Other			Total	Combat	Combat Support	Other				
182	34,428	38,176	-	4,244	344	7,569	182	35,187	31,868	4	3,235	344	7,395	C-135 TOTAL
3	868	478	192	198	287	465	4	953	486	285	262	238	548	C-140A(CSO)
3	868	478	192	198	287	465	4	953	486	285	262	238	548	C-148 TOTAL
-	-	-	-	-	-	-	-	-	-	-	-	-	-	C-141A(LOO)
-	-	-	-	-	-	-	-	-	-	-	-	-	-	C-141A(PAF)
-	-	-	-	-	-	-	-	-	-	-	-	-	-	C-141 TOTAL
8	-	-	-	-	-	-	5	-	-	-	-	-	-	F-4C (LOO)
46	6,544	5,856	11	637	141	4,485	45	6,745	5,688	2	1,143	158	4,888	F-4C (PAF)
14	-	-	-	-	-	-	4	-	-	-	-	-	-	RF-4C (LOO)
89	13,213	11,413	61	1,739	148	7,866	96	14,327	11,948	46	2,341	149	7,277	RF-4C (PAF)
9	1	1	-	-	-	-	14	2	1	-	1	-	2	F-4D (LOO)
182	27,567	25,225	125	2,217	151	15,952	174	27,842	23,569	176	3,297	155	15,868	F-4D (PAF)
-	-	-	-	-	-	-	1	-	-	-	-	-	-	F-4E (LOO)
19	3,815	3,584	-	231	281	1,562	55	18,694	8,617	2	2,875	194	5,826	F-4E (PAF)
363	51,188	46,879	197	4,824	141	29,864	394	58,818	49,727	226	8,857	149	31,373	F-4 TOTAL
15	-	-	-	-	-	-	5	-	-	-	-	-	-	F-108C(LOO)
57	9,774	8,743	-	1,031	171	5,628	28	3,379	3,384	6	69	121	2,864	F-108C(PAF)
31	7	1	-	6	-	5	31	-	-	-	-	-	-	F-108D(LOO)
176	28,782	27,524	2	1,256	164	18,858	185	27,192	26,292	-	988	147	18,181	F-108D(PAF)
-	-	-	-	-	-	-	-	-	-	-	-	-	-	F-108D(SAO)
3	-	-	-	-	-	-	4	-	-	-	-	-	-	F-108D(TAO)
26	5,885	4,658	6	429	196	2,384	22	4,153	3,988	-	245	189	1,791	F-108F(LOO)
-	-	-	-	-	-	-	-	-	-	-	-	-	-	F-108F(PAF)
-	-	-	-	-	-	-	-	-	-	-	-	-	-	F-108F(SAO)
-	-	-	-	-	-	-	-	-	-	-	-	-	-	F-108F(TAO)
388	43,648	48,918	8	2,722	142	26,787	275	34,724	33,584	6	1,214	126	22,836	F-108 TOTAL
-	-	-	-	-	-	-	1	-	-	-	-	-	-	RF-101C(LOO)
15	2,848	2,628	-	212	189	1,388	18	2,844	2,636	-	288	158	1,278	RF-101C(PAF)
-	-	-	-	-	-	-	-	-	-	-	-	-	-	RF-101C(SAO)
-	-	-	-	-	-	-	-	-	-	-	-	-	-	RF-101C(TAO)
-	-	-	-	-	-	-	-	-	-	-	-	-	-	RF-101G(SAO)
15	2,848	2,628	-	212	189	1,388	19	2,844	2,636	-	288	158	1,278	F-101 TOTAL
1	-	-	-	-	-	-	-	-	-	-	-	-	-	F-102A(LOO)
58	5,414	2,273	9	3,132	93	3,324	68	5,285	1,854	-	3,431	88	3,411	F-102A(PAF)
-	-	-	-	-	-	-	-	-	-	-	-	-	-	TF-102A(LOO)
5	583	-	-	583	117	212	5	738	25	-	713	148	246	TF-102A(PAF)
64	5,997	2,273	9	3,715	94	3,536	65	6,823	1,879	-	4,144	93	3,657	F-102 TOTAL
12	-	-	-	-	-	-	16	29	26	-	3	2	12	F-105D(LOO)
74	13,384	11,686	53	1,645	181	5,683	64	18,358	9,264	115	971	162	4,892	F-105D(PAF)
-	-	-	-	-	-	-	-	-	-	-	-	-	-	F-105D(TAO)
3	-	-	-	-	-	-	6	-	-	-	-	-	-	F-105F(LOO)

DOWNGRADED TO:  
UNCLASSIFIED AFTER 1 YEAR

TABLE 12 - SOUTHEAST ASIA OPERATIONAL DATA BY MISSION.

COMMAND WITHIN MISSION, DESIGN, SERIES	31 SEPTEMBER 1968							31 DECEMBER 1968						
	AVERAGE AIR CRAFT ON HAND	FLYING HOURS				UTILIZATION RATE	SORTIES FLOWN	AVERAGE AIR CRAFT ON HAND	FLYING HOURS				UTILIZATION RATE	SORTIES FLOWN
		Total	Combat	Combat Support	Other				Total	Combat	Combat Support	Other		
F-105F (PAF)	34	6,654	5,789	195	750	196	2,668	35	6,518	5,281	61	1,176	186	2,587
F-105F (TAO)	2	210	-	-	210	125	198	2	88	-	-	88	44	100
F-105 TOTAL	135	25,116	21,736	210	3,276	186	10,406	136	23,406	19,614	196	3,596	172	9,597
F-111A (TAO)	5	734	-	-	734	147	302	2	370	-	-	370	185	97
F-111 TOTAL	5	734	-	-	734	147	302	2	370	-	-	370	185	97
UH-1F (LOO)	-	-	-	-	-	-	-	-	-	-	-	-	-	-
UH-1F (PAF)	20	3,476	3,159	108	209	174	7,149	20	4,222	3,274	276	672	211	7,942
UH-1P (PAF)	-	-	-	-	-	-	-	-	-	-	-	-	-	-
H-1 TOTAL	20	3,476	3,159	108	209	174	7,149	20	4,222	3,274	276	672	211	7,942
CH-3C (LOO)	1	-	-	-	-	-	-	-	-	-	-	-	-	-
CH-3C (PAF)	1	106	11	73	22	106	62	2	259	26	126	107	130	308
CH-3E (LOO)	3	1	1	-	-	-	2	4	5	3	-	2	1	3
CH-3E (PAF)	13	2,397	1,219	589	589	184	1,697	12	2,441	1,166	657	618	203	2,873
CH-3E (SAO)	2	-	-	-	-	-	-	1	200	197	-	3	200	182
HH-3E (LOO)	2	-	-	-	-	-	-	2	-	-	-	-	-	-
HH-3E (MTO)	19	2,913	2,000	254	659	153	1,707	18	2,715	1,899	152	664	151	3,787
H-3 TOTAL	41	5,417	3,231	516	1,270	132	3,468	39	5,620	3,291	935	1,394	144	7,153
HH-19B (PAF)	2	173	-	-	173	87	255	2	142	-	-	142	71	1,316
UH-19B (PAF)	3	211	-	-	211	70	314	4	414	-	-	414	104	2,417
H-19 TOTAL	5	384	-	-	384	77	569	6	556	-	-	556	93	3,733
CH-34C (LOO)	-	-	-	-	-	-	-	-	-	-	-	-	-	-
UH-34D (LOO)	-	-	-	-	-	-	-	-	-	-	-	-	-	-
UH-34G (LOO)	-	-	-	-	-	-	-	-	-	-	-	-	-	-
H-34 TOTAL	-	-	-	-	-	-	-	-	-	-	-	-	-	-
HH-43B (LOO)	-	-	-	-	-	-	-	-	-	-	-	-	-	-
HH-43B (MTO)	30	2,905	1,417	2	1,486	97	5,971	29	2,745	1,344	3	1,398	95	10,421
HH-43F (MTO)	7	629	614	-	15	90	1,333	6	696	675	-	21	116	2,580
H-43 TOTAL	37	3,534	2,031	2	1,501	96	7,304	35	3,441	2,019	3	1,419	98	12,929
HH-53B (LOO)	-	-	-	-	-	-	-	-	-	-	-	-	-	-
HH-53B (MTO)	6	1,081	829	1	251	100	683	6	1,353	1,127	-	226	226	808
HH-53C (LOO)	-	-	-	-	-	-	-	-	-	-	-	-	-	-
HH-53C (MTO)	-	-	-	-	-	-	-	-	-	-	-	-	-	-
H-53 TOTAL	6	1,081	829	1	251	100	683	6	1,353	1,127	-	226	226	808
O-1E (LOO)	1	-	-	-	-	-	-	1	-	-	-	-	-	-
O-1E (PAF)	54	18,222	17,543	-	659	337	10,910	52	16,868	16,800	-	68	324	12,656
O-1F (LOO)	1	-	-	-	-	-	-	1	-	-	-	-	-	-

DOWNGRADED TO:  
UNCLASSIFIED AFTER 1 YEAR

## DESIGN, SERIES INDICATING COMMAND BY QUARTER - FY 1969

AVERAGE AIR-CRAFT ON HAND	31 MARCH 1969						30 JUNE 1969						COMMAND WITHIN MISSION, DESIGN, SERIES	
	FLYING HOURS				UTILIZATION RATE	SORTIES FLOWN	FLYING HOURS				UTILIZATION RATE	SORTIES FLOWN		
	Total	Combat	Combat Support	Other			Total	Combat	Combat Support	Other				
31	5,554	4,857	28	669	179	2,178	27	4,256	3,964	52	240	158	1,854	F-105F (PAF) F-105F (TAO)
120	18,938	16,543	81	2,314	158	7,773	113	14,635	13,254	167	1,214	130	6,758	F-105 TOTAL F-111A (TAO)
1	-	-	-	-	-	-	-	-	-	-	-	-	-	F-111 TOTAL
19	3,787	3,459	188	140	199	8,788	18	3,814	3,369	239	206	212	8,648	UH-1F (LOO) UH-1F (PAF) UH-1P (PAF)
20	3,787	3,459	188	140	189	8,788	19	3,814	3,369	239	206	201	8,648	H-1 TOTAL
1	208	31	111	66	208	347	1	134	66	40	28	134	263	CH-3C (LOO) CH-3C (PAF)
12	2,319	1,496	592	231	193	3,597	11	2,082	1,237	633	212	189	3,514	CH-3E (LOO) CH-3E (PAF)
1	360	358	-	2	360	349	2	285	264	14	7	143	235	CH-3E (SAO) CH-3E (LOO)
20	3,146	2,172	104	870	157	6,233	22	3,097	2,100	142	855	141	6,588	HH-3E (MTO)
37	6,033	4,857	807	1,169	163	10,526	38	5,598	3,667	829	1,102	147	10,600	H-3 TOTAL
2	205	-	-	205	103	1,984	2	191	-	-	191	96	1,332	HH-19B (PAF)
4	429	-	-	429	107	3,394	4	321	-	-	321	88	3,067	UH-19B (PAF)
6	634	-	-	634	106	5,378	6	512	-	-	512	85	4,399	H-19 TOTAL
-	-	-	-	-	-	-	2	-	-	-	-	-	-	CH-34C (LOO)
-	-	-	-	-	-	-	1	-	-	-	-	-	-	UH-34D (LOO)
-	-	-	-	-	-	-	3	-	-	-	-	-	-	UH-34E (LOO)
-	-	-	-	-	-	-	6	-	-	-	-	-	-	H-34 TOTAL
28	2,630	1,389	-	1,321	94	12,993	29	3,066	1,333	3	1,730	106	14,278	HH-43B (LOO) HH-43B (MTO)
6	571	553	-	18	95	2,779	6	694	679	1	14	116	2,724	HH-43F (MTO)
34	3,221	1,862	-	1,339	94	15,772	35	3,760	2,012	4	1,744	107	17,002	H-43 TOTAL
5	1,116	796	-	320	223	1,747	5	909	716	-	193	102	1,156	HH-53B (LOO) HH-53B (MTO)
2	347	286	-	141	174	519	3	691	556	-	135	230	885	HH-53C (LOO) HH-53C (MTO)
7	1,463	1,002	-	461	209	2,266	9	1,600	1,272	-	320	178	2,041	H-53 TOTAL
1	-	-	-	-	-	-	-	-	-	-	-	-	-	O-1E (LOO)
49	17,771	17,255	-	516	363	12,908	50	13,890	13,804	-	86	278	11,267	O-1E (PAF) O-1F (LOO)
1	-	-	-	-	-	-	1	-	-	-	-	-	-	

 DOWNGRADED TO:  
 UNCLASSIFIED AFTER 1 YEAR

TABLE 12 - SOUTHEAST ASIA OPERATIONAL DATA BY MISSION,

COMMAND WITHIN MISSION, DESIGN, SERIES	30 SEPTEMBER 1968							31 DECEMBER 1968						
	AVERAGE AIR CRAFT ON HAND	FLYING HOURS				UTILIZATION RATE	SORTIES FLOWN	AVERAGE AIR CRAFT ON HAND	FLYING HOURS				UTILIZATION RATE	SORTIES FLOWN
		Total	Combat	Combat Support	Other				Total	Combat	Combat Support	Other		
O-1F (PAF)	26	7,254	6,819	-	435	279	3,738	24	7,252	7,223	-	29	302	5,552
O-1G (LOO)	1	-	-	-	-	-	-	-	-	-	-	-	-	-
O-1G (PAF)	71	26,043	24,915	-	1,128	367	14,274	72	25,889	25,784	-	105	360	15,292
O-1 TOTAL	154	51,499	49,277	-	2,222	334	28,922	150	50,009	49,807	-	202	333	33,500
O-2A (LOO)	-	-	-	-	-	-	-	-	-	-	-	-	-	-
O-2A (PAF)	126	38,282	34,680	720	2,882	384	14,553	114	36,077	33,657	888	1,532	316	16,636
O-2B (PAF)	24	5,966	5,488	-	478	249	2,659	21	4,614	4,332	279	3	220	2,508
O-2 TOTAL	150	44,248	40,168	720	3,360	295	17,212	135	40,691	37,989	1,167	1,535	301	19,144
T-28D (PAF)	1	-	-	-	-	-	-	1	32	-	32	-	32	25
T-28 TOTAL	1	-	-	-	-	-	-	1	32	-	32	-	32	25
T-33A (PAF)	14	1,048	-	-	1,048	75	646	15	1,257	-	-	1,257	84	740
T-33 TOTAL	14	1,048	-	-	1,048	75	646	15	1,257	-	-	1,257	84	740
T-39A (LOO)	-	-	-	-	-	-	-	-	-	-	-	-	-	-
T-39A (PAF)	11	3,594	2,696	-	898	327	3,083	11	3,627	2,754	-	873	330	3,299
T-39 TOTAL	11	3,594	2,696	-	898	327	3,083	11	3,627	2,754	-	873	330	3,299
U-3B (LOO)	-	-	-	-	-	-	-	-	-	-	-	-	-	-
U-3B (PAF)	2	329	324	-	5	165	404	2	375	374	1	-	188	487
U-3 TOTAL	2	329	324	-	5	165	404	2	375	374	1	-	188	487
U-10B (LOO)	-	-	-	-	-	-	-	1	-	-	-	-	-	-
U-10B (PAF)	13	2,702	2,326	-	376	208	2,100	13	3,529	3,011	-	518	271	2,363
U-10D (LOO)	-	-	-	-	-	-	-	-	-	-	-	-	-	-
U-10D (PAF)	16	3,408	1,486	-	2,002	213	1,533	16	4,140	2,023	102	2,015	259	2,706
U-10 TOTAL	29	6,110	3,732	-	2,378	211	3,633	30	7,669	5,034	102	2,533	256	5,069
HU-16B (AFR)	-	-	-	-	-	-	-	-	-	-	-	-	-	-
HU-16B (LOO)	-	-	-	-	-	-	-	-	-	-	-	-	-	-
HU-16B (MTO)	1	79	-	-	79	79	34	-	-	-	-	-	-	-
U-16 TOTAL	1	79	-	-	79	79	34	-	-	-	-	-	-	-
QU-22A (PAF)	-	-	-	-	-	-	-	1	54	11	9	34	54	38
U-22 TOTAL	-	-	-	-	-	-	-	1	54	11	9	34	54	38
OV-10A (LOO)	-	-	-	-	-	-	-	-	-	-	-	-	-	-
OV-10A (PAF)	7	554	525	-	29	79	353	33	5,195	4,832	-	363	157	3,796
V-10 TOTAL	7	554	525	-	29	79	353	33	5,195	4,832	-	363	157	3,796
GRAND TOTAL	2,348	562,925	472,063	4,126	84,736	239	326,300	2,326	556,273	451,016	5,798	98,659	239	339,852

Source: Data Applications Division, Data Services Center,  
Comptroller of the Air Force

DOWNGRADED TO:  
UNCLASSIFIED AFTER 1 YEAR



DESIGN, SERIES INDICATING COMMAND BY QUARTER - FY 1969

AVERAGE AIR-CRAFT ON HAND	MARCH 1969						JUNE 1969						COMMAND WITHIN MISSION, DESIGN, SERIES	
	FLYING HOURS				UTILIZATION RATE	SORTIES FLOWN	FLYING HOURS				UTILIZATION RATE	SORTIES FLOWN		
	Total	Combat	Combat Support	Other			Total	Combat	Combat Support	Other				
22	7,128	6,912	-	216	324	5,601	21	6,659	6,591	-	68	317	5,888	0-1F (PAF)
-	-	-	-	-	-	-	-	-	-	-	-	-	-	0-1G (LOO)
68	24,471	23,995	-	476	360	14,566	68	21,330	21,178	-	152	314	13,810	0-1G (PAF)
141	49,370	48,162	-	1,208	350	33,075	140	41,879	41,573	-	306	299	30,165	0-1 TOTAL
-	-	-	-	-	-	-	-	-	-	-	-	-	-	0-2A (LOO)
119	37,377	36,399	187	791	314	19,256	129	37,832	36,209	99	1,524	293	22,444	0-2A (PAF)
23	5,719	5,323	4	392	249	3,538	22	5,193	5,181	-	12	236	3,370	0-2B (PAF)
142	43,096	41,722	191	1,183	203	22,594	151	43,025	41,390	99	1,536	285	25,814	0-2 TOTAL
-	-	-	-	-	-	-	-	-	-	-	-	-	-	T-28D (PAF)
-	-	-	-	-	-	-	-	-	-	-	-	-	-	T-28 TOTAL
15	1,113	-	-	1,113	74	966	16	1,365	-	-	1,365	85	1,006	T-33A (PAF)
-	-	-	-	-	-	-	-	-	-	-	-	-	-	T-33 TOTAL
15	1,113	-	-	1,113	74	966	16	1,365	-	-	1,365	85	1,006	T-33A (LOO)
-	-	-	-	-	-	-	1	-	-	-	-	-	-	T-39A (LOO)
11	3,625	2,982	-	723	330	3,659	11	3,834	3,008	11	815	349	3,780	T-39A (PAF)
-	-	-	-	-	-	-	-	-	-	-	-	-	-	T-39 TOTAL
11	3,625	2,982	-	723	330	3,659	12	3,834	3,008	11	815	320	3,780	T-39 TOTAL
-	-	-	-	-	-	-	-	-	-	-	-	-	-	U-3B (LOO)
2	399	396	3	-	200	626	2	303	303	-	-	152	572	U-3B (PAF)
-	-	-	-	-	-	-	-	-	-	-	-	-	-	U-3 TOTAL
2	399	396	3	-	200	626	2	303	303	-	-	152	572	U-3 TOTAL
-	-	-	-	-	-	-	-	-	-	-	-	-	-	U-10B (LOO)
14	3,252	3,138	-	114	232	2,306	12	3,019	3,013	-	6	252	1,951	U-10B (PAF)
-	-	-	-	-	-	-	-	-	-	-	-	-	-	U-10D (LOO)
18	3,629	2,892	179	1,358	202	3,319	17	3,661	2,329	97	1,235	215	3,362	U-10D (PAF)
-	-	-	-	-	-	-	-	-	-	-	-	-	-	U-10 TOTAL
32	6,881	5,230	179	1,472	215	5,625	29	6,680	5,342	97	1,241	230	5,313	U-10 TOTAL
-	-	-	-	-	-	-	-	-	-	-	-	-	-	HU-16B (AFR)
-	-	-	-	-	-	-	-	-	-	-	-	-	-	HU-16B (LOO)
-	-	-	-	-	-	-	-	-	-	-	-	-	-	HU-16B (MTD)
-	-	-	-	-	-	-	-	-	-	-	-	-	-	U-16 TOTAL
5	761	512	218	31	152	411	5	1,011	902	20	89	202	374	QU-22A (PAF)
-	-	-	-	-	-	-	-	-	-	-	-	-	-	U-22 TOTAL
5	761	512	218	31	152	411	5	1,011	902	20	89	202	374	U-22 TOTAL
1	-	-	-	-	-	-	2	-	-	-	-	-	-	OV-10A (LOO)
57	12,228	12,059	6	155	214	8,710	93	21,439	20,642	24	773	231	12,574	OV-10A (PAF)
-	-	-	-	-	-	-	-	-	-	-	-	-	-	V-10 TOTAL
58	12,228	12,059	6	155	211	8,710	95	21,439	20,642	24	773	226	12,574	V-10 TOTAL
2,353	551,393	466,960	4,268	80,165	234	359,715	2,427	537,659	458,860	3,215	75,584	222	361,214	GRAND TOTAL

DOWNGRADED TO:  
UNCLASSIFIED AFTER 1 YEAR

~~SECRET~~

(This page is unclassified.)

~~SECRET~~

~~SECRET~~

(This page is unclassified.)

UNCLASSIFIED

85

SAFETY

PART III

AIRCRAFT ACCIDENTS

INTRODUCTION

The contents of this section present statistics of aircraft accidents which occurred in the United States Air Force, the Air National Guard, and the Air Force Reserve, during FY 1969.

All rates are expressed in number of accidents per 100,000 flying hours.

Final changes to aircraft accident statistics extend over a period of several months; data presented herein are as of 1 September 1969.

DEFINITIONS

FATAL ACCIDENT - An accident in which one or more persons sustains fatal injury.

FLIGHT ACCIDENT - A mishap which results in damage to, or destruction of one or more USAF aircraft when intent for flight exists. Intent for flight is considered to exist when the engine is started for the purpose of commencing flight; it continues until the aircraft comes to rest with the engine(s), propeller(s) or rotor(s) stopped and the brakes set or wheel chocks in place.

MAJOR ACCIDENT - A major accident is one in which the aircraft is destroyed or is substantially damaged (See AFR 127-4).

MINOR ACCIDENT - A minor accident is one in which the aircraft receives minor damage as defined in AFR 127-4.

ALL OR TOTAL ACCIDENTS - Total of major and minor accidents.

UNCLASSIFIED

TABLE 13 - USAF AIRCRAFT FLIGHT ACCIDENTS, FATALITIES, AND AIRCRAFT DESTROYED, BY COMMAND, WORLD-WIDE - FY 1969

COMMAND	FLYING HOURS	ACCIDENTS						FATALITIES		AIRCRAFT DESTROYED	
		Total		Major		Fatal		Number	Rate	Number	Rate
		Number	Rate	Number	Rate	Number	Rate				
TOTAL . . . . .	7,761,646 <sup>a/</sup>	391	5.0	311	4.0	111	1.4	349	4.5	264	3.4
AEROSPACE DEFENSE COMMAND. . . . .	387,394	34	8.8	26	6.7	7	1.8	10	2.6	20	5.2
AIR FORCE COMMUNICATIONS SERVICE . . . . .	12,504	-	-	-	-	-	-	-	-	-	-
AIR FORCE LOGISTICS COMMAND. . . . .	50,595	4	7.9	1	2.0	-	-	-	-	-	-
AIR FORCE SYSTEMS COMMAND. . . . .	122,186	7	5.7	7	5.7	2	1.6	2	1.6	7	5.7
AIR TRAINING COMMAND . . . . .	1,184,331	25 <sup>b/</sup>	2.0	17 <sup>b/</sup>	1.4	6	.5	10	.8	14	1.2
AIR UNIVERSITY . . . . .	13,181	-	-	-	-	-	-	-	-	-	-
ALASKAN AIR COMMAND. . . . .	34,204	5	14.6	4	11.7	-	-	-	-	4	11.7
HEADQUARTERS COMMAND, USAF . . . . .	80,745	-	-	-	-	-	-	-	-	-	-
MILITARY AIRLIFT COMMAND . . . . .	1,224,909	15	1.2	10	.8	5	<sup>c/</sup>	37	3.0	7	.6
PACIFIC AIR FORCES . . . . .	1,901,490	123	6.5	97	5.1	39	2.1	144	7.6	83	4.4
STRATEGIC AIR COMMAND. . . . .	974,114	26	2.7	21	2.2	9	.9	67	6.9	19	2.0
TACTICAL AIR COMMAND . . . . .	903,147	85	9.4	73	8.1	30	3.3	47	5.2	65	7.2
US AIR FORCES IN EUROPE	279,139	26	9.3	24	8.6	3	1.1	5	1.8	19	6.8
US AIR FORCES SOUTHERN COMMAND . . . . .	25,221	1	4.0	1	4.0	-	-	-	-	-	-
USAF SECURITY SERVICE. . . . .	5,033	1	19.9	-	-	-	-	-	-	-	-
AIR NATIONAL GUARD . . . . .	413,306	33	8.0	24	5.8	7	1.7	12	2.9	22	5.3
AIR FORCE RESERVE. . . . .	147,885	2	1.4	2	1.4	2	1.4	14	9.5	2	1.4
USAF-AT-LARGE <sup>d/</sup> . . . . .	-	4	-	4	-	1	-	1	-	2	-

<sup>a/</sup> Includes 2,262 hours flown in bailed aircraft.

<sup>b/</sup> Includes one bailed accident which is excluded from rate computation.

<sup>c/</sup> Rate less than .5

<sup>d/</sup> Accidents which for one of several reasons are not charged to a specific command, but are included in USAF totals.

Source: Directorate of Aerospace Safety, Deputy Inspector General for Inspection and Safety, USAF

TABLE 14 - USAF AIRCRAFT FLIGHT ACCIDENTS, FATALITIES, AND AIRCRAFT DESTROYED, BY MISSION, BY COMMAND, WORLD-WIDE - FY 1969

COMMAND AND MISSION	ACCIDENTS			FATALITIES		AIRCRAFT DESTROYED
	Total	Major	Fatal	Total	Pilot	
<u>TOTAL</u> . . . . .	<u>391</u>	<u>311</u>	<u>111</u>	<u>349</u>	<u>141</u>	<u>264</u>
OPERATIONAL TRAINING - TOTAL . . . . .	179	145	54	174	75	131
STUDENT TRAINING - TOTAL . . . . .	14	9	4	7	3	6
COMBAT - TOTAL . . . . .	65	49	20	51	23	42
COMBAT CREW TRAINING - TOTAL . . . . .	23	20	9	14	10	19
PROFICIENCY TRAINING - TOTAL . . . . .	13	10	3	13	3	8
TEST - TOTAL . . . . .	1	1	1	1	1	1
MAINTENANCE TEST - TOTAL . . . . .	12	10	1	1	1	8
DIRECT TEST SUPPORT - TOTAL . . . . .	2	2	1	1	-	2
AIRCRAFT DELIVERY - TOTAL . . . . .	13	11	-	-	-	7
PERSONNEL - TOTAL . . . . .	7	5	4	14	6	5
SPECIAL - TOTAL . . . . .	1	1	-	-	-	1
SUPPORT - TOTAL . . . . .	9	8	2	20	4	5
ADMINISTRATIVE - TOTAL . . . . .	5	5	1	1	1	3
LOGISTICS - TOTAL . . . . .	2	2	1	10	2	2
MATERIEL AND SUPPLIES - TOTAL . . . . .	14	9	2	3	1	6
SCHEDULED FLIGHTS - TOTAL . . . . .	2	2	1	12	4	1
POSITIONING REPOSITIONING - TOTAL . . . . .	1	-	-	-	-	-
TRAINING AND STANDARDIZATION - TOTAL . . . . .	1	1	-	-	-	-
COMBAT SUPPORT - TOTAL . . . . .	10	8	2	2	1	6
TRAINING MISSIONS - TOTAL . . . . .	9	7	2	3	2	7
SPECIAL TRAINING - TOTAL . . . . .	1	1	-	-	-	1
OTHER - TOTAL . . . . .	3	3	2	21	3	2
UNDETERMINED - TOTAL . . . . .	4	2	1	1	1	1
<u>AEROSPACE DEFENSE COMMAND - TOTAL</u> . . . . .	<u>34</u>	<u>26</u>	<u>7</u>	<u>10</u>	<u>7</u>	<u>20</u>
Operational Training . . . . .	25	20	7	10	7	16
Combat Crew Training . . . . .	1	1	-	-	-	1
Proficiency Training . . . . .	1	-	-	-	-	-
Aircraft Delivery . . . . .	3	3	-	-	-	3
Personnel . . . . .	1	-	-	-	-	-
Support . . . . .	1	1	-	-	-	-
Administrative . . . . .	1	1	-	-	-	-
Undetermined . . . . .	1	-	-	-	-	-
<u>AIR FORCE LOGISTICS COMMAND - TOTAL</u> . . . . .	<u>4</u>	<u>1</u>	<u>-</u>	<u>-</u>	<u>-</u>	<u>-</u>
Maintenance Test . . . . .	2	-	-	-	-	-
Aircraft Delivery . . . . .	2	1	-	-	-	-
<u>AIR FORCE SYSTEMS COMMAND - TOTAL</u> . . . . .	<u>7</u>	<u>7</u>	<u>2</u>	<u>2</u>	<u>1</u>	<u>7</u>
Operational Training . . . . .	3	3	-	-	-	3
Proficiency Training . . . . .	1	1	-	-	-	1
Test . . . . .	1	1	1	1	1	1
Direct Test Support . . . . .	2	2	1	1	-	2
<u>AIR TRAINING COMMAND - TOTAL</u> . . . . .	<u>25</u>	<u>17</u>	<u>6</u>	<u>10</u>	<u>6</u>	<u>14</u>
Operational Training . . . . .	2	1	1	2	2	1
Student Training . . . . .	13	8	3	5	2	5
Maintenance Test . . . . .	1	1	-	-	-	1
Training Missions . . . . .	9	7	2	3	2	7
<u>ALASKAN AIR COMMAND - TOTAL</u> . . . . .	<u>5</u>	<u>4</u>	<u>-</u>	<u>-</u>	<u>-</u>	<u>4</u>
Operational Training . . . . .	1	1	-	-	-	2
Combat Crew Training . . . . .	1	1	-	-	-	1
Support . . . . .	1	1	-	-	-	-
Logistics . . . . .	1	1	-	-	-	1
Positioning Repositioning . . . . .	1	-	-	-	-	-

TABLE 14 -- USAF AIRCRAFT FLIGHT ACCIDENTS, FATALITIES, AND AIRCRAFT DESTROYED, BY MISSION,  
BY COMMAND, WORLD-WIDE -- FY 1969 (CONTINUED)

COMMAND AND MISSION	ACCIDENTS			FATALITIES		AIRCRAFT DESTROYED
	Total	Major	Fatal	Total	Pilot	
<u>MILITARY AIRLIFT COMMAND - TOTAL</u> . . . . .	<u>15</u>	<u>10</u>	<u>5</u>	<u>37</u>	<u>7</u>	<u>7</u>
Operational Training . . . . .	4	3	1	5	2	2
Combat . . . . .	1	-	-	-	-	-
Personnel . . . . .	1	1	-	-	-	1
Logistics . . . . .	1	1	1	10	2	1
Materiel and Supplies . . . . .	4	1	1	1	-	1
Training and Standardization . . . . .	1	1	-	-	-	-
Other . . . . .	3	3	2	21	3	2
<u>PACIFIC AIR FORCES - TOTAL</u> . . . . .	<u>123</u>	<u>97</u>	<u>39</u>	<u>144</u>	<u>55</u>	<u>83</u>
Operational Training . . . . .	31	25	13	66	23	24
Combat . . . . .	62	47	18	43	21	40
Combat Crew Training . . . . .	2	2	-	-	-	2
Maintenance Test . . . . .	1	1	1	1	1	1
Aircraft Delivery . . . . .	3	2	-	-	-	1
Support . . . . .	3	3	1	16	2	2
Administrative . . . . .	1	1	1	1	1	1
Materiel and Supplies . . . . .	6	4	1	2	1	4
Scheduled Flights . . . . .	2	2	1	12	4	1
Combat Support . . . . .	9	8	2	2	1	6
Undetermined . . . . .	3	2	1	1	1	1
<u>STRATEGIC AIR COMMAND - TOTAL</u> . . . . .	<u>26</u>	<u>21</u>	<u>9</u>	<u>67</u>	<u>15</u>	<u>19</u>
Operational Training . . . . .	16	12	6	55	11	12
Combat . . . . .	2	2	2	8	2	2
Combat Crew Training . . . . .	1	1	-	-	-	1
Proficiency Training . . . . .	3	2	-	-	-	1
Support . . . . .	2	2	1	4	2	2
Administrative . . . . .	1	1	-	-	-	1
Materiel and Supplies . . . . .	1	1	-	-	-	-
<u>TACTICAL AIR COMMAND - TOTAL</u> . . . . .	<u>85</u>	<u>73</u>	<u>30</u>	<u>47</u>	<u>37</u>	<u>65</u>
Operational Training . . . . .	50	42	18	24	21	39
Student Training . . . . .	1	1	1	2	1	1
Combat Crew Training . . . . .	18	15	9	14	10	14
Proficiency Training . . . . .	4	4	1	1	1	3
Maintenance Test . . . . .	3	3	-	-	-	3
Aircraft Delivery . . . . .	4	4	-	-	-	2
Personnel . . . . .	1	1	1	6	4	1
Support . . . . .	1	1	-	-	-	1
Materiel and Supplies . . . . .	1	1	-	-	-	-
Combat Support . . . . .	1	-	-	-	-	-
Special Training . . . . .	1	1	-	-	-	1
<u>US AIR FORCES IN EUROPE - TOTAL</u> . . . . .	<u>26</u>	<u>24</u>	<u>3</u>	<u>5</u>	<u>4</u>	<u>19</u>
Operational Training . . . . .	20	19	3	5	4	14
Maintenance Test . . . . .	2	2	-	-	-	2
Special . . . . .	1	1	-	-	-	1
Support . . . . .	1	-	-	-	-	-
Administrative . . . . .	1	1	-	-	-	1
Materiel and Supplies . . . . .	1	1	-	-	-	1
<u>US AIR FORCES SOUTHERN COMMAND - TOTAL</u> . . . . .	<u>1</u>	<u>1</u>	<u>-</u>	<u>-</u>	<u>-</u>	<u>-</u>
Materiel and Supplies . . . . .	1	1	-	-	-	-

TABLE 14 - USAF AIRCRAFT FLIGHT ACCIDENTS, FATALITIES, AND AIRCRAFT DESTROYED, BY MISSION,  
BY COMMAND, WORLD-WIDE - FY 1969 (CONTINUED)

COMMAND AND MISSION	ACCIDENTS			FATALITIES		AIRCRAFT DESTROYED
	Total	Major	Fatal	Total	Pilot	
<u>USAF SECURITY SERVICE - TOTAL</u> . . . . .	<u>1</u>	-	-	-	-	-
Personnel . . . . .	1	-	-	-	-	-
<u>AIR NATIONAL GUARD - TOTAL</u> . . . . .	<u>33</u>	<u>24</u>	<u>7</u>	<u>12</u>	<u>7</u>	<u>22</u>
Operational Training . . . . .	26	18	4	6	5	17
Proficiency Training . . . . .	2	1	1	4	-	1
Maintenance Test . . . . .	1	1	-	-	-	1
Aircraft Delivery . . . . .	1	1	-	-	-	1
Personnel . . . . .	2	2	2	2	2	2
Administrative . . . . .	1	1	-	-	-	-
<u>AIR FORCE RESERVE - TOTAL</u> . . . . .	<u>2</u>	<u>2</u>	<u>2</u>	<u>14</u>	<u>2</u>	<u>2</u>
Proficiency Training . . . . .	1	1	1	8	2	1
Personnel . . . . .	1	1	1	6	-	1
<u>USAF-AT-LARGE a/ - TOTAL</u> . . . . .	<u>4</u>	<u>4</u>	<u>1</u>	<u>1</u>	-	<u>2</u>
Operational Training . . . . .	1	1	1	1	-	1
Proficiency Training . . . . .	1	1	-	-	-	1
Maintenance Test . . . . .	2	2	-	-	-	-

a/ Accidents which for one of several reasons are not charged to a specific command, but are included in USAF totals.

Source: Directorate of Aerospace Safety, Deputy Inspector General for Inspection and Safety, USAF.

TABLE 15 - USAF AIRCRAFT FLIGHT ACCIDENTS (MAJOR AND FATAL), FATALITIES, AND AIRCRAFT DESTROYED, BY MISSION AND DESIGN AIRCRAFT, WORLD-WIDE FY 1969

MISSION AND DESIGN	FLYING HOURS	ACCIDENTS						FATALITIES		AIRCRAFT DESTROYED	
		TOTAL		MAJOR		FATAL		Number	Rate	Number	Rate
		Number	Rate	Number	Rate	Number	Rate				
<u>TOTAL</u> . . . . .	7,761,646	391	5.0	311	4.0	111	1.4	349	4.5	264	3.4
<u>ATTACK - TOTAL</u> . . . . .	108,842	16	14.7	16	14.7	7	6.4	9	8.3	12	11.0
A-1 . . . . .	66,012	9	13.6	9	13.6	5	7.6	6	9.1	8	12.1
A-7 . . . . .	486	-	-	-	-	-	-	-	-	-	-
A-26 . . . . .	15,327	3	19.6	3	19.6	1	6.5	2	13.0	2	13.0
A-37 . . . . .	27,017	4	14.8	4	14.8	1	3.7	1	3.7	2	7.4
<u>BOMBER - TOTAL</u> . . . . .	508,744	24	4.7	18	3.5	7	1.4	24	4.7	16	3.1
<u>Turbojet</u> . . . . .	508,744	24	4.7	18	3.5	7	1.4	24	4.7	16	3.1
B-45 . . . . .	120	-	-	-	-	-	-	-	-	-	-
B-47 . . . . .	15,977	-	-	-	-	-	-	-	-	-	-
B-52 . . . . .	360,792	11	3.0	7	1.9	4	1.1	18	5.0	7	1.9
B-57 . . . . .	68,185	6	8.8	5	7.3	1	1.5	2	2.9	3	4.4
B-58 . . . . .	24,810	3	12.1	3	12.1	-	-	-	-	3	12.1
B-66 . . . . .	38,860	4	10.3	3	7.7	2	5.1	4	10.3	3	7.7
<u>CARGO - TOTAL</u> . . . . .	3,382,403	61	1.8	42	1.2	18	.5	190	5.6	31	.9
<u>Turbojet</u> . . . . .	1,174,892	10	.8	7	.6	5	a/	49	4.2	7	.6
C-5 . . . . .	24	-	-	-	-	-	-	-	-	-	-
C-6 . . . . .	740	-	-	-	-	-	-	-	-	-	-
C-9 . . . . .	8,429	-	-	-	-	-	-	-	-	-	-
C-135 . . . . .	482,051	7	1.5	7	1.5	5	1.0	49	10.2	7	1.5
C-137 . . . . .	2,276	-	-	-	-	-	-	-	-	-	-
C-140 . . . . .	12,250	-	-	-	-	-	-	-	-	-	-
C-141 . . . . .	669,122	3	a/	-	-	-	-	-	-	-	-
<u>Turboprop</u> . . . . .	616,268	14	2.3	10	1.6	2	a/	25	4.1	3	.5
C-130 . . . . .	552,950	13	2.4	9	1.6	2	a/	25	4.5	3	.5
C-133 . . . . .	63,318	1	1.6	1	1.6	-	-	-	-	-	-
<u>Reciprocating</u> . . . . .	1,591,243	37	2.3	25	1.6	11	.7	116	7.3	21	1.3
C-7 . . . . .	138,911	5	3.6	5	3.6	2	1.4	27	19.4	5	3.6
C-47/C-117 . . . . .	272,118	9	3.3	8	2.9	2	.7	26	9.6	5	1.8
C-54 . . . . .	85,382	1	1.2	1	1.2	-	-	-	-	-	-
C-97 . . . . .	106,540	3	2.8	1	.9	1	.9	4	3.8	1	.9
C-118 . . . . .	71,927	1	1.4	1	1.4	-	-	-	-	1	1.4
C-119 . . . . .	85,821	2	2.3	2	2.3	2	2.3	14	16.3	2	2.3
C-121 . . . . .	133,774	5	3.7	2	1.5	1	.7	18	13.5	2	1.5
C-123 . . . . .	123,060	8	6.5	3	2.4	1	.8	16	13.0	3	2.4
C-124 . . . . .	314,852	3	1.0	2	.6	2	.6	11	3.5	2	.6
C-131/T-29 . . . . .	258,858	-	-	-	-	-	-	-	-	-	-
<u>FIGHTER - TOTAL</u> . . . . .	1,531,801	202	13.2	166	10.8	54	3.5	75	4.9	147	9.6
F-4 . . . . .	594,694	57	9.6	46	7.7	21	3.5	36	6.1	37	6.2
F-5 . . . . .	7,159	3	41.9	2	27.9	1	14.0	2	27.9	2	27.9
F-84 . . . . .	71,033	12	16.9	10	14.1	1	1.4	1	1.4	10	14.1
F-86F . . . . .	195	-	-	-	-	-	-	-	-	-	-
F-86H . . . . .	9,275	1	10.8	1	10.8	-	-	-	-	1	10.8
F-89 . . . . .	8,275	2	24.2	1	12.1	1	12.1	2	24.2	1	12.1
F-100 . . . . .	328,199	44	13.4	36	11.0	8	2.4	9	2.7	33	10.1
F-101 . . . . .	88,026	19	21.6	18	20.4	6	6.8	7	8.0	14	15.9
F-102 . . . . .	181,513	14	7.7	9	5.0	2	1.1	2	1.1	10	5.5
F-104 . . . . .	33,325	14	42.0	14	42.0	5	15.0	5	15.0	11	33.0
F-105 . . . . .	123,492	23	18.6	18	14.6	6	4.9	6	4.9	18	14.6
F-106 . . . . .	63,028	6	9.5	6	9.5	2	3.2	3	4.8	6	9.5
F-111 . . . . .	23,587	7	29.7	5	21.2	1	4.2	2	8.5	4	17.0



TABLE 15 - USAF AIRCRAFT FLIGHT ACCIDENTS (MAJOR AND FATAL), FATALITIES, AND AIRCRAFT DESTROYED, BY MISSION AND DESIGN AIRCRAFT, WORLD-WIDE - FY 1969 (CONTINUED)

MISSION AND DESIGN	FLYING HOURS	ACCIDENTS						FATALITIES		AIRCRAFT DESTROYED	
		TOTAL		MAJOR		FATAL		Number	Rate	Number	Rate
		Number	Rate	Number	Rate	Number	Rate				
<u>TRAINER - TOTAL</u> . . . . .	<u>1,482,904</u>	<u>44</u>	<u>3.0</u>	<u>37</u>	<u>2.5</u>	<u>13</u>	<u>.9</u>	<u>24</u>	<u>1.6</u>	<u>33</u>	<u>2.2</u>
<u>Turbojet</u> . . . . .	<u>1,427,526</u>	<u>37</u>	<u>2.6</u>	<u>32</u>	<u>2.2</u>	<u>13</u>	<u>.9</u>	<u>24</u>	<u>1.7</u>	<u>32</u>	<u>2.2</u>
T-33 . . . . .	265,015	17	6.4	16	6.0	6	2.3	8	3.0	16	6.0
T-37 . . . . .	471,499	6	1.3	5	1.1	3	.6	5	1.1	5	1.1
T-38 . . . . .	539,161	11	2.0	8	1.5	3	.6	5	.9	8	1.5
T-39 . . . . .	151,851	3	2.0	3	2.0	1	.7	6	4.0	3	2.0
<u>Reciprocating</u> . . . . .	<u>55,378</u>	<u>7</u>	<u>12.6</u>	<u>5</u>	<u>9.0</u>	-	-	-	-	<u>1</u>	<u>1.8</u>
T-28 . . . . .	31,934	3	9.4	2	6.3	-	-	-	-	-	3.1
T-41 . . . . .	23,444	4	17.1	3	12.8	-	-	-	-	-	-
<u>UTILITY - TOTAL</u> . . . . .	<u>535,315</u>	<u>30</u>	<u>5.6</u>	<u>22</u>	<u>4.1</u>	<u>9</u>	<u>1.7</u>	<u>13</u>	<u>2.4</u>	<u>18</u>	<u>3.4</u>
O-1 . . . . .	200,842	7	3.5	6	3.0	1	.5	1	.5	3	1.5
O-2 . . . . .	188,722	9	4.8	8	4.2	4	2.1	6	3.2	8	4.2
OV-10 . . . . .	52,776	7	13.3	5	9.5	3	5.7	4	7.6	5	9.5
U-1 . . . . .	707	1	141.4	1	141.4	-	-	-	-	-	-
U-3 . . . . .	31,601	1	3.2	-	-	-	-	-	-	-	-
U-4 . . . . .	698	-	-	-	-	-	-	-	-	-	-
U-6 . . . . .	5,382	-	-	-	-	-	-	-	-	-	-
U-10 . . . . .	40,126	3	7.5	1	2.5	1	2.5	2	5.0	1	2.5
U-16 . . . . .	12,322	1	8.1	-	-	-	-	-	-	-	-
U-22 . . . . .	2,139	1	46.8	1	46.8	-	-	-	-	1	46.8
<u>HELICOPTER - TOTAL</u> . . . . .	<u>210,881</u>	<u>13</u>	<u>6.2</u>	<u>9</u>	<u>4.3</u>	<u>3</u>	<u>1.4</u>	<u>14</u>	<u>6.6</u>	<u>6</u>	<u>2.8</u>
<u>Turborotor</u> . . . . .	<u>194,275</u>	<u>11</u>	<u>5.7</u>	<u>7</u>	<u>3.6</u>	<u>3</u>	<u>1.5</u>	<u>14</u>	<u>7.2</u>	<u>4</u>	<u>2.1</u>
H-1 . . . . .	92,464	2	2.2	2	2.2	-	-	-	-	1	1.1
H-3 . . . . .	45,208	4	8.8	1	2.2	1	2.2	1	2.2	1	2.2
H-43 . . . . .	48,871	4	8.2	3	6.1	2	4.1	13	26.6	2	4.1
H-53 . . . . .	7,732	1	12.9	1	12.9	-	-	-	-	-	-
<u>Reciprocating</u> . . . . .	<u>16,606</u>	<u>2</u>	<u>12.0</u>	<u>2</u>	<u>12.0</u>	-	-	-	-	<u>2</u>	<u>12.0</u>
H-13 . . . . .	676	-	-	-	-	-	-	-	-	-	-
H-19 . . . . .	5,361	1	18.7	1	18.7	-	-	-	-	1	18.7
H-21 . . . . .	10,569	1	9.5	1	9.5	-	-	-	-	1	9.5
<u>OTHER - TOTAL</u> . . . . .	<u>756</u>	<u>1</u>	<u>132.3</u>	<u>1</u>	<u>132.3</u>	-	-	-	-	<u>1</u>	<u>132.3</u>

a/ Rate less than .5

Source: Directorate of Aerospace Safety, Deputy Inspector General for Inspection and Safety, USAF

TABLE 16 -- MAJOR AIRCRAFT FLIGHT ACCIDENTS, BY MISSION AND DESIGN AIRCRAFT, BY CAUSE FACTOR, WORLD-WIDE -- FY 1969

MISSION AND DESIGN	MAJOR ACCIDENT TOTAL	CAUSE FACTORS a/											
		Pilot Error		Supervisor Personnel		Maintenance Personnel		Materiel Failure		Other b/		Unde-termined	
		Pri- mary	All	Pri- mary	All	Pri- mary	All	Pri- mary	All	Pri- mary	All	Pri- mary	All
<u>TOTAL</u> . . . . .	311	130	174	20	73	12	39	92	144	25	177	32	32
<u>ATTACK - TOTAL</u> . . . . .	16	6	8	-	3	1	3	5	9	2	16	2	2
A-1 . . . . .	9	2	3	-	1	-	1	3	6	2	6	2	2
A-26 . . . . .	3	1	2	-	-	-	1	1	2	-	4	-	-
A-37 . . . . .	4	3	3	-	2	-	1	1	1	-	6	-	-
<u>BOMBER - TOTAL</u> . . . . .	18	5	2	2	4	-	1	8	2	1	13	2	2
<u>Turbojet</u> . . . . .	18	5	2	2	4	-	1	8	2	1	13	2	2
B-52 . . . . .	7	3	5	2	3	-	1	1	2	1	5	1	1
B-57 . . . . .	5	1	3	-	-	-	-	3	3	1	5	-	-
B-58 . . . . .	3	-	-	-	1	-	-	2	2	-	-	1	1
B-66 . . . . .	3	1	1	-	-	-	-	2	2	-	3	-	-
<u>CARGO - TOTAL</u> . . . . .	42	20	31	10	16	-	1	7	13	3	39	2	2
<u>Turbojet</u> . . . . .	7	3	4	-	1	-	-	2	4	1	3	1	1
C-135 . . . . .	7	3	4	-	1	-	-	2	4	1	3	1	1
<u>Turboprop.</u> . . . . .	10	3	8	5	6	-	-	1	3	1	14	-	-
C-130 . . . . .	9	3	7	4	5	-	-	1	2	1	13	-	-
C-133 . . . . .	1	-	1	1	1	-	-	-	1	-	1	-	-
<u>Reciprocating</u> . . . . .	25	14	19	5	9	-	1	4	6	1	22	1	1
C-7 . . . . .	5	3	5	1	1	-	-	-	-	1	4	-	-
C-47/C-117 . . . . .	8	3	4	1	2	-	1	3	3	-	2	1	1
C-54 . . . . .	1	1	1	-	1	-	-	-	-	-	1	-	-
C-97 . . . . .	1	1	1	-	-	-	-	-	-	-	2	-	-
C-118 . . . . .	1	1	1	-	-	-	-	-	-	-	1	-	-
C-119 . . . . .	2	2	2	-	1	-	-	-	2	-	3	-	-
C-121 . . . . .	2	1	2	1	1	-	-	-	-	-	3	-	-
C-123 . . . . .	3	-	1	2	3	-	-	1	1	-	3	-	-
C-124 . . . . .	2	2	2	-	-	-	-	-	-	-	3	-	-
<u>FIGHTER - TOTAL</u> . . . . .	166	65	84	3	32	9	28	55	90	11	70	23	23
F-4 . . . . .	48	20	28	1	9	2	7	15	24	-	20	8	8
F-5 . . . . .	2	1	1	-	1	-	-	1	1	-	-	-	-
F-84 . . . . .	10	5	7	-	3	-	1	3	6	2	6	-	-
F-86H . . . . .	1	-	-	-	-	-	-	1	1	-	-	-	-
F-89 . . . . .	1	1	1	-	-	-	-	-	-	-	-	-	-
F-100 . . . . .	36	13	15	1	4	3	5	13	22	3	10	3	3
F-101 . . . . .	18	5	7	1	2	3	9	3	8	1	9	5	5
F-102 . . . . .	9	4	5	-	2	1	2	3	4	1	8	-	-
F-104 . . . . .	14	5	5	-	4	-	2	8	9	-	5	1	1
F-105 . . . . .	18	9	10	-	5	-	2	5	10	1	4	3	3
F-106 . . . . .	6	1	2	-	-	-	-	2	2	1	4	2	2
F-111 . . . . .	5	1	3	-	2	-	-	1	3	2	4	1	1
<u>TRAINER - TOTAL</u> . . . . .	37	15	21	5	9	2	4	9	12	5	22	1	1
<u>Turbojet</u> . . . . .	32	14	18	5	7	2	3	7	10	3	18	1	1
T-33 . . . . .	16	6	8	4	6	1	2	4	5	1	12	-	-
T-37 . . . . .	5	3	3	-	-	-	-	2	2	-	-	-	-
T-38 . . . . .	8	3	4	1	1	1	1	1	3	1	1	1	1
T-39 . . . . .	3	2	3	-	-	-	-	-	-	1	5	-	-

TABLE 16 - MAJOR AIRCRAFT FLIGHT ACCIDENTS, BY MISSION AND DESIGN AIRCRAFT, BY CAUSE FACTOR, WORLD-WIDE - FY 1969 (CONTINUED)

MISSION AND DESIGN	MAJOR ACCIDENT TOTAL	CAUSE FACTORS <sup>a/</sup>											
		Pilot Error		Supervisor Personnel		Maintenance Personnel		Materiel Failure		Other <sup>b/</sup>		Undetermined	
		Primary	All	Primary	All	Primary	All	Primary	All	Primary	All	Primary	All
<u>TRAINER - TOTAL (Continued)</u> . . . . .													
<u>Reciprocating</u> . . . . .	5	1	3	-	2	-	1	2	2	2	4	-	-
T-28 . . . . .	2	-	-	-	-	-	1	2	2	-	-	-	-
T-41 . . . . .	3	1	3	-	2	-	-	-	-	2	4	-	-
<u>UTILITY - TOTAL</u> . . . . .	22	17	18	-	8	-	2	4	6	1	10	-	-
O-1 . . . . .	6	5	5	-	2	-	-	1	1	-	1	-	-
O-2 . . . . .	8	7	7	-	4	-	2	1	1	1	4	-	-
OV-10 . . . . .	5	4	5	-	1	-	-	1	2	-	5	-	-
U-1 . . . . .	1	-	-	-	-	-	-	1	1	-	-	-	-
U-10 . . . . .	1	1	1	-	1	-	-	-	-	-	-	-	-
U-22 . . . . .	1	-	-	-	-	-	-	1	1	-	-	-	-
<u>HELICOPTER - TOTAL</u> . . . . .	9	2	2	-	1	-	-	3	4	2	7	2	2
<u>Turborotor</u> . . . . .	7	1	1	-	1	-	-	3	4	2	7	1	1
H-1 . . . . .	2	-	-	-	-	-	-	1	1	1	2	-	-
H-3 . . . . .	1	1	1	-	1	-	-	-	-	-	2	-	-
H-43 . . . . .	3	-	-	-	-	-	-	2	3	1	3	-	-
H-53 . . . . .	1	-	-	-	-	-	-	-	-	-	-	1	1
<u>Reciprocating</u> . . . . .	2	1	1	-	-	-	-	-	-	-	-	1	1
H-19 . . . . .	1	1	1	-	-	-	-	-	-	-	-	-	-
H-21 . . . . .	1	-	-	-	-	-	-	-	-	-	-	1	1
<u>OTHER - TOTAL</u> . . . . .	1	-	1	-	-	-	-	1	1	-	-	-	-

a/ There is only one primary cause factor per accident. Since many accidents have multiple causes the total of "all" causes may exceed the total of major accidents.

b/ Includes other crew member errors, other personnel, miscellaneous unsafe conditions, weather, and airbase and airways.

Source: Directorate of Aerospace Safety, Deputy Inspector General for Inspection and Safety, USAF.

TABLE 17 — MAJOR AIRCRAFT FLIGHT ACCIDENTS, BY MISSION AND DESIGN AIRCRAFT, BY PHASE OF OPERATION, WORLD-WIDE — FY 1969

MISSION AND DESIGN	MAJOR ACCIDENTS	PHASE OF OPERATION					
		Engines Running Not Taxiing	Taxiing	Take-Off	In Flight	Landing	Go Around
<u>TOTAL</u> . . . . .	<u>311</u>	<u>4</u>	<u>4</u>	<u>23</u>	<u>150</u>	<u>87</u>	<u>13</u>
<u>ATTACK - TOTAL</u> . . . . .	<u>16</u>	<u>1</u>	-	<u>4</u>	<u>7</u>	<u>3</u>	<u>1</u>
A-1 . . . . .	9	-	-	1	6	2	-
A-26 . . . . .	3	-	-	1	-	1	1
A-37 . . . . .	4	1	-	2	1	-	-
<u>BOMBER - TOTAL</u> . . . . .	<u>18</u>	-	<u>1</u>	<u>7</u>	<u>5</u>	<u>4</u>	<u>1</u>
<u>Turbojet</u> . . . . .	<u>18</u>	-	<u>1</u>	<u>7</u>	<u>5</u>	<u>4</u>	<u>1</u>
B-52 . . . . .	7	-	1	3	2	1	-
B-57 . . . . .	5	-	-	3	-	1	1
B-58 . . . . .	3	-	-	-	2	1	-
B-66 . . . . .	3	-	-	1	1	1	-
<u>CARGO - TOTAL</u> . . . . .	<u>42</u>	-	-	<u>9</u>	<u>11</u>	<u>19</u>	<u>3</u>
<u>Turbojet</u> . . . . .	<u>7</u>	-	-	<u>2</u>	<u>3</u>	<u>1</u>	<u>1</u>
C-135 . . . . .	7	-	-	2	3	1	1
<u>Turboprop</u> . . . . .	<u>10</u>	-	-	-	<u>2</u>	<u>8</u>	-
C-130 . . . . .	9	-	-	-	2	7	-
C-133 . . . . .	1	-	-	-	-	1	-
<u>Reciprocating</u> . . . . .	<u>25</u>	-	-	<u>7</u>	<u>6</u>	<u>10</u>	<u>2</u>
C-7 . . . . .	5	-	-	1	1	2	1
C-47/C-117 . . . . .	8	-	-	3	3	2	-
C-54 . . . . .	1	-	-	-	-	1	-
C-97 . . . . .	1	-	-	-	-	1	-
C-118 . . . . .	1	-	-	-	-	1	-
C-119 . . . . .	2	-	-	1	1	-	-
C-121 . . . . .	2	-	-	1	-	1	-
C-123 . . . . .	3	-	-	1	-	1	1
C-124 . . . . .	2	-	-	-	1	1	-
<u>FIGHTER - TOTAL</u> . . . . .	<u>166</u>	<u>3</u>	-	<u>21</u>	<u>96</u>	<u>41</u>	<u>5</u>
F-4 . . . . .	46	1	-	6	24	14	1
F-5 . . . . .	2	-	-	-	2	-	-
F-84 . . . . .	10	-	-	3	4	3	-
F-86H . . . . .	1	1	-	-	-	-	-
F-89 . . . . .	1	-	-	-	1	-	-
F-100 . . . . .	36	-	-	3	24	8	1
F-101 . . . . .	18	-	-	6	8	4	-
F-102 . . . . .	9	-	-	1	6	2	-
F-104 . . . . .	14	-	-	1	6	5	2
F-105 . . . . .	18	1	-	1	13	2	1
F-106 . . . . .	6	-	-	-	4	2	-
F-111 . . . . .	5	-	-	-	4	1	-

TABLE 17 — MAJOR AIRCRAFT FLIGHT ACCIDENTS, BY MISSION AND DESIGN AIRCRAFT, BY PHASE OF OPERATION, WORLD-WIDE — FY 1969 (CONTINUED)

MISSION AND DESIGN	MAJOR ACCIDENTS	PHASE OF OPERATION					
		Engines Running Not Taxiing	Taxiing	Take-Off	In Flight	Landing	Go Around
<u>TRAINER - TOTAL</u> . . . . .	<u>37</u>	-	<u>2</u>	<u>5</u>	<u>16</u>	<u>12</u>	<u>2</u>
<u>Turbojet</u> . . . . .	<u>32</u>	-	-	<u>5</u>	<u>14</u>	<u>11</u>	<u>2</u>
T-33 . . . . .	16	-	-	3	5	7	1
T-37 . . . . .	5	-	-	1	4	-	-
T-38 . . . . .	8	-	-	1	4	2	1
T-39 . . . . .	3	-	-	-	1	2	-
<u>Reciprocating</u> . . . . .	<u>5</u>	-	<u>2</u>	-	<u>2</u>	<u>1</u>	-
T-28 . . . . .	2	-	-	-	2	-	-
T-41 . . . . .	3	-	2	-	-	1	-
<u>UTILITY - TOTAL</u> . . . . .	<u>22</u>	-	<u>1</u>	<u>6</u>	<u>9</u>	<u>5</u>	<u>1</u>
O-1 . . . . .	6	-	1	2	2	-	1
O-2 . . . . .	8	-	-	2	2	4	-
OV-10 . . . . .	5	-	-	2	3	-	-
U-1 . . . . .	1	-	-	-	-	1	-
U-10 . . . . .	1	-	-	-	1	-	-
U-22 . . . . .	1	-	-	-	1	-	-
<u>HELICOPTER - TOTAL</u> . . . . .	<u>9</u>	-	-	<u>1</u>	<u>5</u>	<u>3</u>	-
<u>Turborotor</u> . . . . .	<u>7</u>	-	-	-	<u>4</u>	<u>3</u>	-
H-1 . . . . .	2	-	-	-	1	1	-
H-3 . . . . .	1	-	-	-	-	1	-
H-43 . . . . .	3	-	-	-	3	-	-
H-53 . . . . .	1	-	-	-	-	1	-
<u>Reciprocating</u> . . . . .	<u>2</u>	-	-	<u>1</u>	<u>1</u>	-	-
H-19 . . . . .	1	-	-	1	-	-	-
H-21 . . . . .	1	-	-	-	1	-	-
<u>OTHER - TOTAL</u> . . . . .	<u>1</u>	-	-	-	<u>1</u>	-	-

Source: Directorate of Aerospace Safety, Deputy Inspector General for Inspection and Safety, USAF

TABLE 18 — PERSONNEL FATALITIES AND INJURIES IN AIRCRAFT ACCIDENTS, BY MISSION AND DESIGN AIRCRAFT, WORLD-WIDE — FY 1969

MISSION AND DESIGN	ALL PERSONNEL INJURIES				USAF RATED PERSONNEL INJURIES			
	Total	Fatal	Major	Minor	Total	Fatal	Major	Minor
<u>TOTAL</u> . . . . .	<u>542</u>	<u>349</u>	<u>156</u>	<u>37</u>	<u>291</u>	<u>178</u>	<u>84</u>	<u>29</u>
<u>ATTACK - TOTAL</u> . . . . .	<u>10</u>	<u>2</u>	<u>1</u>	<u>-</u>	<u>8</u>	<u>7</u>	<u>1</u>	<u>-</u>
A-1. . . . .	7	6	1	-	6	5	1	-
A-26 . . . . .	2	2	-	-	2	2	-	-
A-37 . . . . .	1	1	-	-	-	-	-	-
<u>BOMBER - TOTAL</u> . . . . .	<u>36</u>	<u>24</u>	<u>2</u>	<u>7</u>	<u>28</u>	<u>17</u>	<u>2</u>	<u>6</u>
<u>Turbojet</u> . . . . .	<u>36</u>	<u>24</u>	<u>2</u>	<u>7</u>	<u>28</u>	<u>17</u>	<u>2</u>	<u>6</u>
B-52 . . . . .	27	18	4	5	19	11	4	4
B-57 . . . . .	4	2	1	1	4	2	1	1
B-66 . . . . .	5	4	-	1	5	4	-	1
<u>CARGO - TOTAL</u> . . . . .	<u>267</u>	<u>190</u>	<u>69</u>	<u>8</u>	<u>68</u>	<u>57</u>	<u>9</u>	<u>2</u>
<u>Turbojet</u> . . . . .	<u>64</u>	<u>49</u>	<u>12</u>	<u>3</u>	<u>20</u>	<u>17</u>	<u>2</u>	<u>1</u>
C-135. . . . .	64	49	12	3	20	17	2	1
<u>Turboprop.</u> . . . . .	<u>27</u>	<u>25</u>	<u>2</u>	<u>-</u>	<u>8</u>	<u>8</u>	<u>-</u>	<u>-</u>
C-130. . . . .	27	25	2	-	8	8	-	-
<u>Reciprocating.</u> . . . . .	<u>176</u>	<u>116</u>	<u>55</u>	<u>5</u>	<u>40</u>	<u>32</u>	<u>7</u>	<u>1</u>
C-7. . . . .	36	27	8	1	11	5	5	1
C-47/C-117 . . . . .	27	26	1	-	12	11	1	-
C-97 . . . . .	10	4	6	-	1	-	1	-
C-119. . . . .	22	14	7	1	4	4	-	-
C-121. . . . .	20	18	2	-	5	5	-	-
C-123. . . . .	50	16	31	3	2	2	-	-
C-124. . . . .	11	11	-	-	5	5	-	-
<u>FIGHTER - TOTAL</u> . . . . .	<u>144</u>	<u>75</u>	<u>54</u>	<u>15</u>	<u>133</u>	<u>68</u>	<u>50</u>	<u>15</u>
F-4. . . . .	57	36	19	2	51	32	17	2
F-5. . . . .	3	2	-	1	3	2	-	1
F-84 . . . . .	7	1	5	1	7	1	5	1
F-89 . . . . .	3	2	1	-	3	2	1	-
F-100. . . . .	19	9	7	3	19	9	7	3
F-101. . . . .	16	7	6	3	16	7	6	3
F-102. . . . .	7	2	5	-	7	2	5	-
F-104. . . . .	8	5	3	-	5	2	3	-
F-105. . . . .	15	6	5	4	14	6	4	4
F-106. . . . .	6	3	2	1	6	3	2	1
F-111. . . . .	3	2	1	-	2	2	-	-

TABLE 18 - PERSONNEL FATALITIES AND INJURIES IN AIRCRAFT ACCIDENTS, BY MISSION AND DESIGN AIRCRAFT, WORLD-WIDE - FY 1969 (CONTINUED)

MISSION AND DESIGN	ALL PERSONNEL INJURIES				USAF RATED PERSONNEL INJURIES			
	Total	Fatal	Major	Minor	Total	Fatal	Major	Minor
<u>TRAINER - TOTAL</u> . . . . .	<u>42</u>	<u>24</u>	<u>13</u>	<u>5</u>	<u>31</u>	<u>16</u>	<u>10</u>	<u>5</u>
<u>Turbojet</u> . . . . .	<u>42</u>	<u>24</u>	<u>13</u>	<u>5</u>	<u>31</u>	<u>16</u>	<u>10</u>	<u>5</u>
T-33. . . . .	20	8	8	4	17	6	7	4
T-37. . . . .	5	5	-	-	3	3	-	-
T-38. . . . .	8	5	2	1	5	3	1	1
T-39. . . . .	9	6	3	-	6	4	2	-
<u>UTILITY - TOTAL</u> . . . . .	<u>19</u>	<u>13</u>	<u>5</u>	<u>1</u>	<u>16</u>	<u>10</u>	<u>5</u>	<u>1</u>
O-1 . . . . .	4	1	3	-	4	1	3	-
O-2 . . . . .	8	6	1	1	7	5	1	1
OV-10 . . . . .	5	4	1	-	3	2	1	-
U-10. . . . .	2	2	-	-	2	2	-	-
<u>HELICOPTER - TOTAL</u> . . . . .	<u>23</u>	<u>14</u>	<u>8</u>	<u>1</u>	<u>7</u>	<u>3</u>	<u>4</u>	<u>-</u>
<u>Turborotor</u> . . . . .	<u>22</u>	<u>14</u>	<u>7</u>	<u>1</u>	<u>6</u>	<u>3</u>	<u>3</u>	<u>-</u>
H-1 . . . . .	2	-	1	1	1	-	1	-
H-3 . . . . .	7	1	6	-	2	-	2	-
H-43. . . . .	13	13	-	-	3	3	-	-
<u>Reciprocating</u> . . . . .	<u>1</u>	<u>-</u>	<u>1</u>	<u>-</u>	<u>1</u>	<u>-</u>	<u>1</u>	<u>-</u>
H-19. . . . .	1	-	1	-	1	-	1	-
<u>OTHER - TOTAL</u> . . . . .	<u>1</u>	<u>-</u>	<u>1</u>	<u>-</u>	<u>-</u>	<u>-</u>	<u>-</u>	<u>-</u>

Source: Directorate of Aerospace Safety, Deputy Inspector General for Inspection and Safety, USAF

TABLE 19 -- SOUTHEAST ASIA AIRCRAFT FLIGHT ACCIDENTS -- FY 1969 AND FY 1968

TYPE AND MODEL	MAJOR ACCIDENTS		MINOR ACCIDENTS		ALL ACCIDENTS		FATAL ACCIDENTS		ALL FATALITIES		PILOT FATALITIES		AIRCRAFT DESTROYED	
	1969	1968	1969	1968	1969	1968	1969	1968	1969	1968	1969	1968	1969	1968
<u>AIRCRAFT - TOTAL</u> . . . . .	<u>84</u>	<u>111</u>	<u>26</u>	<u>27</u>	<u>110</u>	<u>138</u>	<u>32</u>	<u>38</u>	<u>127</u>	<u>138</u>	<u>45</u>	<u>40</u>	<u>69</u>	<u>92</u>
<u>ATTACK - TOTAL</u> . . . . .	<u>10</u>	<u>5</u>	-	<u>4</u>	<u>10</u>	<u>9</u>	<u>5</u>	<u>4</u>	<u>6</u>	<u>4</u>	<u>4</u>	<u>3</u>	<u>7</u>	<u>4</u>
A-1 . . . . .	6	4	-	2	6	6	4	3	4	3	3	2	5	3
A-26 . . . . .	2	-	-	2	2	2	1	-	2	-	1	-	1	-
A-37 . . . . .	2	1	-	-	2	1	-	1	-	1	-	1	1	1
<u>BOMBER - TOTAL</u> . . . . .	<u>4</u>	<u>5</u>	-	-	<u>4</u>	<u>5</u>	<u>1</u>	<u>4</u>	<u>3</u>	<u>19</u>	<u>1</u>	<u>5</u>	<u>3</u>	<u>6</u>
B-52 . . . . .	-	2	-	-	-	2	-	2	-	11	-	3	-	3
B-57 . . . . .	2	-	-	-	2	-	-	-	-	-	-	-	1	-
B-66 . . . . .	2	3	-	-	2	3	1	2	3	8	1	2	2	3
<u>CARGO - TOTAL</u> . . . . .	<u>15</u>	<u>23</u>	<u>7</u>	<u>10</u>	<u>22</u>	<u>33</u>	<u>6</u>	<u>8</u>	<u>88</u>	<u>77</u>	<u>17</u>	<u>9</u>	<u>12</u>	<u>17</u>
C-7 . . . . .	5	5	-	1	5	6	2	1	27	26	3	2	5	3
C-47 . . . . .	3	3	-	1	3	4	1	-	23	-	7	-	2	1
C-121 . . . . .	1	-	-	-	1	-	1	-	18	-	3	-	1	-
C-123 . . . . .	2	4	5	2	7	6	1	1	16	13	2	4	2	5
C-130 . . . . .	3	11	1	6	4	17	-	6	-	38	-	3	1	8
C-135 . . . . .	1	-	-	-	1	-	1	-	4	-	2	-	1	-
C-141 . . . . .	-	-	1	-	1	-	-	-	-	-	-	-	-	-
<u>FIGHTER - TOTAL</u> . . . . .	<u>34</u>	<u>48</u>	<u>15</u>	<u>8</u>	<u>49</u>	<u>56</u>	<u>12</u>	<u>15</u>	<u>16</u>	<u>25</u>	<u>16</u>	<u>15</u>	<u>30</u>	<u>41</u>
F-4 . . . . .	14	17	7	3	21	20	5	4	8	4	8	4	10	12
F-100 . . . . .	11	7	5	2	16	9	5	3	6	8	6	3	12	5
F-101 . . . . .	1	2	-	-	1	2	-	1	-	5	-	-	-	1
F-102 . . . . .	3	-	-	-	3	-	1	-	1	-	1	-	3	-
F-105 . . . . .	5	21	3	3	8	24	1	7	1	8	1	8	5	22
F-111 . . . . .	-	1	-	-	-	1	-	-	-	-	-	-	-	1
<u>TRAINER - TOTAL</u> . . . . .	-	<u>2</u>	-	-	-	<u>2</u>	-	-	-	-	-	-	-	<u>2</u>
T-28 . . . . .	-	2	-	-	-	2	-	-	-	-	-	-	-	2
<u>UTILITY - TOTAL</u> . . . . .	<u>17</u>	<u>26</u>	<u>3</u>	<u>5</u>	<u>20</u>	<u>31</u>	<u>6</u>	<u>6</u>	<u>8</u>	<u>7</u>	<u>5</u>	<u>6</u>	<u>14</u>	<u>21</u>
O-1 . . . . .	5	15	1	5	6	20	1	4	1	4	1	4	2	14
O-2 . . . . .	7	4	1	-	8	4	3	1	4	2	3	1	7	4
OV-10 . . . . .	4	-	1	-	5	-	2	-	3	-	1	-	4	-
U-10 . . . . .	-	7	-	-	-	7	-	1	-	1	-	1	-	3
U-22 . . . . .	1	-	-	-	1	-	-	-	-	-	-	-	1	-
<u>HELICOPTER - TOTAL</u> . . . . .	<u>4</u>	<u>2</u>	<u>1</u>	-	<u>2</u>	<u>2</u>	<u>2</u>	<u>1</u>	<u>6</u>	<u>6</u>	<u>2</u>	<u>2</u>	<u>3</u>	<u>1</u>
H-1 . . . . .	1	-	-	-	1	-	-	-	-	-	-	-	1	-
H-3 . . . . .	1	1	1	-	2	1	1	1	1	6	-	2	1	1
H-43 . . . . .	1	1	-	-	1	1	1	1	5	-	2	-	1	-
H-53 . . . . .	1	-	-	-	1	-	-	-	-	-	-	-	-	-

Source: Directorate of Aerospace Safety, Deputy Inspector General for Inspection and Safety, USAF



**UNCLASSIFIED**

99

**SAFETY (CONTINUED)**

**GROUND ACCIDENTS**

**INTRODUCTION**

The contents of this section are United States Air Force ground accident statistics. Accidents of the inactive Air Force Reserve and the Air National Guard are not included.

**DEFINITIONS**

ACCIDENT, GROUND - Any accident, which occurs on or off an Air Force installation, base, or site, which involves Air Force military personnel, Air Force civilian personnel on duty, or Air Force property. (See AFR 127-4)

ACCIDENT, PRIVATE MOTOR VEHICLE - A motor vehicle accident involving only non-Air Force motor vehicles, or, if both Air Force and non-Air Force vehicles were involved, the Air Force motor vehicle was not being operated at the time of the accident. Disabling injury to a USAF person is a requisite of this classification. (See AFR 127-4)

ACCIDENT, USAF (GOVERNMENT) MOTOR VEHICLES - An accident involving the operation of an Air Force motor vehicle which results in injury to USAF or non-USAF persons or damage to vehicles or property without regard to ownership. (See AFR 127-4)

INJURY, DISABLING - An injury which results in death, permanent total, permanent partial, or temporary total condition which, in the opinion of a medical authority, makes it impossible for the injured to return to duty at any time during the calendar day following the day of injury.

INJURY, NON-DISABLING - A non-disabling injury is an injury which, although requiring medical attention, would not keep the injured person from performing his assigned duties during the next calendar day or any subsequent day. This injury is generally known as a first-aid case.

RATES - All rates are expressed in number of injuries or accidents per 1,000,000 units of exposure. Units of exposure are mandays for military personnel, manhours for civilian personnel and miles for government motor vehicles.

**UNCLASSIFIED**

UNCLASSIFIED

TABLE 20 - MILITARY PERSONNEL DISABLING AND NON-DISABLING INJURY EXPERIENCE BY COMMAND  
WORLD-WIDE - FY 1969

LOCATION	DISABLING INJURIES			MAN-DAYS LOST	MAN-DAYS OF EXPOSURE	DIS- ABLING INJURY RATE	NON-DISABLING INJURIES
	Total	Fatal	Non- Fatal				
<u>WORLD-WIDE - TOTAL</u> . . . . .	<u>5,650</u>	<u>452</u>	<u>5,198</u>	<u>82,382</u>	<u>321,547,908<sup>a</sup></u>	<u>17.6</u>	<u>72,771</u>
Aeronautical Chart and Information Center. . . . .	1	-	1	4	130,184	7.7	2
Aerospace Defense Command . . . . .	473	50	423	6,542	23,631,143	20.0	4,962
Air Force Accounting And Finance Center. . . . .	-	-	-	-	108,331	-	12
Air Force Communications Service. . . . .	367	18	349	5,354	17,287,250	21.2	2,440
Air Force Data System Design Center . . . . .	1	-	1	30	85,863	11.6	4
Air Force Logistics Command . . . . .	125	7	118	1,919	5,752,719	21.7	2,077
Air Force Reserve . . . . .	11	-	11	457	467,637	23.5	51
Air Force Systems Command . . . . .	245	13	232	3,805	10,757,217	22.8	1,898
Air Reserve Personnel Center. . . . .	-	-	-	-	34,667	-	1
Air Training Command. . . . .	597	61	536	8,498	44,812,063	13.3	7,171
Air University. . . . .	34	5	29	384	3,411,302	10.0	537
Alaskan Air Command . . . . .	61	3	58	1,115	3,574,099	17.1	1,048
Headquarters Command, USAF. . . . .	120	5	115	1,901	11,547,173	10.4	981
Military Airlift Command. . . . .	526	48	478	7,312	30,787,480	17.1	7,653
Office of Aerospace Research. . . . .	1	-	1	3	191,091	5.2	6
Pacific Air Forces. . . . .	768	51	717	12,585	45,944,396	16.7	12,872
Strategic Air Command . . . . .	867	78	789	13,533	54,713,906	15.8	15,421
Tactical Air Command. . . . .	717	70	647	10,006	37,561,609	19.1	8,650
USAF Academy <sup>b/</sup> . . . . .	30	1	29	283	782,016	38.4	159
US Air Forces in Europe . . . . .	519	28	491	5,816	19,248,517	27.0	4,749
US Air Forces Southern Command. . . . .	10	-	10	238	964,609	10.4	280
USAF Security Service . . . . .	177	14	163	2,597	9,183,755	19.3	1,797

<sup>a/</sup> Includes exposure for Headquarters US Air Force.<sup>b/</sup> Excludes Cadets.

Source: Directorate of Aerospace Safety, Deputy Inspector General for Inspection and Safety, USAF

UNCLASSIFIED

UNCLASSIFIED

TABLE 21 — ON-DUTY MILITARY PERSONNEL DISABLING INJURY EXPERIENCE BY COMMAND,  
WORLD-WIDE — FY 1969

LOCATION	DISABLING INJURIES			MAN-DAYS LOST	MAN-DAYS OF EXPOSURE	DISABLING INJURY RATE
	Total	Fatal	Nonfatal			
<u>WORLD-WIDE - TOTAL . . . . .</u>	<u>1,049</u>	<u>30</u>	<u>1,019</u>	<u>13,460</u>	<u>107,182,636</u> <sup>a/</sup>	<u>9.8</u>
Aeronautical Chart and Information Center	1	-	1	4	43,395	23.0
Aerospace Defense Command . . . . .	67	1	66	1,253	7,877,047	8.5
Air Force Accounting and Finance Center .	-	-	-	-	36,111	-
Air Force Communications Service. . . . .	43	1	42	528	5,762,417	7.5
Air Force Data Systems Design Center. . .	-	-	-	-	28,621	-
Air Force Logistics Command . . . . .	15	-	15	125	1,917,574	7.8
Air Force Reserve . . . . .	4	-	4	298	155,879	25.7
Air Force Systems Command . . . . .	41	-	41	428	3,585,739	11.4
Air Reserve Personnel Center. . . . .	-	-	-	-	11,556	-
Air Training Command. . . . .	108	3	105	1,220	14,937,355	7.2
Air University. . . . .	4	-	4	14	1,137,101	3.5
Alaskan Air Command . . . . .	11	-	11	358	1,191,366	9.2
Headquarters Command, USAF. . . . .	15	-	15	113	3,849,058	3.9
Military Airlift Command. . . . .	77	2	75	860	10,262,493	7.5
Office of Aerospace Research. . . . .	-	-	-	-	63,696	-
Pacific Air Forces. . . . .	275	13	262	3,954	15,314,798	18.0
Strategic Air Command . . . . .	148	5	143	1,904	18,237,969	8.1
Tactical Air Command. . . . .	109	3	106	1,258	12,520,536	8.7
USAF Academy <sup>b/</sup> . . . . .	7	-	7	78	260,672	26.9
US Air Forces in Europe . . . . .	104	2	102	673	6,416,172	16.2
US Air Forces Southern Command. . . . .	2	-	2	75	321,536	6.2
USAF Security Service . . . . .	18	-	18	317	3,061,251	5.9

<sup>a/</sup> Includes exposure for Headquarters US Air Force.<sup>b/</sup> Excludes Cadets.

Source: Directorate of Aerospace Safety, Deputy Inspector General for Inspection and Safety, USAF

UNCLASSIFIED

UNCLASSIFIED

TABLE 22 — OFF-DUTY MILITARY PERSONNEL DISABLING INJURY EXPERIENCE BY COMMAND,  
WORLD-WIDE — FY 1969

LOCATION	DISABLING INJURIES			MAN-DAYS LOST	MAN-DAYS OF EXPOSURE	DISABLING INJURY RATE
	Total	Fatal	Nonfatal			
<u>WORLD-WIDE - TOTAL</u> . . . . .	<u>4,601</u>	<u>422</u>	<u>4,179</u>	<u>68,922</u>	<u>214,365,272</u> <sup>a/</sup>	<u>21.5</u>
Aeronautical Chart and Information Center	-	-	-	-	86,789	21.5
Aerospace Defense Command . . . . .	406	49	357	5,289	15,754,096	25.8
Air Force Accounting and Finance Center .	-	-	-	-	72,220	-
Air Force Communications Service. . . . .	324	17	307	4,826	11,524,833	28.1
Air Force Data Systems Design Center. . .	1	-	1	30	57,242	17.5
Air Force Logistics Command . . . . .	110	7	103	1,794	3,835,145	28.7
Air Force Reserve . . . . .	7	-	7	159	311,758	22.5
Air Force Systems Command . . . . .	204	13	191	3,377	7,171,478	28.4
Air Reserve Personnel Center. . . . .	-	-	-	-	23,111	-
Air Training Command. . . . .	489	58	431	7,278	29,874,708	16.4
Air University. . . . .	30	5	25	370	2,274,201	13.2
Alaskan Air Command . . . . .	50	3	47	757	2,382,733	21.0
Headquarters Command, USAF. . . . .	105	5	100	1,788	7,698,115	13.6
Military Airlift Command. . . . .	449	46	403	6,452	20,524,987	21.9
Office of Aerospace Research. . . . .	1	-	1	3	127,395	7.8
Pacific Air Forces. . . . .	493	38	455	8,631	30,629,598	16.1
Strategic Air Command . . . . .	719	73	646	11,629	36,475,937	19.7
Tactical Air Command. . . . .	608	67	541	8,748	25,041,073	24.3
USAF Academy <sup>b/</sup> . . . . .	23	1	22	205	521,344	44.1
US Air Forces in Europe . . . . .	415	26	389	5,143	12,832,345	32.3
US Air Force Southern Command . . . . .	8	-	8	163	643,073	12.4
USAF Security Service . . . . .	159	14	145	2,280	6,122,504	26.0

<sup>a/</sup> Includes exposure for Headquarters US Air Force.<sup>b/</sup> Excludes Cadets.

Source: Directorate of Aerospace Safety, Deputy Inspector General for Inspection and Safety, USAF

UNCLASSIFIED

TABLE 23 — ON-DUTY CIVILIAN PERSONNEL DISABLING AND NON-DISABLING INJURY EXPERIENCE  
BY COMMAND, WORLD-WIDE — FY 1969

LOCATION	DISABLING INJURIES			MAN-DAYS LOST	MAN-HOURS OF EXPOSURE	DISABLING INJURY RATE	NON-DISABLING INJURIES
	Total	Fatal	Non- Fatal				
<u>WORLD-WIDE - TOTAL</u> . . . . .	<u>805</u>	<u>5</u>	<u>800</u>	<u>8,153</u>	<u>594,240,386<sup>a/</sup></u>	<u>1.4</u>	<u>27,285</u>
Aeronautical Chart and Information Center. . . . .	13	-	13	129	8,198,608	1.6	519
Aerospace Defense Command . . . . .	38	-	38	532	25,351,487	1.5	447
Air Force Accounting and Finance Center. . . . .	5	-	5	178	4,068,235	1.2	93
Air Force Communications Service. . . . .	12	-	12	149	9,218,920	1.3	93
Air Force Data Systems Design Center	-	-	-	-	235,960	-	-
Air Force Logistics Command . . . . .	328	2	326	3,273	262,164,050	1.3	18,628
Air Force Reserve . . . . .	16	-	16	284	15,603,256	1.0	474
Air Force Systems Command . . . . .	133	1	132	1,175	67,134,339	2.0	2,095
Air Reserve Personnel Center. . . . .	-	-	-	-	1,272,004	-	56
Air Training Command. . . . .	60	-	60	363	42,333,237	1.4	1,115
Air University. . . . .	7	-	7	46	5,113,296	1.4	105
Alaskan Air Command . . . . .	10	-	10	161	4,936,752	2.0	227
Headquarters Command, USAF. . . . .	17	-	17	220	18,636,040	0.9	320
Military Airlift Command. . . . .	41	1	40	385	35,008,026	1.2	1,113
Office of Aerospace Research. . . . .	-	-	-	-	3,155,532	-	27
Pacific Air Forces. . . . .	3	-	3	67	10,589,238	0.3	151
Strategic Air Command . . . . .	34	-	34	420	41,358,787	0.8	815
Tactical Air Command. . . . .	26	1	25	289	24,238,930	1.1	569
USAF Academy. . . . .	58	-	58	455	3,965,527	14.6	332
US Air Forces in Europe . . . . .	3	-	3	17	4,577,790	0.7	12
US Air Forces Southern Command. . . . .	-	-	-	-	478,583	-	7
USAF Security Service . . . . .	1	-	1	10	2,977,727	0.3	87

a/ Includes exposure for Headquarters US Air Force.

Source: Directorate of Aerospace Safety, Deputy Inspector General for Inspection and Safety, USAF

TABLE 24 -- USAF MOTOR VEHICLE GROUND ACCIDENT EXPERIENCE AND COST BY COMMAND, WORLD-WIDE -- FY 1969

LOCATION	USAF MOTOR VEHICLES EXPERIENCE						COST CHARGE TO USAF MOTOR VEHICLE ACCIDENTS				
	Acci- dents	Miles Operated	Acci- dent Rates	Ve- hicles Damaged	Days Out of Service	Average Days Out of Service Per Vehicle Damaged	Average Cost Per Accident	Total (Property and Disabling Injury)	USAF Motor Vehicle Damage	Other USAF Property Damage in Motor Vehicle Accidents	Disabling Injury (Military and On-Duty Civilians)
<u>WORLD-WIDE - TOTAL</u> . . . . .	<u>1,894</u>	<u>712,205,665</u>	<u>2.7</u>	<u>1,803</u>	<u>16,213</u>	<u>9</u>	<u>\$ 758</u>	<u>\$ 1,435,568</u>	<u>\$ 708,820</u>	<u>\$ 118,070</u>	<u>\$ 608,678</u>
Aeronautical Chart and Information Center . . . . .	1	312,819	3.2	-	-	-	150	150	-	150	-
Aerospace Defense Command . . . . .	118	35,965,418	3.3	109	1,150	11	661	78,032	49,850	17,270	10,912
Air Force Accounting and Finance Center . . . . .	-	813	-	-	-	-	-	-	-	-	-
Air Force Communications Service . . . . .	74	17,266,556	4.3	66	690	10	1,325	98,050	14,250	2,350	81,450
Air Force Data Systems Design Center . . . . .	1	26,289	38.0	1	10	10	170	170	170	-	-
Air Force Logistics Command . . . . .	189	47,419,270	4.0	172	987	6	362	68,458	50,920	14,790	2,748
Air Force Reserve . . . . .	8	3,848,719	2.1	7	48	7	275	2,198	2,180	-	18
Air Force Systems Command . . . . .	94	34,776,093	2.7	90	647	7	807	75,840	28,770	44,030	3,040
Air Reserve Personnel Center . . . . .	-	-	-	-	-	-	-	-	-	-	-
Air Training Command . . . . .	152	55,146,916	2.8	143	1,080	8	574	87,220	49,520	150	37,550
Air University . . . . .	9	2,077,878	4.3	10	41	4	152	1,370	1,370	-	-
Alaskan Air Command . . . . .	29	8,616,334	3.4	28	117	4	324	9,390	7,690	-	1,700
Headquarters Command, USAF . . . . .	93	20,519,878	4.5	92	841	9	335	31,186	28,840	-	2,346
Military Airlift Command . . . . .	96	44,833,937	2.1	100	815	8	900	86,440	37,110	6,800	42,530
Office of Aerospace Research . . . . .	-	190,388	-	-	-	-	-	-	-	-	-
Pacific Air Forces . . . . .	417	164,690,954	2.5	379	3,103	8	1,064	443,650	173,990	14,780	254,880
Strategic Air Command . . . . .	251	140,320,980	1.8	249	2,265	9	992	248,874	158,340	7,330	83,204
Tactical Air Command . . . . .	114	52,060,308	2.2	115	872	8	979	111,660	32,200	3,160	76,300
USAF Academy <sup>a/</sup> . . . . .	5	3,987,635	1.3	4	49	12	138	690	590	100	-
US Air Forces in Europe . . . . .	228	69,832,687	3.3	224	3,375	15	349	79,460	68,800	7,160	3,500
US Air Forces Southern Command . . . . .	6	2,838,328	2.1	6	-	-	880	5,280	1,530	-	3,750
USAF Security Service . . . . .	9	7,473,465	1.2	8	123	15	828	7,450	2,700	-	4,750

<sup>a/</sup> Excludes Cadets

Source: Directorate of Aerospace Safety, Deputy Inspector General for Inspection and Safety, USAF

TABLE 25 — GROUND ACCIDENT COST ANALYSES BY COMMAND, WORLD-WIDE — FY 1969

LOCATION	COST				
	Total	Military Injury	Civilian Injury	Property Damage	Per Capita
<u>WORLD-WIDE - TOTAL</u> . . . . .	\$ 29,480,778	\$ 24,347,894	\$ 909,494	\$ 4,223,390	\$ 25.41
Aeronautical Chart and Information Center . . . . .	10,076	228	9,588	260	2.38
Aerospace Defense Command . . . . .	2,939,252	2,332,568	15,834	590,850	38.25
Air Force Accounting and Finance Center . . . . .	4,974	168	4,506	300	2.23
Air Force Communications Service. . . . .	1,206,094	1,169,860	3,984	32,250	23.30
Air Force Data Systems Design Center. . . . .	1,726	1,556	-	170	2.38
Air Force Logistics Command . . . . .	2,685,624	422,028	460,456	1,803,140	19.25
Air Force Reserve . . . . .	37,742	23,564	11,748	2,430	4.31
Air Force Systems Command . . . . .	1,362,792	835,822	116,730	410,240	22.16
Air Reserve Personnel Center. . . . .	798	14	784	-	.86
Air Training Command. . . . .	2,855,918	2,764,294	22,144	69,480	19.97
Air University. . . . .	257,386	253,718	2,298	1,370	21.82
Alaskan Air Command . . . . .	370,448	309,422	22,576	38,450	30.48
Headquarters Command, USAF. . . . .	425,164	387,784	8,440	28,940	10.46
Military Airlift Command. . . . .	2,928,734	2,702,742	97,012	128,980	28.98
Office of Aerospace Research. . . . .	612	234	378	-	.30
Pacific Air Forces. . . . .	3,787,488	3,330,458	3,320	453,710	28.92
Strategic Air Command . . . . .	4,652,664	4,172,544	35,470	444,650	27.43
Tactical Air Command. . . . .	3,484,338	3,331,400	71,168	81,770	30.42
USAF Academy <sup>a/</sup> . . . . .	73,384	51,376	21,088	920	18.26
US Air Forces In Europe . . . . .	1,571,860	1,441,286	474	130,100	28.64
US Air Forces Southern Command. . . . .	18,388	15,820	98	2,470	6.40
USAF Security Service . . . . .	805,316	801,008	1,398	2,910	30.29

<sup>a/</sup> Excludes Cadets.

Source: Directorate of Aerospace Safety, Deputy Inspector General for Inspection and Safety, USAF

UNCLASSIFIED

TABLE 26 -- MILITARY PERSONNEL DISABLING INJURY LOSSES AND COSTS RESULTING FROM  
USAF MOTOR VEHICLE ACCIDENTS BY COMMAND, WORLD-WIDE -- FY 1969

LOCATION	DISABLING INJURIES			MAN-DAYS LOST	INJURY COST
	Total	Fatal	Nonfatal		
<u>WORLD-WIDE - TOTAL</u> . . . . .	<u>128</u>	<u>14</u>	<u>114</u>	<u>2,258</u>	\$ <u>602,900</u>
Aeronautical Chart and Information Center . . . . .	-	-	-	-	-
Aerospace Defense Command . . . . .	6	-	6	206	10,300
Air Force Accounting and Finance Center . . . . .	-	-	-	-	-
Air Force Communications Service . . . . .	8	2	6	229	81,450
Air Force Data Systems Design Center . . . . .	-	-	-	-	-
Air Force Logistics Command . . . . .	1	-	1	15	750
Air Force Reserve . . . . .	-	-	-	-	-
Air Force Systems Command . . . . .	5	-	5	50	2,500
Air Reserve Personnel Center . . . . .	-	-	-	-	-
Air Training Command . . . . .	5	1	4	51	37,550
Air University . . . . .	-	-	-	-	-
Alaskan Air Command . . . . .	2	-	2	34	1,700
Headquarters Command, USAF . . . . .	3	-	3	39	1,950
Military Airlift Command . . . . .	8	1	7	129	41,450
Office of Aerospace Research . . . . .	-	-	-	-	-
Pacific Air Forces . . . . .	52	6	46	876	253,800
Strategic Air Command . . . . .	18	2	16	263	83,150
Tactical Air Command . . . . .	8	2	6	126	76,300
USAF Academy a/ . . . . .	-	-	-	-	-
US Air Forces in Europe . . . . .	7	-	7	70	3,500
US Air Forces Southern Command . . . . .	1	-	1	75	3,750
USAF Security Service . . . . .	4	-	4	95	4,750

a/ Excludes Cadets

Source: Directorate of Aerospace Safety, Deputy Inspector General for Inspection and Safety, USAF

UNCLASSIFIED



TABLE 27 -- ON-DUTY CIVILIAN PERSONNEL DISABLING INJURY LOSSES AND COST RESULTING FROM USAF MOTOR VEHICLE ACCIDENTS BY COMMAND, WORLD-WIDE -- FY 1969

LOCATION	DISABLING INJURIES			MAN-DAYS LOST	INJURY COST
	Total	Fatal	Nonfatal		
<u>WORLD-WIDE - TOTAL</u> . . . . .	<u>15</u>	-	<u>15</u>	<u>321</u>	\$ <u>5,778</u>
Aeronautical Chart and Information Center . . . . .	-	-	-	-	-
Aerospace Defense Command . . . . .	2	-	2	34	612
Air Force Accounting and Finance Center . . . . .	-	-	-	-	-
Air Force Communications Service . . . . .	-	-	-	-	-
Air Force Data Systems Design Center . . . . .	-	-	-	-	-
Air Force Logistics Command . . . . .	6	-	6	111	1,998
Air Force Reserve . . . . .	1	-	1	1	18
Air Force Systems Command . . . . .	1	-	1	30	540
Air Reserve Personnel Center . . . . .	-	-	-	-	-
Air Training Command . . . . .	-	-	-	-	-
Air University . . . . .	-	-	-	-	-
Alaskan Air Command . . . . .	-	-	-	-	-
Headquarters Command, USAF . . . . .	2	-	2	22	396
Military Airlift Command . . . . .	1	-	1	60	1,080
Office of Aerospace Research . . . . .	-	-	-	-	-
Pacific Air Forces . . . . .	1	-	1	60	1,080
Strategic Air Command . . . . .	1	-	1	3	54
Tactical Air Command . . . . .	-	-	-	-	-
USAF Academy . . . . .	-	-	-	-	-
US Air Forces in Europe . . . . .	-	-	-	-	-
US Air Forces Southern Command . . . . .	-	-	-	-	-
USAF Security Service . . . . .	-	-	-	-	-

Source: Directorate of Aerospace Safety, Deputy Inspector General for Inspection and Safety, USAF

UNCLASSIFIED

TABLE 28 -- MILITARY PERSONNEL DISABLING INJURY LOSSES AND COST RESULTING FROM PRIVATE MOTOR VEHICLE ACCIDENTS BY COMMAND, WORLD-WIDE -- FY 1969

LOCATION	DISABLING			MAN-DAYS LOST	INJURY COST
	Total	Fatal	Nonfatal		
<u>WORLD-WIDE - TOTAL</u> . . . . .	<u>2,274</u>	<u>322</u>	<u>1,952</u>	<u>42,724</u>	\$ <u>14,582,200</u>
Aeronautical Chart and Information Center . . . . .	-	-	-	-	-
Aerospace Defense Command . . . . .	241	39	202	3,234	1,712,700
Air Force Accounting and Finance Center . . . . .	-	-	-	-	-
Air Force Communications Service . . . . .	120	10	110	2,226	543,300
Air Force Data Systems Design Center . . . . .	1	-	1	30	1,500
Air Force Logistics Command . . . . .	55	3	52	1,092	159,600
Air Force Reserve . . . . .	4	-	4	256	12,800
Air Force Systems Command . . . . .	96	11	85	2,402	669,100
Air Reserve Personnel Center . . . . .	-	-	-	-	-
Air Training Command . . . . .	241	41	200	4,859	1,677,950
Air University . . . . .	14	4	10	182	149,100
Alaskan Air Command . . . . .	16	2	14	363	170,150
Headquarters Command, USAF . . . . .	49	5	44	988	224,400
Military Airlift Command . . . . .	257	37	220	3,953	1,626,650
Office of Aerospace Research . . . . .	-	-	-	-	-
Pacific Air Forces . . . . .	146	21	125	4,060	1,124,000
Strategic Air Command . . . . .	373	61	312	7,425	2,640,250
Tactical Air Command . . . . .	393	52	341	6,455	2,298,750
USAF Academy <u>a/</u> . . . . .	5	-	5	51	2,550
US Air Forces in Europe . . . . .	194	23	171	3,544	1,034,200
US Air Forces Southern Command . . . . .	3	-	3	41	2,050
USAF Security Service . . . . .	66	13	53	1,563	533,150

a/ Excludes Cadets

Source: Directorate of Aerospace Safety, Deputy Inspector General for Inspection and Safety, USAF

UNCLASSIFIED

TABLE 29 — MILITARY PERSONNEL DISABLING INJURY LOSSES AND COSTS RESULTING FROM ALL OTHER (NON-VEHICULAR) ACCIDENTS BY COMMAND, WORLD-WIDE — FY 1969

LOCATION	DISABLING INJURIES			MAN-DAYS LOST	INJURY COST
	Total	Fatal	Nonfatal		
<u>WORLD-WIDE - TOTAL</u> . . . . .	<u>3,248</u>	<u>116</u>	<u>3,132</u>	<u>37,400</u>	<u>\$ 8,144,000</u>
Aeronautical Chart and Information Center . . . . .	1	-	1	4	200
Aerospace Defense Command . . . . .	226	11	215	3,102	540,100
Air Force Accounting and Finance Center . . . . .	-	-	-	-	-
Air Force Communications Service . . . . .	239	6	233	2,899	510,950
Air Force Data Systems Design Center . . . . .	-	-	-	-	-
Air Force Logistics Command . . . . .	69	4	65	812	232,600
Air Force Reserve . . . . .	7	-	7	201	10,050
Air Force Systems Command . . . . .	144	2	142	1,353	137,650
Air Reserve Personnel Center . . . . .	-	-	-	-	-
Air Training Command . . . . .	351	19	332	3,588	948,400
Air University . . . . .	20	1	19	202	97,100
Alaskan Air Command . . . . .	43	1	42	718	122,900
Headquarters Command, USAF . . . . .	68	-	68	874	147,700
Military Airlift Command . . . . .	261	10	251	3,230	927,500
Office of Aerospace Research . . . . .	1	-	1	3	150
Pacific Air Forces . . . . .	570	24	546	7,649	1,772,450
Strategic Air Command . . . . .	476	15	461	5,845	1,233,250
Tactical Air Command . . . . .	316	16	300	3,425	835,250
USAF Academy <u>a/</u> . . . . .	25	1	24	232	46,600
US Air Forces in Europe . . . . .	318	5	313	2,202	337,100
US Air Forces Southern Command . . . . .	6	-	6	122	6,100
USAF Security Service . . . . .	107	1	106	939	237,950

a/ Excludes Cadets

Source: Directorate of Aerospace Safety, Deputy Inspector General for Inspection and Safety, USAF

## UNCLASSIFIED

TABLE 30 -- ON-DUTY CIVILIAN PERSONNEL DISABLING INJURY LOSSES AND COSTS RESULTING FROM ALL OTHER (NON-VEHICULAR) ACCIDENTS BY COMMAND, WORLD-WIDE -- FY 1969

LOCATION	DISABLING INJURIES			MAN-DAYS LOST	INJURY COST
	Total	Fatal	Nonfatal		
<u>WORLD-WIDE - TOTAL</u> . . . . .	<u>776</u>	<u>3</u>	<u>773</u>	<u>7,695</u>	<u>\$ 403,260</u>
Aeronautical Chart and Information Center . . . . .	13	-	13	129	2,322
Aerospace Defense Command . . . . .	36	-	36	498	8,964
Air Force Accounting And Finance Center . . . . .	5	-	5	178	3,204
Air Force Communications Service. . . . .	11	-	11	119	2,142
Air Force Data Systems Design Center. . . . .	-	-	-	-	-
Air Force Logistics Command . . . . .	315	2	313	3,109	196,712
Air Force Reserve . . . . .	15	-	15	283	5,094
Air Force Systems Command . . . . .	127	-	127	1,091	27,888
Air Reserve Personnel Center. . . . .	-	-	-	-	-
Air Training Command. . . . .	60	-	60	363	6,534
Air University . . . . .	7	-	7	46	828
Alaskan Air Command . . . . .	10	-	10	161	19,398
Headquarters Command, USAF. . . . .	15	-	15	198	3,564
Military Airlift Command. . . . .	39	-	39	325	22,350
Office of Aerospace Research. . . . .	-	-	-	-	-
Pacific Air Forces. . . . .	2	-	2	7	126
Strategic Air Command . . . . .	33	-	33	417	24,006
Tactical Air Command. . . . .	26	1	25	289	63,202
USAF Academy . . . . .	58	-	58	455	16,440
US Air Forces in Europe . . . . .	3	-	3	17	306
US Air Forces Southern Command. . . . .	-	-	-	-	-
USAF Security Service . . . . .	1	-	1	10	180

Source: Directorate of Aerospace Safety, Deputy Inspector General for Inspection and Safety, USAF

UNCLASSIFIED

~~CONFIDENTIAL~~

(This page is unclassified.)

**PART IV****MATERIEL****AIRCRAFT AND MISSILES****INTRODUCTION**

Information included in this section provides data pertaining to procurement, production, inventory status, deployment, and disposition of USAF aircraft during Fiscal Year 1969. It also includes data on procurement, production, and inventory status of missiles.

The aircraft tables reflect funding by fiscal year, acceptance, inventories by functional distribution, active and inactive, age (in months) distribution, and disposition of aircraft. The missile tables reflect funding by fiscal year, acceptance, functional distribution, active and inactive, age (in months) distribution, and disposition of missiles.

Production data for aircraft and missiles are obtained under the provisions of AF Regulation 84-8, dated 7 July 1964. Additional data may be obtained in the USAF Production Digest SS-N-47 published monthly. Inventory and status data for aircraft and missiles are obtained under the provisions of AF Manual 65-110, dated 1 September 1968. The mission classification (Fighter, Bomber, Tanker, etc.) is generally based upon the mission designator or the prefix preceding the basic mission designator of each aircraft or missile model. A prefix is assigned an aircraft or missile model when the aircraft or missile is modified to perform a function (indicated by prefix) other than its basic designated purpose. Additional statistical data may be obtained in the USAF Aircraft-Missile Digest, SS-A1, published monthly.

**DEFINITIONS**

MISSION/DESIGN/SERIES - Air Force Regulations 66-11 dated, 18 September 1962, Designating, Redesignating, and Naming Military Aircraft, and 66-11A dated 5 August 1964 and 66-20, Designating, Redesignating, and Naming Military Rockets and Guided Missiles dated 3 April 1965, and 66-20A dated 30 January 1964, establish a uniform system for designating, redesignating, and naming military aircraft and missiles.

ACCEPTANCE - Aircraft, missile, or drone which has been shop-assembled and fully inspected by constituted USAF or Navy production authorities and for which the title, responsibility, and accountability has been assumed by the contracting agency of the recipient.

AIRCRAFT - A heavier-than-air vehicle, designed primarily for flight in the atmosphere, which has incorporated in its prime design the ability and/or requirement for human occupancy.

DRONE - Any aircraft or missile modified or produced to perform the mission of a target for weapon evaluation or crew training and has incorporated into its prime design the ability to be flown by remote control.

GUIDED MISSILE - Unmanned, self-propelled vehicle designed to move in a trajectory or flight path all or partially above the earth's surface and whose trajectory or course, while the vehicle is in motion, is capable of being controlled remotely or by homing systems, or by inertial and/or programmed guidance from within. This term does not include space vehicles, space boosters, or Naval torpedoes, but it does include target and reconnaissance drones.

OPERATING ACTIVE - Aircraft, missiles, and drones currently and actively engaged in or supporting flying missions (AFM 65-110).

NON-OPERATING ACTIVE - Aircraft, missiles, and drones in preparation or awaiting preparation for possession by units or test activities through any of the logistical processes or supply, maintenance, and modification.

INACTIVE - Aircraft, missiles, or drones on loan and bailment (except bailed for test, maintenance, and modification); aircraft, missiles, or drones for which there is no longer a requirement in the active inventory, including those that have been accumulated in excess of possible future needs; and aircraft, missiles, or drones in the process of being dropped from the total inventory and salvage.

~~CONFIDENTIAL~~

(This page is unclassified.)

TABLE 31 - USAF AIRCRAFT ACCEPTANCES OF MODELS IN PRODUCTION, BY MANUFACTURER, BY RECIPIENT, BY MONTH - FY 1969

(Excludes experimental, remanufactured, and used aircraft).

MISSION, DESIGN, AND SERIES	MANUFACTURER	ACCEPTED PRIOR TO 1 JUL 1968	ACCEPTANCES FOR FY 1969												TOTAL ACCEPTED TO DATE	
			Total	Jul (1968)	Aug	Sep	Oct	Nov	Dec	Jan (1969)	Feb	Mar	Apr	May		Jun
<b>GRAND TOTAL . . .</b>			<u>1,102</u>	<u>84</u>	<u>88</u>	<u>81</u>	<u>94</u>	<u>99</u>	<u>86</u>	<u>89</u>	<u>92</u>	<u>104</u>	<u>102</u>	<u>95</u>	<u>88</u>	
USAF FOR USAF																
<b>TOTAL . . . . .</b>			<u>949</u>	<u>63</u>	<u>78</u>	<u>69</u>	<u>81</u>	<u>84</u>	<u>73</u>	<u>64</u>	<u>83</u>	<u>98</u>	<u>94</u>	<u>85</u>	<u>77</u>	
<b>FIGHTER - TOTAL . . . . .</b>			<u>491</u>	<u>42</u>	<u>47</u>	<u>37</u>	<u>46</u>	<u>50</u>	<u>41</u>	<u>34</u>	<u>28</u>	<u>37</u>	<u>46</u>	<u>44</u>	<u>39</u>	
RF-4C . . . . .	McDonnell-Douglas	362	44	4	3	3	3	3	4	2	2	3	6	5	6	406
F-4E . . . . .	McDonnell-Douglas	146	242	25	23	23	24	26	25	21	11	15	20	18	11	388
F-5A (MASF) . . . . .	Northrop	34	7	1	2	3	1	-	-	-	-	-	-	-	-	41
A-7D . . . . .	Ling-Temco-Vought	2	8	1	-	-	-	1	1	-	1	1	2	1	-	10
A-37 . . . . .	Cessna	1	38	-	-	-	-	-	-	-	2	2	10	12	12	39
A-37 (Vietnam) . . . . .	Cessna	4	66	4	6	6	11	8	8	7	8	8	-	-	-	70
F-111 . . . . .	General Dynamics	58	86	7	13	2	7	12	3	4	4	8	8	8	10	144
<b>CARGO/TRANSPORT - TOTAL</b>			<u>27</u>	<u>-</u>	<u>2</u>	<u>2</u>	<u>1</u>	<u>1</u>	<u>1</u>	<u>-</u>	<u>1</u>	<u>2</u>	<u>3</u>	<u>7</u>	<u>4</u>	
C-5A . . . . .	Lockheed	-	1	-	-	-	-	-	-	-	-	-	-	-	1	1
C-9A . . . . .	McDonnell-Douglas	-	8	-	2	2	1	1	1	-	1	-	-	-	-	8
C-130E . . . . .	Lockheed	321	18	-	-	-	-	-	-	-	-	5	3	7	3	339
<b>BOMBER - TOTAL . . . . .</b>			<u>3</u>	<u>-</u>	<u>1</u>	<u>-</u>	<u>1</u>	<u>-</u>	<u>-</u>	<u>-</u>	<u>-</u>	<u>-</u>	<u>-</u>	<u>-</u>	<u>1</u>	
FB-111A . . . . .	General Dynamics	1	3	-	1	-	1	-	-	-	-	-	-	-	1	4
<b>TRAINER - TOTAL . . . . .</b>			<u>210</u>	<u>11</u>	<u>14</u>	<u>18</u>	<u>19</u>	<u>17</u>	<u>17</u>	<u>18</u>	<u>19</u>	<u>20</u>	<u>19</u>	<u>19</u>	<u>19</u>	
T-37B/C . . . . .	Cessna	366	93	4	6	9	10	8	8	7	8	9	8	8	8	459
T-38A . . . . .	Northrop	875	117	7	8	9	9	9	9	11	11	11	11	11	11	992

DOWNGRADED AT 3 YEAR INTERVALS;  
 DECLASSIFIED AFTER 18 YEARS.  
 DOD DIR. 5800.10



TABLE 31 - USAF AIRCRAFT ACCEPTANCES OF MODELS IN PRODUCTION, BY MANUFACTURER, BY RECIPIENT, BY MONTH - FY 1969 (CONTINUED)

MISSION, DESIGN AND SERIES	MANUFACTURER	ACCEPTED PRIOR TO 1 JUL 1968	ACCEPTANCES FOR FY 1969													TOTAL ACCEPTED TO DATE
			Total	Jul (1968)	AUG	Sep	Oct	Nov	Dec	Jan (1969)	Feb	Mar	Apr	May	Jun	
USAF FOR USAF (Continued)																
MISCELLANEOUS - TOTAL			218	10	14	12	14	16	14	12	35	36	26	15	14	
O-2A . . . . .	Cessna	192	59	-	-	-	-	-	-	-	12	12	9	12	14	251
U-17A/B (MASF) . . . . .	Cessna	12	7	-	-	-	1	5	1	-	-	-	-	-	-	19
UH-1H (MASF) . . . . .	Bell	9	19	-	-	-	-	-	3	3	3	4	3	3	-	28
HH-3E . . . . .	Sikorsky	20	4	2	2	-	-	-	-	-	-	-	-	-	-	24
CH-3C/E . . . . .	Sikorsky	93	1	-	-	1	(Complete)		-	-	-	-	-	-	-	94
HH-53C . . . . .	Sikorsky	1	7	-	1	2	2	2	-	-	-	-	-	-	-	8
OV-10A . . . . .	N. American	36	121	8	11	9	11	9	10	9	20	20	14	(Complete)	-	157
USAF FOR MILITARY ASSISTANCE PROGRAM (MAP)																
TOTAL			152	21	10	12	13	15	13	25	8	6	8	10	11	
F-4D (FMS) Iran . . . . .	McDonnell-Douglas	-	6	-	-	-	-	-	-	-	-	-	2	2	2	6
F-5A . . . . .	Northrop	405	27	5	4	3	-	-	3	3	3	2	2	2	-	432
RF-5A . . . . .	Northrop	1	15	1	1	2	4	3	1	2	1	-	-	-	-	16
F-5B . . . . .	Northrop	58	7	1	1	1	1	1	-	-	-	-	1	-	1	65
F-5A (FMS) Iran . . . . .	Northrop	-	10	-	-	-	-	-	-	1	1	2	2	2	2	10
F-5A (FMS) Libya . . . . .	Northrop	3	5	-	-	-	3	2	(Complete)		-	-	-	-	-	8
F-5A (FMS) Norway . . . . .	Northrop	4	9	2	1	2	1	2	1	-	-	-	-	-	-	13
RF-5A (FMS) Norway . . . . .	Northrop	-	5	-	-	-	-	-	-	-	-	1	1	1	2	5
F-5B (FMS) Iran . . . . .	Northrop	-	5	-	-	-	-	-	1	1	-	1	-	1	(Complete)	5
F-5B (FMS) Norway . . . . .	Northrop	3	3	-	1	-	1	-	1	-	-	-	-	-	-	6
F-111C (FMS) Australia	Gen. Dynamics	-	1	-	-	1	-	-	-	-	-	-	-	-	-	1
C-130E (FMS) Iran	Lockheed	9	3	3	(Complete)		-	-	-	-	-	-	-	-	-	12
C-130H (FMS) N. Zealand	Lockheed	3	2	-	-	-	-	-	2	(Complete)		-	-	-	-	5
T-37C (FMS) Pakistan	Cessna	-	6	-	-	-	-	2	3	1	(Complete)		-	-	-	6
T-41D . . . . .	Cessna	24	36	9	1	-	-	-	-	18	2	-	-	-	4	60
U-17A/B . . . . .	Cessna	238	2	-	-	2	-	-	-	-	-	-	-	-	-	240
HH-43F . . . . .	Kaman	-	6	-	1	-	1	3	1	(Complete)		-	-	-	-	6
707-320C (FMS) Germany	Boeing	-	4	-	-	1	2	1	(Complete)		-	-	-	-	-	4
USAF FOR OTHER SERVICES																
TOTAL - NAVY . . . . .			1	-	-	-	-	-	-	-	1	-	-	-	-	
F-111B . . . . .	Gen. Dynamics	6	1	-	-	-	-	-	-	-	1	(Complete)		-	-	7

Source: Data Applications Division, Data Services Center, Comptroller of the Air Force.



DOWNGRADED AT 3 YEAR INTERVALS;  
DECLASSIFIED AFTER 12 YEARS.  
DOD DIR. 5200.10

TABLE 32 - USAF GUIDED MISSILE, AIR TO AIR MISSILE, AND TARGET DRONE ACCEPTANCES BY MANUFACTURER, BY MONTH - FY 1969

DESIGNATION	POPULAR NAME	MANUFACTURER	ACCEPTED PRIOR TO 1 JUL 68	ACCEPTANCES FOR FY 1969												TOTAL AC-CEPTED TO DATE	
				Total	Jul (1968)	Aug	Sep	Oct	Nov	Dec	Jan (1969)	Feb	Mar	Apr	May		Jun
<u>GUIDED MISSILE - TOTAL</u> . . .				<u>3,453</u>	<u>376</u>	<u>340</u>	<u>628</u>	<u>301</u>	<u>312</u>	<u>284</u>	<u>169</u>	<u>282</u>	<u>275</u>	<u>198</u>	<u>274</u>	<u>14</u>	
<u>STRATEGIC MISSILE - TOTAL</u> . . . . .				<u>110</u>	<u>6</u>	<u>14</u>	<u>12</u>	<u>9</u>	<u>8</u>	<u>12</u>	<u>12</u>	<u>10</u>	<u>12</u>	<u>10</u>	<u>3</u>	<u>2</u>	
LGM-30F. . . . .	Minuteman	Boeing	475	106	6	14	12	9	7	11	12	10	12	10	2	1	581
LGM-30G. . . . .	Minuteman	Boeing	-	4	-	-	-	-	1	1	-	-	-	-	1	1	4
<u>TACTICAL MISSILE - TOTAL</u> . . . . .				<u>3,343</u>	<u>370</u>	<u>326</u>	<u>616</u>	<u>292</u>	<u>304</u>	<u>272</u>	<u>157</u>	<u>272</u>	<u>263</u>	<u>188</u>	<u>271</u>	<u>12</u>	
AGM-12C. . . . .	Bullpup B	Martin	9,990 <sup>a/</sup>	-	-	-	-	-	-	-	-	-	-	-	-	-	9,990 <sup>b/</sup>
AGM-12E. . . . .	Bullpup	Martin	200	300	51	50	54	50	50	20	-	17	4	4	(Complete)	-	500 <sup>b/</sup>
AGM-45A. . . . .	Shrike	Texas Instr	4,157	2,881	297	250	544	209	250	250	153	245	252	175	256	-	7,038
AGM-78A. . . . .	Standard Arm	General Dynamics	126	162	22	26	18	33	4	2	4	10	7	9	15	12	288
																(Complete)	
<u>AIR TO AIR MISSILE - TOTAL</u>				<u>262</u>	-	-	-	-	-	<u>155</u>	-	-	-	<u>107</u>	-	-	
AIM-7E/7E2 . . . . .	Sparrow	Raytheon	4,715	262	-	-	-	-	-	155	-	-	-	107	-	-	4,977
<u>TARGET DRONE - TOTAL</u> . . . . .				<u>574</u>	<u>52</u>	<u>52</u>	<u>52</u>	<u>52</u>	<u>52</u>	<u>52</u>	<u>51</u>	<u>52</u>	<u>12</u>	<u>61</u>	<u>21</u>	<u>65</u>	
BQM-34A (USAF) . . . . .	Firebee	Ryan	868	91	7	7	8	8	8	8	9	10	10	10	-	6	959
BQM-34A (NAVY) . . . . .	Firebee	Ryan	1,175	363	35	35	34	34	34	34	32	31	2	40	21	31	1,538
BQM-34A (FMS) . . . . .	Firebee	Ryan	-	6	-	-	-	-	-	-	-	-	-	-	-	6	6
																(Complete)	
MQM-34D (ARMY) . . . . .	Firebee	Ryan	241	114	10	10	10	10	10	10	10	11	-	11	-	22	355

a/ A total of 500 are minus warheads.  
b/ These are warheads only - will be mated with 500 AGM-12C motors and G and C Sections to make up complete missiles.

Source: Data Applications Division, Data Services Center, Comptroller of the Air Force.

DOWNGRADED AT 3 YEAR INTERVALS;  
DECLASSIFIED AFTER 12 YEARS.  
DOD DIR. 5200.10





**TABLE 33 - USAF AIRCRAFT PROCUREMENT PROGRAMS BY FISCAL YEAR FUNDING -  
FY 1967 AND PRIOR THROUGH FY 1969**

(Excludes experimental, used, and remanufactured aircraft)

MISSION, DESIGN, AND SERIES	FY 1967 AND PRIOR	FY 1968	FY 1969
<u>TOTAL a/</u> . . . . .	<u>4,037</u>	<u>1,382</u>	<u>1,269</u>
<u>Fighter - Total</u> . . . . .	<u>1,470</u>	<u>618</u>	<u>681</u>
RF-4C . . . . .	381	64	36
F-4D (FMS) Iran . . . . .	-	16	-
F-4E . . . . .	290	245	145
F-4E (MAP) . . . . .	-	-	18
F-4E (FMS) Israel . . . . .	-	-	44
RF-4E (FMS) Germany . . . . .	-	-	88
RF-4E (FMS) Israel . . . . .	-	-	6
F-5A (MASF) . . . . .	37	4	5
F-5A (MAP) . . . . .	417	15	1
F-5A (FMS) Iran . . . . .	-	24	4
F-5A (FMS) Libya . . . . .	8	-	-
F-5A (FMS) Morocco . . . . .	3	-	9
F-5A (FMS) Norway . . . . .	13	-	10
RF-5A (MAP) . . . . .	13	3	33
F-5A (FMS) Taiwan . . . . .	-	-	19
RF-5A (MASF) . . . . .	-	-	4
RF-5A (FMS) Norway . . . . .	-	16	-
F-5B (FMS) Iran . . . . .	-	5	-
F-5B (MAP) . . . . .	63	6	2
F-5B (FMS) Norway . . . . .	6	-	2
A-7D . . . . .	5	12	57
A-37B . . . . .	1	107	96
A-37B (MASF) . . . . .	56	14	17
F-111A b/ . . . . .	141	-	-
F-111B (Navy) . . . . .	2	-	-
F-111C (FMS) Australia . . . . .	24	-	-
F-111D . . . . .	-	3	85
F-111E . . . . .	10	84	-
<u>Bomber - Total</u> . . . . .	<u>10</u>	<u>24</u>	<u>42</u>
FB-111A c/ . . . . .	10	24	42
<u>Cargo/Transport - Total</u> . . . . .	<u>371</u>	<u>52</u>	<u>64</u>
C-5A d/ . . . . .	8	18	27
C-9A . . . . .	4	4	4
C-10A . . . . .	11	-	-
C-130E . . . . .	321	18	18
C-130E (FMS) Iran . . . . .	12	-	-
C-130H (FMS) New Zealand . . . . .	3	2	-
HC-130N . . . . .	-	-	15
C-130H (FMS) Norway . . . . .	-	6	-
CX-3 . . . . .	12	-	-
707-320C (FMS) Germany . . . . .	-	4	-
<u>Trainer - Total</u> . . . . .	<u>1,552</u>	<u>306</u>	<u>67</u>
T-37B/C . . . . .	389	104	-
T-37C (MASF) . . . . .	-	-	6
T-37C (FMS) Pakistan . . . . .	6	-	5
T-38A . . . . .	926	123	16
T-38A (NASA) . . . . .	27	-	-
T-41A . . . . .	204	-	7
T-41C . . . . .	-	45	7
T-41D (MAP) . . . . .	-	34	26

DOWNGRADED AT 3 YEAR INTERVALS;  
DECLASSIFIED AFTER 12 YEARS.  
DOD DIR. 5200.10

~~CONFIDENTIAL~~

TABLE 33 - USAF AIRCRAFT PROCUREMENT PROGRAMS BY FISCAL YEAR FUNDING -  
FY 1967 AND PRIOR THROUGH FY 1969 (CONTINUED)

MISSION, DESIGN, AND SERIES	FY 1967 AND PRIOR	FY 1968	FY 1969
<u>Helicopter - Total</u> . . . . .	<u>130</u>	<u>72</u>	<u>320</u>
HH-1H (MAP) . . . . .	-	-	3
HH-1H (Taiwan) . . . . .	-	-	6
UH-1H (MASF) . . . . .	9	28	180
UH-1N . . . . .	-	5	74
HH-3E . . . . .	24	-	15
CH-3C/E . . . . .	93	1	-
HH-43F (FMS) Iran . . . . .	-	6	-
CH-53C . . . . .	-	12	-
HH-53C . . . . .	4	20	14
O-X1 . . . . .	-	-	28
<u>Utility - Total</u> . . . . .	<u>250</u>	<u>2</u>	<u>26</u>
U-17A/B (MAP) . . . . .	238	2	17
U-17A/B . . . . .	12	7	9
<u>Other - Total</u> . . . . .	<u>254</u>	<u>301</u>	<u>69</u>
OV-10A . . . . .	109	48	-
O-2A . . . . .	145	253	69

a/ Quantities on program are based on USAF Aircraft Production Schedules (WA Series).

b/ F-111A (USAF) Seventeen aircraft scheduled from No Year Funding completed during FY 67.

c/ FB-111A (USAF) One aircraft scheduled from No Year Funding accepted in July FY 68.

d/ C-5A (USAF) Five aircraft scheduled from No Year Funding.

Source: Data Applications Division, Data Services Center, Comptroller of the Air Force.

DOWNGRADED AT 3 YEAR INTERVALS;  
DECLASSIFIED AFTER 18 YEARS.  
DOD DIR. 5200.10

~~CONFIDENTIAL~~

TABLE 34 - USAF GUIDED MISSILE, AIR TO AIR MISSILE, AND TARGET DRONE PROCUREMENT PROGRAMS BY FISCAL YEAR FUNDING - FY 1969 AND PRIOR

DESIGNATION	POPULAR NAME	MANUFACTURER	FISCAL YEAR PROCUREMENT PROGRAM			
			No Funding Year	1967 and Prior	1968	1969
<u>GUIDED MISSILE - TOTAL</u> . . . . .			<u>47</u>	<u>14,785</u>	<u>3,718</u>	<u>1,429</u>
<u>STRATEGIC MISSILE - TOTAL</u> . . . . .			<u>47</u>	<u>597</u>	<u>23</u>	<u>68</u>
LGM-30F . . . . .	Minuteman II	Boeing	28	597	23	-
LGM-30G . . . . .	Minuteman III	Boeing	19	-	-	68
<u>TACTICAL MISSILE - TOTAL</u> . . . . .			-	<u>14,188</u>	<u>3,695</u>	<u>1,361</u>
AGM-12C . . . . .	Bullpup B	Martin	-	9,490	500	-
AGM-12E . . . . .	Bullpup	Martin	-	500	-	-
AGM-45A . . . . .	Shrike	Texas Instr	-	4,078	2,960	1,200
AGM-69A . . . . .	SRAM	Boeing	-	-	-	26
AGM-78A . . . . .	Standard Arm	General Dynamics	-	120	235	135
<u>AIR TO AIR MISSILE - TOTAL</u> . . . . .			-	<u>4,715</u>	<u>1,775</u>	<u>2,677</u>
AH-7E/7E-2 . . . . .	Sparrow	Raytheon	-	4,715	1,775	2,553
AH-7E (FMS) . . . . .	Sparrow	Raytheon	-	-	-	124
<u>TARGET DRONE - TOTAL</u> . . . . .			-	<u>2,260</u>	<u>699</u>	<u>344</u>
QM-34A (USAF) . . . . .	Firebee	Ryan	-	858	147	114
QM-34A (NAVY) . . . . .	Firebee	Ryan	-	1,161	412	66
BQM-34A (FMS) . . . . .	Firebee	Ryan	-	-	6 <sup>a/</sup>	-
BQM-34F (USAF) . . . . .	Firebee	Ryan	-	-	-	44
MQM-34D (ARMY) . . . . .	Firebee	Ryan	-	241	134	120

<sup>a/</sup> Pay back to USAF

Source: Data Applications Division, Data Services Center, Comptroller of the Air Force.

DOWNGRADED AT 3 YEAR INTERVALS;  
 DECLASSIFIED AFTER 12 YEARS.  
 DOD DIR. 5200.10

**TABLE 35 - FUNCTIONAL DISTRIBUTION OF USAF AIRCRAFT BY MISSION, WORLD-WIDE, AT END OF QUARTER - FY 1969**

(IRAN - Inspection and Repair As Necessary)

MISSION OF AIRCRAFT	AIR-CRAFT TOTAL	ACTIVE											INACTIVE TOTAL
		Total	Operating							Non-Operating			
			Total	Tactical and Combat Support	Training	Operational Support	Administrative	Special Activity and Utility Transport	Test and Test Support	Total	Maintenance, Modification and IRAN	Other	
30 SEPTEMBER 1968													
<u>TOTAL . . . . .</u>	<u>14,636</u>	<u>12,358</u>	<u>10,975</u>	<u>6,890</u>	<u>2,875</u>	<u>48</u>	<u>106</u>	<u>648</u>	<u>408</u>	<u>1,383</u>	<u>1,042</u>	<u>341</u>	<u>2,278</u>
Bomber . . . . .	1,217	777	715	676	13	-	-	2	24	62	49	13	440
Tanker . . . . .	691	666	642	626	-	-	-	-	16	24	23	1	25
Fighter . . . . .	4,213	3,745	3,110	2,340	613	-	-	9	148	635	482	153	468
Reconnaissance . . . . .	1,199	1,010	846	727	93	-	-	4	22	164	121	43	189
Search and Rescue . . . . .	122	88	79	75	-	-	-	2	2	9	7	2	34
Special Research . . . . .	9	5	5	-	-	-	-	-	5	-	-	-	4
Cargo . . . . .	2,517	2,268	2,001	1,290	96	1	85	439	90	267	210	57	249
Trainer . . . . .	3,236	2,590	2,475	329	1,891	40	20	134	61	115	80	35	646
Helicopter . . . . .	534	476	449	363	56	-	1	4	25	27	17	10	58
Attack . . . . .	169	169	124	52	64	-	-	-	8	45	34	11	53
Utility . . . . .	729	564	529	412	49	7	-	54	7	35	19	16	165
31 DECEMBER 1968													
<u>TOTAL . . . . .</u>	<u>14,314</u>	<u>12,318</u>	<u>10,853</u>	<u>6,740</u>	<u>2,913</u>	<u>42</u>	<u>106</u>	<u>652</u>	<u>400</u>	<u>1,465</u>	<u>1,118</u>	<u>347</u>	<u>1,996</u>
Bomber . . . . .	1,008	773	703	666	8	-	-	2	27	70	63	7	235
Tanker . . . . .	688	663	631	616	-	-	-	-	15	32	28	4	25
Fighter . . . . .	4,169	3,715	3,033	2,296	587	-	-	9	141	682	515	167	454
Reconnaissance . . . . .	1,171	1,031	830	720	85	-	-	4	21	201	151	50	140
Search and Rescue . . . . .	118	83	79	74	-	-	-	2	3	4	2	2	35
Special Research . . . . .	9	5	5	-	-	-	-	-	5	-	-	-	4
Cargo . . . . .	2,497	2,235	1,972	1,232	101	1	86	466	86	263	208	55	262
Trainer . . . . .	3,265	2,637	2,518	315	1,956	40	19	129	59	119	92	27	628
Helicopter . . . . .	536	477	453	367	57	-	1	4	24	24	10	14	59
Attack . . . . .	173	173	133	56	67	-	-	-	10	40	32	8	53
Utility . . . . .	680	526	496	398	52	1	-	36	9	30	17	13	154

DOWNGRADED TO:  
UNCLASSIFIED AFTER 1 YEAR

TABLE 35 - FUNCTIONAL DISTRIBUTION OF USAF AIRCRAFT BY MISSION, WORLD-WIDE, AT END OF QUARTER - FY 1969 (CONTINUED)

(IRAN - Inspection and Repair As Necessary)

MISSION OF AIRCRAFT	ACTIVE												INACTIVE TOTAL
	AIR-CRAFT TOTAL	Total	Operating							Non-Operating			
			Total	Tactical and Combat Support	Training	Operational Support	Administrative	Special Activity and Utility Support	Test and Test Support	Total	Maintenance, Modification and IRAN	Other	
31 MARCH 1969													
<u>TOTAL</u> . . . . .	<u>13,940</u>	<u>12,369</u>	<u>10,906</u>	<u>6,690</u>	<u>3,041</u>	<u>40</u>	<u>105</u>	<u>639</u>	<u>391</u>	<u>1,463</u>	<u>1,064</u>	<u>399</u>	<u>1,571</u>
Bomber . . . . .	798	766	678	642	6	-	-	2	28	88	82	6	32
Tanker . . . . .	688	663	627	612	-	-	-	-	15	36	35	1	25
Fighter . . . . .	4,147	3,730	3,082	2,295	650	-	-	6	131	648	465	183	417
Reconnaissance . . . . .	1,137	1,078	873	749	100	-	-	3	21	205	137	68	59
Search and Rescue . . . . .	111	81	70	66	-	-	-	2	2	11	9	2	30
Special Research . . . . .	5	3	3	-	-	-	-	-	3	-	-	-	2
Cargo . . . . .	2,412	2,205	1,925	1,195	100	-	86	456	88	280	201	79	207
Trainer . . . . .	3,274	2,663	2,564	318	2,000	40	18	127	61	99	75	24	611
Helicopter . . . . .	521	468	447	360	57	-	1	4	25	21	11	10	53
Attack . . . . .	177	177	150	66	74	-	-	-	10	27	22	5	-
Utility . . . . .	670	535	487	387	54	-	-	39	7	48	27	21	135
30 JUNE 1969													
<u>TOTAL</u> . . . . .	<u>13,688</u>	<u>12,202</u>	<u>10,815</u>	<u>6,535</u>	<u>3,139</u>	<u>39</u>	<u>105</u>	<u>616</u>	<u>381</u>	<u>1,387</u>	<u>1,048</u>	<u>339</u>	<u>1,486</u>
Bomber . . . . .	774	732	646	607	7	-	-	2	30	86	81	5	42
Tanker . . . . .	687	662	626	612	-	-	-	-	14	36	33	3	25
Fighter . . . . .	3,992	3,617	3,046	2,219	682	-	-	8	137	571	401	170	375
Reconnaissance . . . . .	1,093	1,063	895	783	85	-	-	2	25	168	132	36	30
Search and Rescue . . . . .	105	73	66	60	-	-	-	2	4	7	6	1	32
Special Research . . . . .	4	2	2	-	-	-	-	-	2	-	-	-	2
Cargo . . . . .	2,287	2,087	1,804	1,100	101	-	81	448	74	283	226	57	200
Trainer . . . . .	3,353	2,744	2,609	319	2,054	39	23	121	53	135	93	42	609
Helicopter . . . . .	535	480	441	353	57	-	1	4	26	39	30	9	55
Attack . . . . .	208	208	191	87	91	-	-	-	13	17	13	4	-
Utility . . . . .	650	534	489	395	62	-	-	29	3	45	33	12	116

DOWNGRADED TO:  
UNCLASSIFIED AFTER 1 YEAR

TABLE 36 - FUNCTIONAL DISTRIBUTION OF USAF AIRCRAFT BY MISSION, DESIGN, AND SELECTED SERIES, WORLD-WIDE --  
30 JUNE 1969

(IRAN - Inspection and Repair As Necessary)

MISSION, DESIGN, AND SELECTED SERIES	AIR- CRAFT TOTAL	ACTIVE											INAC- TIVE TOTAL
		Total	Operating							Non-Operating			
			Total Active	Tactical and Combat Support	Training	Opera- tional Support	Admin - istra- tive	Special Activity and Util- ity Trans- port	Test and Test Support	Total	Mainte- nance, Modifi- cation and IRAN	Other	
<u>TOTAL . . . . .</u>	<u>13,688</u>	<u>12,202</u>	<u>10,815</u>	<u>6,535</u>	<u>3,139</u>	<u>39</u>	<u>105</u>	<u>616</u>	<u>381</u>	<u>1,387</u>	<u>1,048</u>	<u>339</u>	<u>1,486</u>
<u>BOMBER - TOTAL . . . . .</u>	<u>774</u>	<u>732</u>	<u>646</u>	<u>607</u>	<u>7</u>	<u>-</u>	<u>-</u>	<u>2</u>	<u>30</u>	<u>86</u>	<u>81</u>	<u>5</u>	<u>42</u>
B-17 . . . . .	2	-	-	-	-	-	-	-	-	-	-	-	2
B-26 . . . . .	8	1	-	-	-	-	-	-	-	1	-	1	7
B-45 . . . . .	1	1	1	-	-	-	-	-	1	-	-	-	-
B-47 . . . . .	2	2	-	-	-	-	-	-	2	-	-	-	-
B-52 . . . . .	621	588	534	519	-	-	-	2	13	54	53	1	33
B-57 . . . . .	55	55	34	17	7	-	-	-	10	21	20	1	-
B-58 . . . . .	80	80	71	71	-	-	-	-	-	9	8	1	-
B-66 . . . . .	2	2	1	-	-	-	-	-	1	1	-	1	-
FB-111 . . . . .	3	3	3	-	-	-	-	-	3	-	-	-	-
<u>TANKER - TOTAL . . . . .</u>	<u>687</u>	<u>662</u>	<u>626</u>	<u>612</u>	<u>-</u>	<u>-</u>	<u>-</u>	<u>-</u>	<u>14</u>	<u>36</u>	<u>33</u>	<u>3</u>	<u>25</u>
KC-97 . . . . .	25	-	-	-	-	-	-	-	-	-	-	-	25
KC-135 . . . . .	662	662	626	612	-	-	-	-	14	36	33	3	-
<u>FIGHTER - TOTAL . . . . .</u>	<u>3,992</u>	<u>3,617</u>	<u>3,046</u>	<u>2,219</u>	<u>682</u>	<u>-</u>	<u>-</u>	<u>8</u>	<u>137</u>	<u>571</u>	<u>401</u>	<u>170</u>	<u>375</u>
A-1E . . . . .	56	53	46	23	22	-	-	-	1	7	6	1	3
A-1G . . . . .	7	7	7	7	-	-	-	-	-	-	-	-	-
A-1H . . . . .	75	75	46	42	4	-	-	-	-	29	18	11	-
A-1J . . . . .	16	16	9	9	-	-	-	-	-	7	4	3	-
F-4A . . . . .	1	1	-	-	-	-	-	-	-	1	-	1	-
F-4C . . . . .	366	366	289	213	66	-	-	-	10	77	59	18	-
F-4D . . . . .	655	655	570	503	55	-	-	-	12	85	64	21	-
F-4E . . . . .	374	374	354	241	98	-	-	8	7	20	3	17	-
YF-4E . . . . .	3	3	3	-	-	-	-	-	3	-	-	-	-
F-5A . . . . .	9	9	7	-	5	-	-	-	2	2	1	1	-
YF-5A . . . . .	1	1	1	-	-	-	-	-	1	-	-	-	-
F-5B . . . . .	6	6	-	-	5	-	-	-	-	-	-	-	-
F-5C . . . . .	1	1	1	-	1	-	-	-	-	-	-	-	-
F-84F . . . . .	16	1	1	-	-	-	-	-	1	-	-	-	15
F-86E . . . . .	1	1	-	-	-	-	-	-	-	1	-	1	-

DOWNGRADED TO:  
UNCLASSIFIED AFTER 1 YEAR

TABLE 36 -- FUNCTIONAL DISTRIBUTION OF USAF AIRCRAFT BY MISSION, DESIGN, AND SELECTED SERIES, WORLD-WIDE --  
30 JUN 1969 (CONTINUED)

MISSION, DESIGN, AND SELECTED SERIES	AIR- CRAFT TOTAL	ACTIVE										INAC- TIVE TOTAL	
		Total	Operating							Non-Operating			
			Total Active	Tactical and Combat Support	Training	Opera- tional Support	Admin- istra- tive	Special Activity and Util- ity Trans- port	Test and Test Support	Total	Mainte- nance, Modifi- cation and IRAN		Other
<u>FIGHTER (Continued)</u>													
F-86F . . . . .	15	5	4	-	3	-	-	-	1	1	-	1	10
F-86H . . . . .	18	-	-	-	-	-	-	-	-	-	-	-	18
F-86L . . . . .	103	-	-	-	-	-	-	-	-	-	-	-	103
F-89J . . . . .	3	3	-	-	-	-	-	-	-	-	-	3	-
F-100A . . . . .	39	4	3	-	-	-	-	3	1	-	-	1	35
F-100C . . . . .	97	97	91	44	42	-	-	5	6	3	3	3	-
F-100D . . . . .	473	473	389	351	32	-	-	6	84	71	13	5	-
F-100F . . . . .	167	167	145	64	67	-	-	14	22	17	-	5	-
F-101A . . . . .	3	3	-	-	-	-	-	-	3	-	-	3	-
F-101C . . . . .	1	1	-	-	-	-	-	-	1	-	-	1	-
F-101B . . . . .	270	113	94	85	-	-	-	9	19	15	4	4	157
TF-101B . . . . .	1	-	-	-	-	-	-	-	-	-	-	-	1
F-101F . . . . .	46	35	32	18	14	-	-	-	3	2	1	1	11
TF-101F . . . . .	4	4	4	-	4	-	-	-	-	-	-	-	-
F-102A . . . . .	260	260	224	174	47	-	-	3	36	24	12	-	-
TF-102A . . . . .	53	53	45	14	30	-	-	1	8	5	3	-	-
F-104A . . . . .	61	43	29	23	2	-	-	4	14	14	-	-	18
F-104B . . . . .	9	8	6	3	-	-	-	3	2	2	-	-	1
F-104C . . . . .	8	8	8	-	6	-	-	2	-	-	-	-	-
F-104D . . . . .	13	13	13	-	5	-	-	8	-	-	-	-	-
F-104G . . . . .	58	58	52	-	52	-	-	-	6	6	-	-	-
TF-104G . . . . .	37	37	35	-	35	-	-	-	2	2	-	-	-
F-105B . . . . .	16	16	13	-	13	-	-	-	3	3	-	-	-
F-105D . . . . .	161	161	131	110	11	-	-	10	30	23	7	-	-
F-105F . . . . .	89	89	71	38	28	-	-	5	18	13	5	-	-
F-106A . . . . .	216	216	182	180	-	-	-	2	34	27	7	-	-
F-106B . . . . .	54	53	44	24	16	-	-	4	9	7	2	1	-
F-111A . . . . .	130	128	91	53	19	-	-	19	37	12	25	2	-
<u>RECONNAISSANCE - TOTAL</u> . .	<u>1,093</u>	<u>1,063</u>	<u>895</u>	<u>783</u>	<u>85</u>	-	-	<u>25</u>	<u>168</u>	<u>132</u>	<u>36</u>	<u>30</u>	<u>12</u>
EA-1 . . . . .	12	-	-	-	-	-	-	-	-	-	-	-	-
RF-4C . . . . .	327	327	296	273	16	-	-	7	31	27	4	-	-

DOWNGRADED TO:  
UNCLASSIFIED AFTER 1 YEAR

TABLE 36 — FUNCTIONAL DISTRIBUTION OF USAF AIRCRAFT BY MISSION, DESIGN, AND SELECTED SERIES, WORLD-WIDE —  
30 JUN 1969 (CONTINUED)

MISSION, DESIGN, AND SELECTED SERIES	AIR- CRAFT TOTAL	ACTIVE											INAC- TIVE TOTAL	
		Total	Operating							Non-Operating				
			Total Active	Tactical and Combat Support	Training	Opera- tional Support	Admin- istra- tive	Special Activity and Util- ity Trans- port	Test and Test Support	Total	Mainte- nance, Modifi- cation and IRAN	Other		
<u>RECONNAISSANCE</u> (Continued)														
OV-10 . . . . .	152	151	135	111	24	-	-	-	-	-	16	5	11	1
ET-29 . . . . .	13	13	12	-	12	-	-	-	-	-	1	-	1	-
RB-45 . . . . .	1	1	1	-	-	-	-	-	-	1	-	-	-	2
EB-47 . . . . .	2	-	-	-	-	-	-	-	-	-	-	-	-	-
RB-47 . . . . .	1	1	1	-	-	-	-	-	-	1	-	-	-	-
WB-47 . . . . .	24	24	19	19	-	-	-	-	-	-	5	5	-	-
EC-47 . . . . .	66	61	49	49	-	-	-	-	-	-	12	12	-	5
WB-50 . . . . .	1	-	-	-	-	-	-	-	-	-	-	-	-	1
EC-54 . . . . .	1	1	1	1	-	-	-	-	-	-	-	-	-	-
EB-57 . . . . .	55	55	46	45	1	-	-	-	-	-	9	9	-	-
RB-57 . . . . .	30	30	22	19	-	-	-	-	2	1	8	5	3	-
EB-66 . . . . .	65	65	46	39	7	-	-	-	-	-	19	10	9	-
RB-66 . . . . .	29	29	16	-	15	-	-	-	-	1	13	13	-	-
WB-66 . . . . .	11	5	2	-	-	-	-	-	-	2	3	1	2	6
RF-84F . . . . .	1	1	1	-	-	-	-	-	-	1	-	-	-	-
RF-101A . . . . .	15	14	12	6	6	-	-	-	-	-	2	-	2	1
RF-101G . . . . .	61	61	52	51	-	-	-	-	-	1	9	9	-	-
RF-101H . . . . .	1	1	1	-	-	-	-	-	-	1	-	-	-	-
RF-111D . . . . .	1	1	1	-	-	-	-	-	-	1	-	-	-	-
EC-121 . . . . .	106	104	80	77	3	-	-	-	-	-	24	23	1	2
RC-130 . . . . .	17	17	15	13	1	-	-	-	-	1	2	2	-	-
WC-130 . . . . .	14	14	13	13	-	-	-	-	-	-	1	1	-	-
EC-135 . . . . .	54	54	46	39	-	-	-	-	-	7	8	7	1	-
RC-135 . . . . .	23	23	22	22	-	-	-	-	-	-	1	1	-	-
WC-135 . . . . .	10	10	6	6	-	-	-	-	-	-	4	2	2	-
<u>SEARCH AND RESCUE - TOTAL</u>	<u>105</u>	<u>73</u>	<u>66</u>	<u>60</u>	<u>-</u>	<u>-</u>	<u>-</u>	<u>2</u>	<u>4</u>	<u>7</u>	<u>2</u>	<u>6</u>	<u>1</u>	<u>22</u>
HU-16 . . . . .	32	6	4	4	-	-	-	-	-	2	2	-	-	6
HC-47 . . . . .	10	4	4	2	-	-	-	-	-	-	-	-	-	-
HC-54 . . . . .	3	3	3	2	-	-	-	-	-	1	-	-	-	-
HC-130 . . . . .	60	60	55	52	-	-	-	-	-	3	5	4	1	-

DOWNGRADED TO:  
UNCLASSIFIED AFTER 1 YEAR



TABLE 36 -- FUNCTIONAL DISTRIBUTION OF USAF AIRCRAFT BY MISSION, DESIGN, AND SELECTED SERIES, WORLD-WIDE --  
30 JUN 1969 (CONTINUED)

MISSION, DESIGN, AND SELECTED SERIES	AIR- CRAFT TOTAL	ACTIVE											INAC- TIVE TOTAL	
		Total	Operating							Non-Operating				
			Total Active	Tactical and Combat Support	Training	Operational Support	Admin- istra- tive	Special Activity and Util- ity Trans- port	Test and Test Support	Total	Mainte- nance, Modifi- cation and IRAN	Other		
<u>SPECIAL RESEARCH - TOTAL</u>	<u>4</u>	<u>2</u>	<u>2</u>	-	-	-	-	-	-	<u>2</u>	-	-	-	<u>2</u>
XV-6 . . . . .	4	2	2	-	-	-	-	-	-	2	-	-	-	2
<u>CARGO - TOTAL</u>	<u>2,237</u>	<u>2,087</u>	<u>1,804</u>	<u>1,100</u>	<u>101</u>	-	<u>81</u>	<u>448</u>	<u>74</u>	<u>283</u>	<u>226</u>	<u>57</u>	<u>200</u>	
VC-6 . . . . .	1	1	1	1	-	-	-	-	-	-	-	-	-	-
C-7 . . . . .	126	116	107	89	18	-	-	-	-	9	7	2	10	
C-9 . . . . .	8	8	8	8	-	-	-	-	-	-	-	-	-	
CT-29 . . . . .	3	3	-	-	-	-	-	-	-	3	3	-	-	
VT-29 . . . . .	165	160	139	12	1	-	20	106	-	21	17	4	5	
C-46 . . . . .	1	-	-	-	-	-	-	-	-	-	-	-	1	
C-47 . . . . .	239	192	178	53	23	-	1	101	-	14	11	3	47	
VC-47 . . . . .	112	84	76	2	7	-	-	66	1	8	4	4	28	
AC-47 . . . . .	19	19	17	14	3	-	-	-	-	2	2	-	-	
C-54 . . . . .	108	86	77	1	1	-	7	63	5	9	5	4	22	
VC-54 . . . . .	19	16	13	-	-	-	-	13	-	3	2	1	3	
C-97 . . . . .	72	40	36	1	-	-	-	35	-	4	4	-	32	
C-117 . . . . .	13	6	6	-	1	-	1	4	-	-	-	-	7	
VC-117 . . . . .	2	-	-	-	-	-	-	-	-	-	-	-	2	
C-118 . . . . .	50	50	40	18	-	-	7	15	-	10	9	1	-	
VC-118 . . . . .	44	44	41	6	-	-	25	10	-	3	3	-	-	
C-119 . . . . .	51	23	19	-	1	-	-	18	-	4	-	4	28	
YC-119K . . . . .	1	-	-	-	-	-	-	-	-	-	-	-	1	
C-121 . . . . .	15	14	12	1	7	-	-	-	4	2	2	-	1	
C-123 . . . . .	131	131	99	76	22	-	1	-	-	32	19	13	-	
C-124 . . . . .	67	58	46	46	-	-	-	-	-	12	9	3	9	
C-130 . . . . .	565	563	473	437	17	-	-	-	-	19	78	12	2	
DC-130 . . . . .	12	12	9	6	-	-	-	-	3	3	3	-	-	
C-131 . . . . .	92	92	79	15	-	-	16	17	31	13	9	4	-	
VC-131 . . . . .	8	7	4	2	-	-	2	-	-	3	2	1	1	
VC-131H . . . . .	4	4	4	3	-	-	1	-	-	-	-	-	-	
C-133 . . . . .	41	41	34	34	-	-	-	-	-	7	7	-	-	
C-135 . . . . .	12	12	6	4	-	-	-	-	8	4	4	-	-	
VC-135 . . . . .	5	5	4	4	-	-	-	-	-	1	1	-	-	

DOWNGRADED TO:  
UNCLASSIFIED AFTER 1 YEAR

TABLE 36 - FUNCTIONAL DISTRIBUTION OF USAF AIRCRAFT BY MISSION, DESIGN, AND SELECTED SERIES, WORLD-WIDE -  
30 JUN 1969 (CONTINUED)

MISSION, DESIGN, AND SELECTED SERIES	AIR- CRAFT TOTAL	ACTIVE										INAC- TIVE TOTAL		
		Total	Operating							Non-Operating				
			Total Active	Tactical and Combat Support	Training	Opera- tional Support	Admin- istra- tive	Special Activity and Util- ity Trans- port	Test and Test Support	Total	Mainte- nance Modifi- cation and IRAN		Other	
<b>CARGO (Continued)</b>														
VC-137 . . . . .	4	4	3	3	-	-	-	-	-	-	1	-	1	-
C-140. . . . .	9	9	9	9	-	-	-	-	-	-	-	-	-	-
VC-140 . . . . .	6	6	5	5	-	-	-	-	-	1	1	-	-	-
C-141. . . . .	281	281	257	254	-	-	-	-	-	3	24	24	-	-
XC-142 . . . . .	1	-	-	-	-	-	-	-	-	-	-	-	-	1
<b>TRAINER - TOTAL . . . . .</b>	<b>3,353</b>	<b>2,744</b>	<b>2,609</b>	<b>319</b>	<b>2,054</b>	<b>39</b>	<b>23</b>	<b>121</b>	<b>53</b>	<b>135</b>	<b>93</b>	<b>42</b>	<b>609</b>	
T-28 . . . . .	92	91	59	8	50	-	-	-	1	32	9	23	1	
T-29 . . . . .	148	136	121	1	94	-	4	20	2	15	13	2	12	
T-33 . . . . .	890	546	517	302	135	39	-	16	25	29	19	10	344	
DT-33. . . . .	9	4	4	-	-	-	-	-	4	-	-	-	5	
T-34 . . . . .	48	-	-	-	-	-	-	-	-	-	-	-	48	
T-37 . . . . .	788	788	759	-	753	-	-	-	6	29	28	1	-	
T-38 . . . . .	975	975	967	7	949	-	-	-	11	8	7	1	-	
T-39 . . . . .	144	144	123	-	15	-	19	85	4	21	17	4	-	
T-41 . . . . .	236	45	45	-	45	-	-	-	-	-	-	-	191	
TC-47. . . . .	10	4	3	-	3	-	-	-	-	1	-	1	6	
TC-54. . . . .	4	2	2	-	2	-	-	-	-	-	-	-	2	
TB-57. . . . .	1	1	1	1	-	-	-	-	-	-	-	-	-	
TB-58. . . . .	8	8	8	-	8	-	-	-	-	-	-	-	-	
<b>HELICOPTER - TOTAL . . . . .</b>	<b>535</b>	<b>480</b>	<b>441</b>	<b>353</b>	<b>57</b>	<b>-</b>	<b>1</b>	<b>4</b>	<b>26</b>	<b>39</b>	<b>30</b>	<b>9</b>	<b>55</b>	
TH-1 . . . . .	27	27	27	2	25	-	-	-	-	-	-	-	-	
UH-1 . . . . .	105	105	103	86	5	-	1	4	7	2	1	1	-	
CH-3 . . . . .	67	67	64	37	14	-	-	-	13	3	1	2	-	
HH-3 . . . . .	32	32	31	31	-	-	-	-	-	1	1	-	-	
YOH-6. . . . .	1	1	1	-	-	-	-	-	1	-	-	-	-	
OH-13. . . . .	3	3	3	-	3	-	-	-	-	-	-	-	-	
HH-19. . . . .	23	13	9	9	-	-	-	-	-	4	-	4	10	
UH-19. . . . .	46	10	9	9	-	-	-	-	-	1	-	1	36	
CH-21. . . . .	27	23	22	20	-	-	-	-	2	1	1	-	4	
HH-21. . . . .	13	13	13	12	-	-	-	-	1	-	-	-	-	

DOWNGRADED TO:  
UNCLASSIFIED AFTER 1 YEAR

CONFIDENTIAL

TABLE 36 - FUNCTIONAL DISTRIBUTION OF USAF AIRCRAFT BY MISSION, DESIGN, AND SELECTED SERIES, WORLD-WIDE -  
30 JUN 1969 (CONTINUED)

MISSION, DESIGN, AND SELECTED SERIES	AIR- CRAFT TOTAL	ACTIVE											INAC- TIVE TOTAL	
		Total	Operating							Non-Operating				
			Total	Tactical and Combat Support	Training	Opera- tional Support	Admin- istra- tive	Special Activity and Util- ity Trans- port	Test and Test Support	Total	Mainte- nance, Modifi- cation and IRAN	Other		
<u>HELICOPTER (Continued)</u>														
CH-34 . . . . .	7	7	-	-	-	-	-	-	-	-	7	7	-	-
UH-34 . . . . .	14	10	-	-	-	-	-	-	-	-	10	10	-	4
HH-43 . . . . .	155	154	146	136	10	-	-	-	-	-	8	8	-	1
HH-53 . . . . .	15	15	13	11	-	-	-	-	-	2	2	1	1	-
<u>BACK - TOTAL . . . . .</u>	<u>208</u>	<u>208</u>	<u>191</u>	<u>87</u>	<u>91</u>	-	-	-	-	<u>13</u>	<u>17</u>	<u>13</u>	<u>4</u>	-
CH-3 . . . . .	1	1	-	-	-	-	-	-	-	-	1	-	1	-
CH-7 . . . . .	5	5	5	-	-	-	-	-	-	5	-	-	-	-
CH-26 . . . . .	25	25	24	24	-	-	-	-	-	-	1	1	-	-
CH-33 . . . . .	38	38	38	-	38	-	-	-	-	-	-	-	-	-
CH-37 . . . . .	77	77	75	27	44	-	-	-	-	4	2	1	1	-
CH-37A . . . . .	2	2	2	-	-	-	-	-	-	2	-	-	-	-
AC-119 . . . . .	52	52	41	32	8	-	-	-	-	1	11	10	1	-
AC-123 . . . . .	1	1	-	-	-	-	-	-	-	-	1	1	-	-
AC-130 . . . . .	7	7	6	4	1	-	-	-	-	1	1	-	1	-
<u>UTILITY - TOTAL . . . . .</u>	<u>650</u>	<u>534</u>	<u>489</u>	<u>395</u>	<u>62</u>	-	-	-	<u>29</u>	<u>3</u>	<u>45</u>	<u>33</u>	<u>12</u>	<u>116</u>
O-1 . . . . .	147	147	144	127	17	-	-	-	-	-	3	3	-	-
U-1 . . . . .	3	3	2	-	-	-	-	-	-	-	1	1	-	-
O-2 . . . . .	220	219	211	174	36	-	-	-	-	1	8	3	5	1
U-3 . . . . .	110	47	24	1	-	-	-	-	-	22	1	20	3	63
U-4 . . . . .	4	2	2	2	-	-	-	-	-	-	-	-	-	2
U-6 . . . . .	39	14	14	11	-	-	-	-	2	1	-	-	-	25
U-7 . . . . .	5	-	-	-	-	-	-	-	-	-	-	-	-	5
U-10 . . . . .	55	55	55	47	8	-	-	-	-	-	-	-	-	-
U-18 . . . . .	21	1	-	-	-	-	-	-	-	-	1	-	1	20
UC-123 . . . . .	46	46	37	33	1	-	-	-	3	-	9	6	3	-

Source: Data Applications Division, Data Services Center, Comptroller of the Air Force

DOWNGRADED TO:  
UNCLASSIFIED AFTER 1 YEAR

CONFIDENTIAL

**CONFIDENTIAL**

TABLE 37 - FUNCTIONAL DISTRIBUTION OF USAF MISSILES BY MISSION, DESIGN, AND SERIES, WORLD-WIDE, BY QUARTER - FY 1969

(IRAN - Inspection and Repair As Necessary)

MISSION, DESIGN, AND SERIES	MIS-SILE TOTAL	ACTIVE							INACTIVE TOTAL	
		Total	Operating			Non-Operating				
			Total	Tactical and Combat Support	Training	Test and Test Support	Total	Maintenance, Modification and IRAN		Other
30 SEPTEMBER 1968										
TOTAL . . . . .	2,656	2,267	1,912	1,855	10	47	355	243	112	389
STRATEGIC TOTAL . . . . .	2,333	2,014	1,671	1,647	-	24	343	243	100	319
CGM-16D (Atlas) . . . . .	2	2	1	-	-	1	1	-	1	-
CGM-16E (Atlas) . . . . .	36	-	-	-	-	-	-	-	-	36
HGM-16F (Atlas) . . . . .	77	9	4	-	-	4	5	3	2	68
FGM-17A (Thor) . . . . .	6	-	-	-	-	-	-	-	-	6
ADM-20C (Quail) . . . . .	445	445	445	445	-	-	-	-	-	-
LGM-25C (Titan) . . . . .	71	70	57	57	-	-	13	5	8	1
AGM-28A (Hound Dog) . . . . .	194	3	-	-	-	-	3	-	3	191
AGM-28B (Hound Dog) . . . . .	364	364	317	317	-	-	47	45	2	-
LGM-30A (Minuteman) . . . . .	80	80	49	49	-	-	31	31	-	-
LGM-30B (Minuteman) . . . . .	586	573	512	508	-	4	61	40	21	1
LGM-30F (Minuteman) . . . . .	471	467	286	271	-	15	181	119	62	-
LGM-30G (Minuteman) . . . . .	1	1	-	-	-	-	1	-	1	-
TACTICAL TOTAL . . . . .	129	87	78	55	-	23	9	-	2	42
CGM-13A (Mace) . . . . .	50	23	23	-	-	23	-	-	-	27
CGM-13B (Mace) . . . . .	79	64	55	55	-	-	9	-	9	15
AIR DEFENSE TOTAL . . . . .	194	166	163	153	10	-	3	-	3	26
CIM-10A (Bomarc) . . . . .	34	7	7	-	7	-	-	-	-	27
CIM-10B (Bomarc) . . . . .	160	159	156	153	3	-	3	-	3	1
31 DECEMBER 1968										
TOTAL . . . . .	2,629	2,249	2,079	2,038	10	31	170	112	58	360
STRATEGIC TOTAL . . . . .	2,321	2,009	1,850	1,832	2	16	159	112	47	312
CGM-16D (Atlas) . . . . .	2	2	1	-	-	1	1	-	1	-
CGM-16E (Atlas) . . . . .	36	-	-	-	-	-	-	-	-	36
HGM-16F (Atlas) . . . . .	73	6	3	-	-	3	3	3	-	67
FGM-17A (Thor) . . . . .	6	-	-	-	-	-	-	-	-	6
ADM-20C (Quail) . . . . .	445	445	445	445	-	-	-	-	-	-
LGM-25C (Titan) . . . . .	70	69	60	60	-	-	9	4	5	1
AGM-28A (Hound Dog) . . . . .	193	2	-	-	-	-	2	-	2	191
AGM-28B (Hound Dog) . . . . .	359	359	312	312	-	-	47	45	2	-
LGM-30A (Minuteman) . . . . .	67	67	45	45	-	-	22	22	-	-
LGM-30B (Minuteman) . . . . .	578	568	549	544	1	4	19	16	3	10
LGM-30F (Minuteman) . . . . .	491	490	435	426	1	8	55	22	33	1
LGM-30G (Minuteman) . . . . .	1	1	-	-	-	-	1	-	1	-
TACTICAL TOTAL . . . . .	121	79	70	55	-	15	9	-	2	42
CGM-13A (Mace) . . . . .	42	15	15	-	-	15	-	-	-	27
CGM-13B (Mace) . . . . .	79	64	55	55	-	-	9	-	9	15
AIR DEFENSE TOTAL . . . . .	187	161	159	151	8	-	2	-	2	26
CIM-10A (Bomarc) . . . . .	29	4	4	-	4	-	-	-	-	25
CIM-10B (Bomarc) . . . . .	158	157	155	151	4	-	2	-	2	1

**CONFIDENTIAL**

DOWNGRADED TO:  
UNCLASSIFIED AFTER 1 YEAR

**TABLE 37 — FUNCTIONAL DISTRIBUTION OF USAF MISSILES BY MISSION, DESIGN, AND SERIES,  
WORLD-WIDE, BY QUARTER — FY 1969 (CONTINUED)**

MISSION, DESIGN AND SERIES	MIS- SILE TOTAL	ACTIVE								INAC- TIVE TOTAL
		Operating					Non-Operating			
		Total	Total	Tacti- cal and Combat Support	Train- ing	Test and Test Sup- port	Total	Mainte- nance, Modifi- cation and IRAN	Other	
31 MARCH 1969										
TOTAL . . . . .	2,432	2,272	2,060	1,995	12	53	212	100	112	160
<u>STRATEGIC TOTAL</u> . . . . .	<u>2,139</u>	<u>2,012</u>	<u>1,831</u>	<u>1,810</u>	<u>2</u>	<u>19</u>	<u>181</u>	<u>100</u>	<u>81</u>	<u>127</u>
CGM-16D (Atlas) . . . . .	-	-	-	-	-	-	-	-	-	-
CGM-16E (Atlas) . . . . .	36	-	-	-	-	-	-	-	-	36
HGM-16F (Atlas) . . . . .	71	7	4	-	-	4	3	3	-	64
PGM-17A (Thor) . . . . .	8	2	-	-	-	-	2	2	-	6
ADM-20C (Quail) . . . . .	445	445	445	445	-	-	-	-	-	-
LGM-25C (Titan) . . . . .	70	69	60	60	-	-	9	6	3	1
AGM-28A (Hound Dog) . . . . .	13	2	-	-	-	-	2	-	2	11
AFM-28B (Hound Dog) . . . . .	354	354	305	305	-	-	49	47	2	-
LGM-30A (Minuteman) . . . . .	47	47	25	25	-	-	22	22	-	-
LGM-30B (Minuteman) . . . . .	567	560	541	536	1	4	19	11	8	7
LGM-30F (Minuteman) . . . . .	527	525	451	439	1	11	74	9	65	2
LGM-30G (Minuteman) . . . . .	1	1	-	-	-	-	1	-	1	-
<u>TACTICAL TOTAL</u> . . . . .	<u>113</u>	<u>98</u>	<u>70</u>	<u>36</u>	<u>-</u>	<u>34</u>	<u>28</u>	<u>-</u>	<u>28</u>	<u>15</u>
MGM-13A (Mace) . . . . .	34	33	33	-	-	33	-	-	-	1
CGM-13B (Mace) . . . . .	79	65	37	36	-	1	28	-	28	14
<u>AIR DEFENSE TOTAL</u> . . . . .	<u>180</u>	<u>162</u>	<u>159</u>	<u>149</u>	<u>10</u>	<u>-</u>	<u>3</u>	<u>-</u>	<u>3</u>	<u>18</u>
CIM-10A (Bomarc) . . . . .	20	3	3	-	3	-	-	-	-	17
CGM-10A (Bomarc) . . . . .	4	4	4	-	-	-	-	-	-	-
CIM-10B (Bomarc) . . . . .	156	155	152	149	3	-	3	-	3	1
30 JUNE 1969										
TOTAL . . . . .	2,489	2,217	1,954	1,839	15	50	263	67	196	272
<u>STRATEGIC TOTAL</u> . . . . .	<u>2,146</u>	<u>1,957</u>	<u>1,725</u>	<u>1,700</u>	<u>2</u>	<u>17</u>	<u>232</u>	<u>67</u>	<u>165</u>	<u>189</u>
CGM-16E (Atlas) . . . . .	37	-	-	-	-	-	-	-	-	37
HGM-16F (Atlas) . . . . .	67	6	4	-	-	4	2	2	-	61
PGM-17A (Thor) . . . . .	7	1	-	-	-	-	1	1	-	6
ADM-20C (Quail) . . . . .	445	445	444	444	-	-	1	1	-	-
HGM-25A (Titan) . . . . .	2	-	-	-	-	-	-	-	-	2
LGM-25C (Titan) . . . . .	69	67	53	53	-	-	14	2	12	2
AGM-28A (Hound Dog) . . . . .	15	2	-	-	-	-	2	-	2	13
AGM-28B (Hound Dog) . . . . .	354	354	311	311	-	-	43	41	2	-
LGM-30A (Minuteman) . . . . .	43	25	7	7	-	-	18	16	2	18
LGM-30B (Minuteman) . . . . .	560	531	511	508	1	2	20	1	19	29
LGM-30F (Minuteman) . . . . .	544	523	394	383	1	10	129	3	126	21
LGM-30G (Minuteman) . . . . .	3	3	1	-	-	1	2	-	2	-
<u>TACTICAL TOTAL</u> . . . . .	<u>111</u>	<u>97</u>	<u>69</u>	<u>36</u>	<u>-</u>	<u>33</u>	<u>28</u>	<u>-</u>	<u>28</u>	<u>14</u>
MGM-13A (Mace) . . . . .	32	32	32	-	-	32	-	-	-	-
CGM-13B (Mace) . . . . .	79	65	37	36	-	1	28	-	28	14

DOWNGRADED TO:  
UNCLASSIFIED AFTER 1 YEAR

~~CONFIDENTIAL~~

TABLE 37 — FUNCTIONAL DISTRIBUTION OF USAF MISSILES BY MISSION, DESIGN, AND SERIES,  
WORLD-WIDE, BY QUARTER — FY 1969 (CONTINUED)

MISSION, DESIGN AND SERIES	MIS- SILE TOTAL	ACTIVE								INAC- TIVE TOTAL
		TOTAL	Operating			Non-Operating				
			Total	Tacti- cal and Combat Sup- port	Train- ing	Test and Test Sup- port	Total	Mainte- nance, Modifi- cation and IRAN	Other	
30 JUNE 1969 (Continued)										
<u>AIR DEFENSE TOTAL</u>	<u>232</u>	<u>163</u>	<u>160</u>	<u>147</u>	<u>13</u>	-	<u>3</u>	-	<u>3</u>	<u>69</u>
CIM-10A (Bomarc)	16	3	3	-	3	-	-	-	-	13
CQM-10A (Bomarc)	7	7	7	-	7	-	-	-	-	-
CIM-10B (Bomarc)	209	153	150	147	3	-	3	-	3	56

Source: Data Applications Division, Data Services Center, Comptroller of the Air Force

DOWNGRADED TO:  
UNCLASSIFIED AFTER 1 YEAR

~~CONFIDENTIAL~~

TABLE 38 - FUNCTIONAL DISTRIBUTION OF USAF AIRCRAFT AT END OF QUARTER, AND HOURS FLOWN DURING QUARTER, BY COMMAND, WORLD-WIDE - FY 1969

(IRAN - Inspection and Repair As Necessary)

COMMAND	FLYING HOURS TOTAL	TOTAL AIR-CRAFT	ACTIVE											IN-ACTIVE TOTAL
			Total	Operating						Non-Operating				
				Total	Tactical and Combat Support	Training	Operational Support	Administrative	Special Activity and Utility Transport	Test and Test Support	Total	Maintenance, Modification, and IRAN	Other	
30 SEPTEMBER 1968														
<u>TOTAL</u> . . . . .	<u>1,841,317</u>	<u>14,636</u>	<u>12,358</u>	<u>10,975</u>	<u>6,890</u>	<u>2,875</u>	<u>48</u>	<u>106</u>	<u>648</u>	<u>408</u>	<u>1,383</u>	<u>1,042</u>	<u>341</u>	<u>2,278</u>
Aerospace Defense Command . . . . .	102,703	1,018	1,012	904	631	201	-	8	64	-	108	95	13	6
Air Force Communications Service . . . . .	3,164	21	20	19	19	-	-	-	-	-	1	1	-	1
Air Force Logistics Command . . . . .	14,184	2,404	443	120	10	2	1	8	54	45	323	268	55	1,961
Air Force Systems Command . . . . .	31,167	600	552	440	1	44	-	10	25	360	112	71	41	48
Air Training Command . . . . .	293,110	2,091	1,893	1,825	1	1,779	-	8	35	2	68	37	31	198
Air University . . . . .	3,250	35	23	22	-	-	10	2	10	-	1	1	-	12
Alaskan Air Command . . . . .	9,285	90	89	83	78	-	-	2	3	-	6	4	2	1
Headquarters Command, USAF . . . . .	19,504	140	134	126	20	4	37	23	41	1	8	7	1	6
Military Airlift Command . . . . .	322,588	994	985	928	863	-	-	8	57	-	57	49	8	9
Pacific Air Forces . . . . .	475,157	2,455	2,453	2,133	2,027	10	-	10	86	-	320	241	79	2
Strategic Air Command . . . . .	256,600	1,610	1,596	1,562	1,433	10	-	5	114	-	34	32	2	14
Tactical Air Command . . . . .	231,028	2,291	2,282	2,030	1,147	812	-	9	62	-	252	168	84	9
U S Air Forces In Europe . . . . .	71,914	806	797	712	621	13	-	11	67	-	85	65	20	9
USAF Security Services . . . . .	1,243	8	8	6	-	-	-	1	5	-	2	-	2	-
USAF Southern Command . . . . .	6,420	70	68	62	39	-	-	1	22	-	6	3	3	2
Continental Air Command . . . . .	*	3	3	3	-	-	-	-	3	-	-	-	-	-
31 DECEMBER 1968														
<u>TOTAL</u> . . . . .	<u>1,773,791</u>	<u>14,314</u>	<u>12,318</u>	<u>10,853</u>	<u>6,740</u>	<u>2,913</u>	<u>42</u>	<u>106</u>	<u>652</u>	<u>400</u>	<u>1,465</u>	<u>1,118</u>	<u>347</u>	<u>1,996</u>
Aerospace Defense Command . . . . .	95,896	1,003	997	865	598	191	-	8	68	-	132	104	28	6
Air Force Communications Service . . . . .	3,209	19	19	17	17	-	-	-	-	-	2	2	-	-
Air Force Logistics Command . . . . .	11,583	2,160	463	112	5	2	1	10	50	44	351	263	88	1,697
Air Force Systems Command . . . . .	30,922	574	526	426	-	40	-	11	22	353	100	69	31	48

DOWNGRADED TO:  
UNCLASSIFIED AFTER 1 YEAR

TABLE 38 — FUNCTIONAL DISTRIBUTION OF USAF AIRCRAFT AT END OF QUARTER, AND HOURS FLOWN DURING QUARTER,  
BY COMMAND, WORLD-WIDE — FY 1969 (CONTINUED)

COMMAND	FLYING HOURS TOTAL	TOTAL AIR- CRAFT	ACTIVE											IN- ACTIVE TOTAL
			Total	Operating						Non-Operating				
				Total	Tactical and Combat Sup- port	Train- ing	Opera- tional Sup- port	Admin- istra- tive	Special Activity and Util- ity Trans- port	Test and Test Sup- port	Total	Mainte- nance, Modifi- cation, and IRAN	Other	
31 DECEMBER 1968 (Continued)														
Air Training Command . . . . .	268,436	2,139	1,941	1,873	-	1,830	-	8	33	2	68	41	27	198
Air University . . . . .	3,173	25	24	23	-	-	10	3	10	-	1	-	1	1
Alaskan Air Command . . . . .	7,669	91	90	81	71	-	-	2	8	-	9	9	-	1
Headquarters Command . . . . .	20,953	137	131	124	19	7	31	22	44	1	7	6	1	6
Military Airlift Command . . . . .	317,357	966	957	907	855	-	6	6	46	-	50	41	9	9
Pacific Air Forces . . . . .	473,822	2,506	2,505	2,144	2,051	1	7	7	85	-	361	286	75	1
Strategic Air Command . . . . .	245,064	1,593	1,580	1,544	1,413	10	-	7	114	-	36	34	2	13
Tactical Air Command . . . . .	220,634	2,222	2,214	1,961	1,069	819	-	9	64	-	253	203	50	8
U S Air Forces In Europe . . . . .	67,338	803	797	711	607	13	-	11	80	-	86	57	29	6
USAF Southern Command . . . . .	6,455	69	67	59	35	-	-	1	23	-	8	3	5	2
USAF Security Services . . . . .	1,280	7	7	6	-	-	-	1	5	-	1	-	1	-
31 March 1969														
<u>TOTAL . . . . .</u>	<u>1,780,349</u>	<u>13,940</u>	<u>12,369</u>	<u>10,906</u>	<u>6,690</u>	<u>3,041</u>	<u>40</u>	<u>105</u>	<u>639</u>	<u>391</u>	<u>1,463</u>	<u>1,064</u>	<u>399</u>	<u>1,571</u>
Aerospace Defense Command . . . . .	91,420	1,005	999	882	614	194	-	8	66	-	117	103	14	6
Air Force Communications Service . . . . .	3,004	20	20	18	18	-	-	-	-	-	2	2	-	-
Air Force Logistics Command . . . . .	11,978	1,704	431	110	5	2	1	11	51	40	321	238	83	1,273
Air Force Systems Command . . . . .	30,503	572	530	416	1	37	-	9	22	347	114	68	46	42
Air Training Command . . . . .	292,131	2,189	1,990	1,924	-	1,884	-	7	30	3	66	35	31	199
Air University . . . . .	3,503	24	23	23	-	-	9	3	11	-	-	-	-	1
Alaskan Air Command . . . . .	7,567	89	88	86	76	-	-	1	9	-	2	2	-	1
Headquarters Command . . . . .	19,887	135	129	119	19	7	30	21	41	1	10	8	2	6
Military Airlift Command . . . . .	304,310	941	933	860	807	-	-	8	45	-	73	50	23	8
Pacific Air Forces . . . . .	480,507	2,534	2,533	2,162	2,069	-	-	8	85	-	371	265	106	1
Strategic Air Command . . . . .	237,329	1,585	1,574	1,518	1,389	10	-	6	113	-	56	53	3	11
Tactical Air Command . . . . .	222,697	2,281	2,273	2,037	1,070	896	-	9	62	-	236	173	63	8
U S Air Forces In Europe . . . . .	68,188	784	771	688	587	11	-	11	79	-	83	61	22	13
USAF Security Services . . . . .	1,302	7	7	5	-	-	-	1	4	-	2	1	1	-
USAF Southern Command . . . . .	6,023	70	68	58	35	-	-	2	21	-	10	5	5	2

DOWNGRADED TO:  
UNCLASSIFIED AFTER 1 YEAR



TABLE 38 — FUNCTIONAL DISTRIBUTION OF USAF AIRCRAFT AT END OF QUARTER, AND HOURS FLOWN DURING QUARTER, BY COMMAND, WORLD-WIDE — FY 1969 (CONTINUED)

COMMAND	FLYING HOURS TOTAL	TOTAL AIR-CRAFT	ACTIVE										IN-ACTIVE TOTAL	
			Total	Operating					Non-Operating					
				Total	Tactical and Combat Support	Training	Operational Support	Administrative	Special Activity and Utility Transport	Test and Test Support	Total	Maintenance, Modification and IRAN		Other
30 JUNE 1969														
<u>TOTAL</u> . . . . .	<u>1,804,998</u>	<u>13,688</u>	<u>12,202</u>	<u>10,315</u>	<u>6,532</u>	<u>3,139</u>	<u>39</u>	<u>105</u>	<u>616</u>	<u>321</u>	<u>1,337</u>	<u>1,043</u>	<u>332</u>	<u>1,436</u>
Aerospace Defense Command . . . . .	97,375	990	954	875	613	193	-	6	63	-	109	4	14	-
Air Force Communications Service . . . . .	3,127	21	21	20	20	-	-	-	-	-	1	-	1	-
Air Force Logistics Command . . . . .	12,913	1,600	406	103	5	5	1	11	42	39	303	235	63	1,194
Air Force Systems Command . . . . .	31,793	570	532	413	2	43	-	9	14	341	119	73	46	3
Air Training Command . . . . .	330,654	2,247	2,051	1,974	2	1,942	-	3	22	-	77	47	30	194
Air University . . . . .	3,253	24	23	21	-	-	9	2	10	-	2	2	-	-
Alaskan Air Command . . . . .	9,683	89	88	85	76	-	-	2	7	-	3	3	-	-
Headquarters Command . . . . .	20,401	136	130	123	20	7	2	22	44	1	7	7	-	6
Military Airlift Command . . . . .	280,654	819	811	745	694	-	-	7	44	-	66	53	3	8
Pacific Air Forces . . . . .	472,004	2,533	2,535	2,241	2,147	-	-	3	86	-	294	215	79	3
Strategic Air Command . . . . .	235,121	1,553	1,542	1,473	1,346	11	-	7	109	-	69	66	3	11
Tactical Air Command . . . . .	228,788	2,223	2,220	1,973	982	925	-	3	63	-	242	131	61	8
USAF In Europe . . . . .	71,699	793	786	699	593	13	-	13	30	-	37	60	27	12
USAF Security Services . . . . .	1,203	7	7	7	-	-	-	-	7	-	-	-	-	-
USAF Southern Command . . . . .	6,323	68	66	53	35	-	-	2	21	-	3	6	2	2

\* Does not include data for Continental Air Command as it was consolidated with Air Force Reserve a/o 1 July 1968.

Source: Data Applications Division, Data Services Center, Comptroller of the Air Force.

DOWNGRADED TO:  
UNCLASSIFIED AFTER 1 YEAR

~~CONFIDENTIAL~~

**CONFIDENTIAL**

TABLE 39 - AGE (IN MONTHS) DISTRIBUTION OF USAF AIRCRAFT

MISSION DESIGN SERIES	AV-ERAGE AGE	TOTAL AIR-CRAFT	AGES (IN MONTHS)											
			0 Thru 12	13 Thru 24	25 Thru 36	37 Thru 48	49 Thru 60	61 Thru 72	73 Thru 84	85 Thru 96	97 Thru 108	109 Thru 120	121 Thru 132	133 Thru 144
<u>GRAND TOTAL</u>		<u>13,688</u>	<u>821</u>	<u>919</u>	<u>1,161</u>	<u>677</u>	<u>836</u>	<u>678</u>	<u>534</u>	<u>583</u>	<u>575</u>	<u>855</u>	<u>931</u>	<u>1,145</u>

ACTIVE AIRCRAFT

ACTIVE - TOTAL	12,202	820	913	1,125	670	679	678	533	582	572	753	833	1,059
<u>BOMBER - TOTAL</u>	<u>732</u>	<u>2</u>	<u>1</u>	<u>1</u>	-	-	-	<u>23</u>	<u>92</u>	<u>82</u>	<u>110</u>	<u>114</u>	<u>133</u>
B-26B . . . . .	293.0	1	-	-	-	-	-	-	-	-	-	-	-
NB-45C . . . . .	230.0	1	-	-	-	-	-	-	-	-	-	-	-
B-47E . . . . .	173.0	1	-	-	-	-	-	-	-	-	-	-	-
NB-47E . . . . .	164.0	1	-	-	-	-	-	-	-	-	-	-	-
NB-52A . . . . .	179.0	1	-	-	-	-	-	-	-	-	-	-	-
NB-52B . . . . .	171.5	2	-	-	-	-	-	-	-	-	-	-	-
B-52C . . . . .	151.1	30	-	-	-	-	-	-	-	-	-	-	-
NB-52C . . . . .	161.0	1	-	-	-	-	-	-	-	-	-	-	-
B-52D . . . . .	145.8	149	-	-	-	-	-	-	-	-	-	-	69
NB-52D . . . . .	140.0	1	-	-	-	-	-	-	-	-	-	-	1
B-52E . . . . .	137.1	54	-	-	-	-	-	-	-	-	-	-	54
NB-52E . . . . .	137.5	2	-	-	-	-	-	-	-	-	-	-	2
B-52F . . . . .	129.5	64	-	-	-	-	-	-	-	-	-	57	-
B-52G . . . . .	115.3	185	-	-	-	-	-	-	-	36	100	49	-
B-52H . . . . .	91.5	99	-	-	-	-	-	12	66	20	1	-	-
B-57B . . . . .	171.1	27	-	-	-	-	-	-	-	-	-	-	-
NB-57B . . . . .	173.0	3	-	-	-	-	-	-	-	-	-	-	-
B-57C . . . . .	169.0	9	-	-	-	-	-	-	-	-	-	-	-
B-57E . . . . .	153.8	12	-	-	-	-	-	-	-	-	-	-	-
NB-57E . . . . .	155.0	2	-	-	-	-	-	-	-	-	-	-	-
B-57G . . . . .	164.0	2	-	-	-	-	-	-	-	-	-	-	-
B-58A . . . . .	98.9	80	-	-	-	-	-	11	26	26	9	8	-
NB-66B . . . . .	161.0	2	-	-	-	-	-	-	-	-	-	-	-
FB-111A . . . . .	18.0	3	2	-	1	-	-	-	-	-	-	-	-
<u>TANKER - TOTAL</u>	<u>662</u>	-	-	-	-	<u>29</u>	<u>79</u>	<u>90</u>	<u>33</u>	<u>72</u>	<u>105</u>	<u>165</u>	<u>78</u>
KC-135A . . . . .	103.4	590	-	-	-	29	79	90	33	54	80	151	73
NKC-135A . . . . .	145.1	14	-	-	-	-	-	-	-	-	-	-	5
KC-135Q . . . . .	112.9	56	-	-	-	-	-	-	-	17	25	14	-
KC-135R . . . . .	125.0	2	-	-	-	-	-	-	-	1	-	-	-
<u>FIGHTER - TOTAL</u>	<u>3,617</u>	<u>316</u>	<u>413</u>	<u>483</u>	<u>201</u>	<u>224</u>	<u>233</u>	<u>41</u>	<u>66</u>	<u>115</u>	<u>275</u>	<u>176</u>	<u>524</u>
A-1E . . . . .	47.0	53	-	8	4	19	-	-	-	-	-	-	-
A-1G . . . . .	21.3	7	-	7	-	-	-	-	-	-	-	-	-
A-1H . . . . .	70.1	75	-	45	10	-	-	-	-	-	-	-	-
A-1J . . . . .	55.8	16	-	11	2	-	-	-	-	-	-	-	-
F-4A . . . . .	20.0	1	-	1	-	-	-	-	-	-	-	-	-
F-4C . . . . .	53.4	366	-	-	-	127	145	94	-	-	-	-	-
F-4D . . . . .	28.6	655	-	161	443	51	-	-	-	-	-	-	-
F-4E . . . . .	10.8	374	231	141	1	1	-	-	-	-	-	-	-
YF-4E . . . . .	56.0	3	-	-	1	-	2	-	-	-	-	-	-
F-5A . . . . .	64.0	9	-	-	-	1	5	2	-	-	1	-	-
YF-5A . . . . .	113.0	1	-	-	-	-	-	-	-	-	1	-	-
F-5B . . . . .	50.0	6	-	-	2	-	1	3	-	-	-	-	-
F-5C . . . . .	32.0	1	-	-	1	-	-	-	-	-	-	-	-
F-84F . . . . .	182.0	1	-	-	-	-	-	-	-	-	-	-	-
F-86E . . . . .	203.0	1	-	-	-	-	-	-	-	-	-	-	-
F-86F . . . . .	172.4	5	-	-	-	-	-	-	-	-	-	-	-
F-89J . . . . .	177.0	3	-	-	-	-	-	-	-	-	-	-	-
F-100A . . . . .	171.5	4	-	-	-	-	-	-	-	-	-	-	-
F-100C . . . . .	163.4	97	-	-	-	-	-	-	-	-	-	-	-

**CONFIDENTIAL**

DOWNGRADED TO:  
UNCLASSIFIED AFTER 1 YEAR

BY MISSION, DESIGN, AND SERIES, WORLD-WIDE - 30 JUN 1969

AGES (IN MONTHS)													MISSION, DESIGN, SERIES	
145 Thru 156	157 Thru 168	169 Thru 180	181 Thru 192	193 Thru 204	205 Thru 216	217 Thru 228	229 Thru 240	241 Thru 252	253 Thru 264	265 Thru 276	277 Thru 288	289 Thru 300		301 and Over
963	621	648	493	339	180	71	19	13	9	-	115	364	138	GRAND TOTAL

ACTIVE AIRCRAFT

937	473	419	273	186	133	65	18	1	1	-	94	292	93	ACTIVE - TOTAL
119	22	32	-	-	-	-	1	-	-	-	-	1	-	BOMBER - TOTAL
-	-	-	-	-	-	-	1	-	-	-	-	-	-	B-26B
-	-	1	-	-	-	-	-	-	-	-	-	-	-	NB-45C
-	1	-	-	-	-	-	-	-	-	-	-	-	-	B-47E
-	-	1	-	-	-	-	-	-	-	-	-	-	-	NB-47E
-	-	2	-	-	-	-	-	-	-	-	-	-	-	NB-52A
27	3	-	-	-	-	-	-	-	-	-	-	-	-	NB-52B
-	1	-	-	-	-	-	-	-	-	-	-	-	-	B-52C
79	1	-	-	-	-	-	-	-	-	-	-	-	-	NB-52C
-	-	-	-	-	-	-	-	-	-	-	-	-	-	B-52D
-	-	-	-	-	-	-	-	-	-	-	-	-	-	NB-52D
-	-	-	-	-	-	-	-	-	-	-	-	-	-	B-52E
-	-	-	-	-	-	-	-	-	-	-	-	-	-	NB-52E
-	-	-	-	-	-	-	-	-	-	-	-	-	-	B-52F
-	-	-	-	-	-	-	-	-	-	-	-	-	-	B-52G
-	6	21	-	-	-	-	-	-	-	-	-	-	-	B-52H
-	5	3	-	-	-	-	-	-	-	-	-	-	-	B-57B
11	1	4	-	-	-	-	-	-	-	-	-	-	-	NB-57B
2	-	-	-	-	-	-	-	-	-	-	-	-	-	B-57C
-	2	-	-	-	-	-	-	-	-	-	-	-	-	B-57E
-	2	-	-	-	-	-	-	-	-	-	-	-	-	NB-57E
-	-	-	-	-	-	-	-	-	-	-	-	-	-	B-57G
-	-	-	-	-	-	-	-	-	-	-	-	-	-	B-58A
-	-	-	-	-	-	-	-	-	-	-	-	-	-	NB-66B
-	-	-	-	-	-	-	-	-	-	-	-	-	-	FB-111A
11	-	-	-	-	-	-	-	-	-	-	-	-	-	TANKER - TOTAL
1	-	-	-	-	-	-	-	-	-	-	-	-	-	KC-135A
9	-	-	-	-	-	-	-	-	-	-	-	-	-	NKC-135A
-	-	-	-	-	-	-	-	-	-	-	-	-	-	KC-135Q
1	-	-	-	-	-	-	-	-	-	-	-	-	-	KC-135R
404	112	7	2	2	19	4	-	-	-	-	-	-	-	FIGHTER - TOTAL
1	-	-	-	-	-	-	-	-	-	-	-	-	-	A-1E
-	-	-	-	-	-	-	-	-	-	-	-	-	-	A-1G
-	-	-	-	-	18	2	-	-	-	-	-	-	-	A-1H
-	-	-	-	-	1	2	-	-	-	-	-	-	-	A-1J
-	-	-	-	-	-	-	-	-	-	-	-	-	-	F-4A
-	-	-	-	-	-	-	-	-	-	-	-	-	-	F-4C
-	-	-	-	-	-	-	-	-	-	-	-	-	-	F-4D
-	-	-	-	-	-	-	-	-	-	-	-	-	-	F-4E
-	-	-	-	-	-	-	-	-	-	-	-	-	-	YF-4E
-	-	-	-	-	-	-	-	-	-	-	-	-	-	F-5A
-	-	-	-	-	-	-	-	-	-	-	-	-	-	YF-5A
-	-	-	-	-	-	-	-	-	-	-	-	-	-	F-5B
-	-	-	-	-	-	-	-	-	-	-	-	-	-	F-5C
-	-	-	1	-	-	-	-	-	-	-	-	-	-	F-84F
-	-	-	-	1	-	-	-	-	-	-	-	-	-	F-86E
-	3	-	1	1	-	-	-	-	-	-	-	-	-	F-86F
-	-	3	-	-	-	-	-	-	-	-	-	-	-	F-89J
-	1	3	-	-	-	-	-	-	-	-	-	-	-	F-100A
-	96	1	-	-	-	-	-	-	-	-	-	-	-	F-100C

CONFIDENTIAL

DOWNGRADED TO:  
UNCLASSIFIED AFTER 1 YEAR

TABLE 39 - AGE (IN MONTHS) DISTRIBUTION OF USAF AIRCRAFT BY

MISSION DESIGN SERIES	AV-ERAGE AGE	TOTAL AIR-CRAFT	AGES (IN MONTHS)												
			0 Thru 12	13 Thru 24	25 Thru 36	37 Thru 48	49 Thru 60	61 Thru 72	73 Thru 84	85 Thru 96	97 Thru 108	109 Thru 120	121 Thru 132	133 Thru 144	
ACTIVE AIRCRAFT (Continued)															
FIGHTER (Cont'd)															
F-100D . . . . .	141.1	472	-	-	-	-	-	-	-	-	-	-	2	32	135
NF-100D . . . . .	152.0	1	-	-	-	-	-	-	-	-	-	-	-	-	-
F-100F . . . . .	137.8	165	-	-	-	-	-	-	-	-	-	-	-	22	134
NF-100F . . . . .	137.0	2	-	-	-	-	-	-	-	-	-	-	-	-	2
F-101A . . . . .	146.0	3	-	-	-	-	-	-	-	-	-	-	-	-	2
F-101B . . . . .	110.2	113	-	-	-	-	-	-	-	-	-	16	71	24	2
F-101C . . . . .	140.0	1	-	-	-	-	-	-	-	-	-	-	-	-	1
F-101F . . . . .	114.6	35	-	-	-	-	-	-	-	-	-	4	25	6	-
TF-101F . . . . .	129.5	4	-	-	-	-	-	-	-	-	-	-	1	-	3
F-102A . . . . .	142.4	260	-	-	-	-	-	-	-	-	-	-	-	8	162
TF-102A . . . . .	139.0	49	-	-	-	-	-	-	-	-	-	-	-	4	39
NF-102A . . . . .	156.5	4	-	-	-	-	-	-	-	-	-	-	-	-	-
F-104A . . . . .	133.3	40	-	-	-	-	-	-	-	-	-	-	-	16	23
NF-104A . . . . .	143.0	3	-	-	-	-	-	-	-	-	-	-	-	-	3
F-104B . . . . .	133.2	8	-	-	-	-	-	-	-	-	-	-	-	3	5
F-104C . . . . .	124.3	8	-	-	-	-	-	-	-	-	-	-	-	8	-
F-104D . . . . .	123.8	13	-	-	-	-	-	-	-	-	-	-	3	10	-
F-104G . . . . .	58.2	58	-	9	3	-	11	35	-	-	-	-	-	-	-
TF-104G . . . . .	59.4	37	-	-	7	-	2	28	-	-	-	-	-	-	-
F-105B . . . . .	116.9	16	-	-	-	-	-	-	-	-	-	-	16	-	-
F-105D . . . . .	88.9	161	-	-	-	-	-	17	41	66	34	3	-	-	-
F-105F . . . . .	62.0	89	-	-	-	-	38	51	-	-	-	-	-	-	-
F-106A . . . . .	115.5	216	-	-	-	-	-	-	-	-	49	121	34	12	-
F-106B . . . . .	114.9	50	-	-	-	-	-	-	-	-	12	30	8	-	-
NF-106B . . . . .	125.0	3	-	-	-	-	-	-	-	-	-	1	1	1	-
F-111A . . . . .	11.9	128	85	30	9	2	2	-	-	-	-	-	-	-	-
RECONNAISSANCE															
TOTAL		1,063	159	89	112	103	90	12	10	49	2	3	53	43	
NRB-45C . . . . .	227.0	1	-	-	-	-	-	-	-	-	-	-	-	-	-
WB-47E . . . . .	194.3	24	-	-	-	-	-	-	-	-	-	-	-	-	-
RB-47H . . . . .	167.0	1	-	-	-	-	-	-	-	-	-	-	-	-	-
EB-57A . . . . .	183.3	12	-	-	-	-	-	-	-	-	-	-	-	-	-
NRB-57A . . . . .	188.0	1	-	-	-	-	-	-	-	-	-	-	-	-	-
EB-57B . . . . .	177.0	9	-	-	-	-	-	-	-	-	-	-	-	-	-
RB-57C . . . . .	168.0	6	-	-	-	-	-	-	-	-	-	-	-	-	-
EB-57D . . . . .	153.6	9	-	-	-	-	-	-	-	-	-	-	-	-	-
EB-57E . . . . .	152.4	25	-	-	-	-	-	-	-	-	-	-	-	-	-
RB-57E . . . . .	154.3	4	-	-	-	-	-	-	-	-	-	-	-	-	-
RB-57F . . . . .	50.8	19	-	-	-	6	11	2	-	-	-	-	-	-	-
EB-66B . . . . .	159.3	12	-	-	-	-	-	-	-	-	-	-	-	-	-
RB-66B . . . . .	156.7	29	-	-	-	-	-	-	-	-	-	-	-	-	-
EB-66C . . . . .	149.9	13	-	-	-	-	-	-	-	-	-	-	-	-	-
WB-66D . . . . .	144.8	5	-	-	-	-	-	-	-	-	-	-	-	-	2
EB-66E . . . . .	148.6	40	-	-	-	-	-	-	-	-	-	-	-	-	4
EC-47D . . . . .	298.0	3	-	-	-	-	-	-	-	-	-	-	-	-	-
EC-47N . . . . .	304.1	25	-	-	-	-	-	-	-	-	-	-	-	-	-
EC-47P . . . . .	293.8	24	-	-	-	-	-	-	-	-	-	-	-	-	-
EC-47Q . . . . .	298.3	9	-	-	-	-	-	-	-	-	-	-	-	-	-
EC-54D . . . . .	290.0	1	-	-	-	-	-	-	-	-	-	-	-	-	-
EC-121D . . . . .	167.1	43	-	-	-	-	-	-	-	-	-	-	-	-	-
EC-121H . . . . .	146.1	27	-	-	-	-	-	-	-	6	-	-	-	-	-
EC-121K . . . . .	41.1	1	-	-	-	1	-	-	-	-	-	-	-	-	-

DOWNGRADED TO:  
UNCLASSIFIED AFTER 1 YEAR

CONFIDENTIAL

MISSION, DESIGN, AND SERIES, WORLD-WIDE -- 30 JUN 1969 (CONTINUED)

AGES (IN MONTHS)														MISSION, DESIGN, SERIES	
145 Thru 156	157 Thru 168	169 Thru 180	181 Thru 192	193 Thru 204	205 Thru 216	217 Thru 228	229 Thru 240	241 Thru 252	253 Thru 264	265 Thru 276	277 Thru 288	289 Thru 300	301 and Over		
ACTIVE AIRCRAFT (Continued)															
299	4	-	-	-	-	-	-	-	-	-	-	-	-	-	FIGHTER (Cont'd)
1	-	-	-	-	-	-	-	-	-	-	-	-	-	-	F-100D
9	-	-	-	-	-	-	-	-	-	-	-	-	-	-	NF-100D
-	-	-	-	-	-	-	-	-	-	-	-	-	-	-	F-100F
1	-	-	-	-	-	-	-	-	-	-	-	-	-	-	NF-100F
-	-	-	-	-	-	-	-	-	-	-	-	-	-	-	F-101A
-	-	-	-	-	-	-	-	-	-	-	-	-	-	-	F-101B
-	-	-	-	-	-	-	-	-	-	-	-	-	-	-	F-101C
-	-	-	-	-	-	-	-	-	-	-	-	-	-	-	F-101F
-	-	-	-	-	-	-	-	-	-	-	-	-	-	-	TF-101F
84	6	-	-	-	-	-	-	-	-	-	-	-	-	-	F-102A
6	-	-	-	-	-	-	-	-	-	-	-	-	-	-	TF-102A
2	2	-	-	-	-	-	-	-	-	-	-	-	-	-	NF-102A
1	-	-	-	-	-	-	-	-	-	-	-	-	-	-	F-104A
-	-	-	-	-	-	-	-	-	-	-	-	-	-	-	NF-104A
-	-	-	-	-	-	-	-	-	-	-	-	-	-	-	F-104B
-	-	-	-	-	-	-	-	-	-	-	-	-	-	-	F-104C
-	-	-	-	-	-	-	-	-	-	-	-	-	-	-	F-104D
-	-	-	-	-	-	-	-	-	-	-	-	-	-	-	F-104G
-	-	-	-	-	-	-	-	-	-	-	-	-	-	-	TF-104G
-	-	-	-	-	-	-	-	-	-	-	-	-	-	-	F-105B
-	-	-	-	-	-	-	-	-	-	-	-	-	-	-	F-105D
-	-	-	-	-	-	-	-	-	-	-	-	-	-	-	F-105F
-	-	-	-	-	-	-	-	-	-	-	-	-	-	-	F-106A
-	-	-	-	-	-	-	-	-	-	-	-	-	-	-	F-106B
-	-	-	-	-	-	-	-	-	-	-	-	-	-	-	NF-106B
-	-	-	-	-	-	-	-	-	-	-	-	-	-	-	F-111A
<u>124</u>	<u>62</u>	<u>51</u>	<u>19</u>	<u>19</u>	-	<u>1</u>	-	-	-	-	<u>5</u>	<u>31</u>	<u>26</u>	<u>26</u>	<u>TOTAL</u>
-	-	-	5	19	-	1	-	-	-	-	-	-	-	-	NRB-45C
-	1	-	12	-	-	-	-	-	-	-	-	-	-	-	WB-47E
-	-	-	1	-	-	-	-	-	-	-	-	-	-	-	RB-47H
-	-	-	-	-	-	-	-	-	-	-	-	-	-	-	EB-57A
-	-	-	9	-	-	-	-	-	-	-	-	-	-	-	NRB-57A
-	-	3	-	-	-	-	-	-	-	-	-	-	-	-	EB-57B
6	3	3	-	-	-	-	-	-	-	-	-	-	-	-	RB-57C
25	-	-	-	-	-	-	-	-	-	-	-	-	-	-	EB-57D
4	-	-	-	-	-	-	-	-	-	-	-	-	-	-	EB-57E
-	-	-	-	-	-	-	-	-	-	-	-	-	-	-	RB-57E
6	5	1	-	-	-	-	-	-	-	-	-	-	-	-	RB-57F
13	16	-	-	-	-	-	-	-	-	-	-	-	-	-	EB-66B
13	-	-	-	-	-	-	-	-	-	-	-	-	-	-	RB-66B
3	-	-	-	-	-	-	-	-	-	-	-	-	-	-	EB-66C
36	-	-	-	-	-	-	-	-	-	-	-	-	-	-	WB-66D
-	-	-	-	-	-	-	-	-	-	-	-	-	-	-	EB-66E
-	-	-	-	-	-	-	-	-	-	-	-	3	-	-	EC-47D
-	-	-	-	-	-	-	-	-	-	-	-	3	22	-	EC-47N
-	-	-	-	-	-	-	-	-	-	-	5	19	-	-	EC-47P
-	-	-	-	-	-	-	-	-	-	-	-	5	4	-	EC-47Q
-	-	-	-	-	-	-	-	-	-	-	-	1	-	-	EC-54D
5	20	18	-	-	-	-	-	-	-	-	-	-	-	-	EC-121D
3	10	8	-	-	-	-	-	-	-	-	-	-	-	-	EC-121H
-	-	-	-	-	-	-	-	-	-	-	-	-	-	-	EC-121K

DOWNGRADED TO:  
UNCLASSIFIED EXCEPT WHERE SHOWN OTHERWISE

TABLE 39 - AGE (IN MONTHS) DISTRIBUTION OF USAF AIRCRAFT BY

MISSION DESIGN SERIES	AV-ERAGE AGE	TOTAL AIR-CRAFT	AGES (IN MONTHS)											
			0 Thru 12	13 Thru 24	25 Thru 36	37 Thru 48	49 Thru 60	61 Thru 72	73 Thru 84	85 Thru 96	97 Thru 108	109 Thru 120	121 Thru 132	133 Thru 144
ACTIVE AIRCRAFT (Continued)														
<u>RECONNAISSANCE</u>														
(Continued)														
EC-121P . . . . .	38.0	1	-	-	-	1	-	-	-	-	-	-	-	-
EC-121Q . . . . .	161.8	4	-	-	-	-	-	-	-	-	-	-	-	-
EC-121R . . . . .	26.0	28	-	-	28	-	-	-	-	-	-	-	-	-
RC-130A . . . . .	124.1	16	-	-	-	-	-	-	-	-	-	3	12	-
WC-130A . . . . .	142.0	3	-	-	-	-	-	-	-	-	-	-	-	3
WC-130B . . . . .	81.8	5	-	-	-	-	-	-	5	-	-	-	-	-
WC-130E . . . . .	68.0	6	-	-	-	-	3	-	2	1	-	-	-	-
RC-130S . . . . .	146.0	1	-	-	-	-	-	-	-	-	-	-	-	-
EC-135A . . . . .	87.5	6	-	-	-	-	-	-	-	6	-	-	-	-
RC-135A . . . . .	44.8	4	-	-	-	4	-	-	-	-	-	-	-	-
WC-135B . . . . .	86.6	10	-	-	-	-	-	-	-	10	-	-	-	-
EC-135C . . . . .	58.8	14	-	-	-	-	11	3	-	-	-	-	-	-
RC-135C . . . . .	55.7	10	-	-	-	-	9	1	-	-	-	-	-	-
RC-135D . . . . .	97.0	3	-	-	-	-	-	-	-	1	2	-	-	-
EC-135G . . . . .	69.5	4	-	-	-	-	-	4	-	-	-	-	-	-
EC-135H . . . . .	88.4	5	-	-	-	-	-	-	-	5	-	-	-	-
EC-135J . . . . .	53.0	3	-	-	-	-	3	-	-	-	-	-	-	-
EC-135K . . . . .	149.0	1	-	-	-	-	-	-	-	-	-	-	-	-
EC-135L . . . . .	89.4	8	-	-	-	-	-	-	-	8	-	-	-	-
RC-135M . . . . .	85.0	6	-	-	-	-	-	-	2	4	-	-	-	-
EC-135N . . . . .	92.8	8	-	-	-	-	-	-	-	8	-	-	-	-
EC-135P . . . . .	125.0	5	-	-	-	-	-	-	-	-	-	-	5	-
RF-4C . . . . .	32.5	325	41	56	84	90	53	1	-	-	-	-	-	-
YRF-4C . . . . .	71.0	2	-	-	-	-	-	1	1	-	-	-	-	-
RF-84F . . . . .	155.0	1	-	-	-	-	-	-	-	-	-	-	-	-
RF-101A . . . . .	144.3	14	-	-	-	-	-	-	-	-	-	-	-	8
RF-101C . . . . .	131.8	61	-	-	-	-	-	-	-	-	-	-	36	25
RF-101H . . . . .	140.0	1	-	-	-	-	-	-	-	-	-	-	-	1
RF-111D . . . . .	41.0	1	-	-	-	1	-	-	-	-	-	-	-	-
ET-29C . . . . .	185.0	1	-	-	-	-	-	-	-	-	-	-	-	-
ET-29D . . . . .	173.4	12	-	-	-	-	-	-	-	-	-	-	-	-
OV-10A . . . . .	8.2	151	118	33	-	-	-	-	-	-	-	-	-	-
<u>SEARCH AND RESCUE</u>														
<u>TOTAL</u>														
HU-16B . . . . .	206.5	6	-	-	18	36	6	-	-	-	-	-	-	-
HC-47A . . . . .	304.3	4	-	-	-	-	-	-	-	-	-	-	-	-
HC-54D . . . . .	224.3	3	-	-	-	-	-	-	-	-	-	-	-	-
HC-130H . . . . .	41.5	42	-	-	-	36	6	-	-	-	-	-	-	-
HC-130P . . . . .	32.8	18	-	-	18	-	-	-	-	-	-	-	-	-
<u>SPECIAL RESEARCH</u>														
<u>TOTAL</u>														
XV-6A . . . . .	41.0	2	-	-	-	2	-	-	-	-	-	-	-	-
<u>CARGO - TOTAL</u>														
VC-6A . . . . .	44.0	1	-	-	-	1	-	-	-	-	-	-	-	-
C-7A . . . . .	37.8	116	-	1	102	-	-	-	-	7	3	3	-	-
C-9A . . . . .	10.4	8	8	-	-	-	-	-	-	-	-	-	-	-
C-47A . . . . .	303.5	40	-	-	-	-	-	-	-	-	-	-	-	-
VC-47A . . . . .	303.8	17	-	-	-	-	-	-	-	-	-	-	-	-
VC-47B . . . . .	294.5	2	-	-	-	-	-	-	-	-	-	-	-	-
C-47D . . . . .	295.3	152	-	-	-	-	-	-	-	-	-	-	-	-
AC-47D . . . . .	293.5	19	-	-	-	-	-	-	-	-	-	-	-	-
VC-47D . . . . .	293.7	65	-	-	-	-	-	-	-	-	-	-	-	-
C-54D . . . . .	289.8	18	-	-	-	-	-	-	-	-	-	-	-	-

~~CONFIDENTIAL~~

DOWNGRADED TO:  
UNCLASSIFIED AFTER 1 YEAR

~~CONFIDENTIAL~~

MISSION, DESIGN, AND SERIES, WORLD-WIDE -- 30 JUN 1969 (CONTINUED)

AGES (IN MONTHS)														MISSION, DESIGN, SERIES	
145 Thru 156	157 Thru 168	169 Thru 180	181 Thru 192	193 Thru 204	205 Thru 216	217 Thru 228	229 Thru 240	241 Thru 252	253 Thru 264	265 Thru 276	277 Thru 288	289 Thru 300	301 and Over		
ACTIVE AIRCRAFT (Continued)															
-	-	-	-	-	-	-	-	-	-	-	-	-	-	-	RECONNAISSANCE (Continued)
1	3	-	-	-	-	-	-	-	-	-	-	-	-	-	EC-121P
-	-	-	-	-	-	-	-	-	-	-	-	-	-	-	EC-121Q
-	1	-	-	-	-	-	-	-	-	-	-	-	-	-	EC-121R
-	-	-	-	-	-	-	-	-	-	-	-	-	-	-	RC-130A
-	-	-	-	-	-	-	-	-	-	-	-	-	-	-	WC-130A
-	-	-	-	-	-	-	-	-	-	-	-	-	-	-	WC-130B
1	-	-	-	-	-	-	-	-	-	-	-	-	-	-	WC-130E
-	-	-	-	-	-	-	-	-	-	-	-	-	-	-	RC-130S
-	-	-	-	-	-	-	-	-	-	-	-	-	-	-	EC-135A
-	-	-	-	-	-	-	-	-	-	-	-	-	-	-	RC-135A
-	-	-	-	-	-	-	-	-	-	-	-	-	-	-	WC-135B
-	-	-	-	-	-	-	-	-	-	-	-	-	-	-	EC-135C
-	-	-	-	-	-	-	-	-	-	-	-	-	-	-	RC-135C
-	-	-	-	-	-	-	-	-	-	-	-	-	-	-	RC-135D
-	-	-	-	-	-	-	-	-	-	-	-	-	-	-	EC-135G
-	-	-	-	-	-	-	-	-	-	-	-	-	-	-	EC-135H
1	-	-	-	-	-	-	-	-	-	-	-	-	-	-	EC-135J
-	-	-	-	-	-	-	-	-	-	-	-	-	-	-	EC-135K
-	-	-	-	-	-	-	-	-	-	-	-	-	-	-	EC-135L
-	-	-	-	-	-	-	-	-	-	-	-	-	-	-	RC-135M
-	-	-	-	-	-	-	-	-	-	-	-	-	-	-	EC-135N
-	-	-	-	-	-	-	-	-	-	-	-	-	-	-	EC-135P
-	-	-	-	-	-	-	-	-	-	-	-	-	-	-	RF-4C
1	-	-	-	-	-	-	-	-	-	-	-	-	-	-	YRF-4C
6	-	-	-	-	-	-	-	-	-	-	-	-	-	-	RF-84F
-	-	-	-	-	-	-	-	-	-	-	-	-	-	-	RF-101A
-	-	-	-	-	-	-	-	-	-	-	-	-	-	-	RF-101C
-	-	-	-	-	-	-	-	-	-	-	-	-	-	-	RF-101H
-	-	-	-	-	-	-	-	-	-	-	-	-	-	-	RF-111D
-	-	-	1	-	-	-	-	-	-	-	-	-	-	-	ET-29C
-	-	12	-	-	-	-	-	-	-	-	-	-	-	-	ET-29D
-	-	-	-	-	-	-	-	-	-	-	-	-	-	-	OV-10A
-	-	-	-	2	4	-	-	-	-	-	1	2	4	-	SEARCH AND RESCUE TOTAL
-	-	-	-	2	4	-	-	-	-	-	-	-	-	4	HU-16B
-	-	-	-	-	-	-	-	-	-	-	-	-	-	4	HC-47A
-	-	-	-	-	-	-	-	-	-	-	1	2	-	-	HC-54D
-	-	-	-	-	-	-	-	-	-	-	-	-	-	-	HC-130H
-	-	-	-	-	-	-	-	-	-	-	-	-	-	-	HC-130P
-	-	-	-	-	-	-	-	-	-	-	-	-	-	-	SPECIAL RESEARCH TOTAL
-	-	-	-	-	-	-	-	-	-	-	-	-	-	-	XV-6A
140	123	186	104	85	22	23	10	1	-	-	87	253	63	-	CARGO - TOTAL
-	-	-	-	-	-	-	-	-	-	-	-	-	-	-	VC-6A
-	-	-	-	-	-	-	-	-	-	-	-	-	-	-	C-7A
-	-	-	-	-	-	-	-	-	-	-	-	-	-	-	C-9A
-	-	-	-	-	-	-	-	-	-	-	-	10	30	-	C-47A
-	-	-	-	-	-	-	-	-	-	-	-	3	14	-	VC-47A
-	-	-	-	-	-	-	-	-	-	-	-	2	-	-	VC-47B
-	-	-	-	-	-	-	-	-	-	-	22	116	14	-	C-47D
-	-	-	-	-	-	-	-	-	-	-	5	13	1	-	AC-47D
-	-	-	-	-	-	-	-	-	-	-	13	51	1	-	VC-47D
-	-	-	-	-	-	-	-	-	-	-	6	12	-	-	C-54D

~~CONFIDENTIAL~~

DOWNGRADED TO:  
UNCLASSIFIED AFTER 1 YEAR

TABLE 39 - AGE (IN MONTHS) DISTRIBUTION OF USAF AIRCRAFT BY

MISSION DESIGN, SERIES	AV-ERAGE AGE	TOTAL AIR-CRAFT	AGE (IN MONTHS)											
			0 thru 12	13 thru 24	25 thru 36	37 thru 48	49 thru 60	61 thru 72	73 thru 84	85 thru 96	97 thru 108	109 thru 120	121 thru 132	133 thru 144
ACTIVE AIRCRAFT (Continued)														
CARGO (Continued)														
VC-54D	291.2	5	-	-	-	-	-	-	-	-	-	-	-	-
C-54E	291.2	23	-	-	-	-	-	-	-	-	-	-	-	-
C-54G	287.1	35	-	-	-	-	-	-	-	-	-	-	-	-
VC-54G	287.0	11	-	-	-	-	-	-	-	-	-	-	-	-
C-54M	291.8	10	-	-	-	-	-	-	-	-	-	-	-	-
C-97D	225.8	5	-	-	-	-	-	-	-	-	-	-	-	-
C-97F	209.0	1	-	-	-	-	-	-	-	-	-	-	-	-
C-97G	184.4	14	-	-	-	-	-	-	-	-	-	-	-	-
C-97K	178.1	20	-	-	-	-	-	-	-	-	-	-	-	-
C-117B	287.0	3	-	-	-	-	-	-	-	-	-	-	-	-
C-117C	310.0	3	-	-	-	-	-	-	-	-	-	-	-	-
C-118A	183.6	50	-	-	-	-	-	-	-	-	-	-	-	-
VC-118A	175.0	44	-	-	-	-	-	-	-	-	-	-	1	-
C-119C	233.0	1	-	-	-	-	-	-	-	-	-	-	-	-
C-119G	183.8	5	-	-	-	-	-	-	-	-	-	-	-	-
C-119J	188.9	17	-	-	-	-	-	-	-	-	-	-	-	-
C-121C	167.0	3	-	-	-	-	-	-	-	-	-	-	-	-
NC-121D	86.0	1	-	-	-	-	-	-	-	1	-	-	-	-
C-121G	178.7	10	-	-	-	-	-	-	-	-	-	-	-	-
C-123B	160.8	14	-	-	-	-	-	-	-	-	-	-	-	1
C-123K	155.3	116	-	-	-	-	-	-	-	-	-	-	2	10
NC-123K	155.0	1	-	-	-	-	-	-	-	-	-	-	-	-
C-124C	186.7	58	-	-	-	-	-	-	-	-	-	-	-	-
C-130A	145.7	140	-	-	-	-	-	-	-	-	-	-	6	57
DC-130A	137.0	5	-	-	-	-	-	-	-	-	-	-	2	3
C-130B	105.3	104	-	-	-	-	-	-	-	35	20	37	12	-
C-130D	130.3	12	-	-	-	-	-	-	-	-	-	-	12	-
C-130E	62.2	307	16	-	-	17	69	137	66	1	1	-	-	-
DC-130E	83.1	7	-	-	-	-	-	-	4	3	-	-	-	-
C-131A	179.4	24	-	-	-	-	-	-	-	-	-	-	-	-
VC-131A	194.0	5	-	-	-	-	-	-	-	-	-	-	-	-
C-131B	169.6	34	-	-	-	-	-	-	-	-	-	-	-	-
NC-131B	173.0	1	-	-	-	-	-	-	-	-	-	-	-	-
C-131D	172.0	26	-	-	-	-	-	-	-	-	-	-	-	-
VC-131D	164.0	2	-	-	-	-	-	-	-	-	-	-	-	-
C-131E	152.0	7	-	-	-	-	-	-	-	-	-	-	-	1
VC-131H	170.8	4	-	-	-	-	-	-	-	-	-	-	-	-
C-133A	137.5	26	-	-	-	-	-	-	-	-	-	1	9	9
C-133B	109.2	15	-	-	-	-	-	-	-	-	-	8	-	-
C-135A	92.0	3	-	-	-	-	-	-	-	3	-	-	-	-
NC-135A	94.0	3	-	-	-	-	-	-	-	3	-	-	-	-
C-135B	88.0	6	-	-	-	-	-	-	-	6	-	-	-	-
VC-135B	86.0	5	-	-	-	-	-	-	-	5	-	-	-	-
VC-137B	122.0	3	-	-	-	-	-	-	-	-	-	-	3	-
VC-137C	80.0	1	-	-	-	-	-	-	1	-	-	-	-	-
C-140A	81.5	4	-	-	-	-	-	-	4	-	-	-	-	-
C-140B	74.0	5	-	-	-	-	-	1	4	-	-	-	-	-
VC-140B	88.5	6	-	-	-	-	-	-	2	4	-	-	-	-
C-141A	34.9	281	-	54	109	86	26	6	-	4	-	-	-	-
VT-29A	223.2	23	-	-	-	-	-	-	-	-	-	-	-	-
VT-29B	200.0	55	-	-	-	-	-	-	-	-	-	-	-	-
NVT-29B	191.0	2	-	-	-	-	-	-	-	-	-	-	-	-
VT-29C	183.0	28	-	-	-	-	-	-	-	-	-	-	-	-
VT-29D	175.0	52	-	-	-	-	-	-	-	-	-	-	-	-
CT-29A	229.0	3	-	-	-	-	-	-	-	-	-	-	-	-

DOWNGRADED TO:  
UNCLASSIFIED AFTER 1 YEAR



~~CONFIDENTIAL~~

MISSION, DESIGN, AND SERIES, WORLD-WIDE -- 30 JUN 1969 (CONTINUED)

AGES (IN MONTHS)														MISSION, DESIGN, SERIES
145 Thru 156	157 Thru 168	169 Thru 180	181 Thru 192	193 Thru 204	205 Thru 216	217 Thru 228	229 Thru 240	241 Thru 252	253 Thru 264	265 Thru 276	277 Thru 288	289 Thru 300	301 and Over	
ACTIVE AIRCRAFT (Continued)														CARGO (Continued)
-	-	-	-	-	-	-	-	-	-	-	1	4	-	VC-54D
-	-	-	-	-	-	-	-	-	-	-	-	23	-	C-54E
-	-	-	-	-	-	-	-	-	-	-	28	7	-	C-54G
-	-	-	-	-	-	-	-	-	-	-	10	1	-	VC-54G
-	-	-	-	-	-	-	-	-	-	-	-	10	-	C-54M
-	-	-	-	1	-	1	2	1	-	-	-	-	-	C-97D
-	1	1	11	1	1	-	-	-	-	-	-	-	-	C-97F
-	3	6	11	-	-	-	-	-	-	-	-	-	-	C-97G
-	-	-	-	-	-	-	-	-	-	-	-	-	-	C-97K
-	-	-	-	-	-	-	-	-	-	-	2	1	-	C-117B
-	-	-	-	-	-	-	-	-	-	-	-	-	3	C-117C
-	8	25	-	10	3	4	-	-	-	-	-	-	-	C-118A
-	17	18	-	6	-	2	-	-	-	-	-	-	-	VC-118A
-	-	-	-	-	-	-	1	-	-	-	-	-	-	C-119C
-	-	3	-	2	-	-	-	-	-	-	-	-	-	C-119G
-	-	3	-	8	-	-	-	-	-	-	-	-	-	C-119J
-	2	1	-	-	-	-	-	-	-	-	-	-	-	C-121C
-	-	-	-	-	-	-	-	-	-	-	-	-	-	NC-121D
-	-	10	-	-	-	-	-	-	-	-	-	-	-	C-121G
-	12	1	-	-	-	-	-	-	-	-	-	-	-	C-123B
57	47	-	-	-	-	-	-	-	-	-	-	-	-	C-123K
1	-	-	-	-	-	-	-	-	-	-	-	-	-	NC-123K
70	7	17	22	17	2	-	-	-	-	-	-	-	-	C-124C
-	-	-	-	-	-	-	-	-	-	-	-	-	-	C-130A
-	-	-	-	-	-	-	-	-	-	-	-	-	-	DC-130A
-	-	-	-	-	-	-	-	-	-	-	-	-	-	C-130B
-	-	-	-	-	-	-	-	-	-	-	-	-	-	C-130D
-	-	-	-	-	-	-	-	-	-	-	-	-	-	C-130E
-	-	-	-	-	-	-	-	-	-	-	-	-	-	DC-130E
-	-	15	9	-	-	-	-	-	-	-	-	-	-	C-131A
-	-	2	-	1	2	-	-	-	-	-	-	-	-	VC-131A
-	13	21	-	-	-	-	-	-	-	-	-	-	-	C-131B
-	-	1	-	-	-	-	-	-	-	-	-	-	-	NC-131B
1	3	22	-	-	-	-	-	-	-	-	-	-	-	C-131D
-	1	1	-	-	-	-	-	-	-	-	-	-	-	VC-131D
6	-	-	-	-	-	-	-	-	-	-	-	-	-	C-131E
5	1	3	-	-	-	-	-	-	-	-	-	-	-	VC-131H
-	2	-	-	-	-	-	-	-	-	-	-	-	-	C-133A
-	-	-	-	-	-	-	-	-	-	-	-	-	-	C-133B
-	-	-	-	-	-	-	-	-	-	-	-	-	-	C-135A
-	-	-	-	-	-	-	-	-	-	-	-	-	-	NC-135A
-	-	-	-	-	-	-	-	-	-	-	-	-	-	C-135B
-	-	-	-	-	-	-	-	-	-	-	-	-	-	VC-135B
-	-	-	-	-	-	-	-	-	-	-	-	-	-	VC-137B
-	-	-	-	-	-	-	-	-	-	-	-	-	-	VC-137C
-	-	-	-	-	-	-	-	-	-	-	-	-	-	C-140A
-	-	-	-	-	-	-	-	-	-	-	-	-	-	C-140B
-	-	-	-	-	-	-	-	-	-	-	-	-	-	VC-140B
-	-	-	-	-	-	-	-	-	-	-	-	-	-	C-141A
-	-	-	-	-	3	15	5	-	-	-	-	-	-	VT-29A
-	-	-	5	39	11	-	-	-	-	-	-	-	-	VT-29B
-	-	-	2	-	-	-	-	-	-	-	-	-	-	NVT-29B
-	-	9	19	-	-	-	-	-	-	-	-	-	-	VT-29C
-	6	27	19	-	-	-	-	-	-	-	-	-	-	VT-29D
-	-	-	-	-	-	1	2	-	-	-	-	-	-	CT-29A

~~CONFIDENTIAL~~

DOWNGRADED TO:  
UNCLASSIFIED AFTER 1 YEAR

TABLE 39 -- AGE (IN MONTHS) DISTRIBUTION OF USAF AIRCRAFT BY

MISSION DESIGN, SERIES	AV-ERAGE AGE	TOTAL AIR-CRAFT	AGES (IN MONTHS)											
			0 Thru 12	13 Thru 24	25 Thru 36	37 Thru 48	49 Thru 60	61 Thru 72	73 Thru 84	85 Thru 96	97 Thru 108	109 Thru 120	121 Thru 132	133 Thru 144
ACTIVE AIRCRAFT (Continued)														
<u>TRAINER - TOTAL</u>		<u>2,744</u>	<u>206</u>	<u>172</u>	<u>150</u>	<u>166</u>	<u>168</u>	<u>160</u>	<u>231</u>	<u>243</u>	<u>201</u>	<u>179</u>	<u>258</u>	<u>131</u>
TC-47D . . . . .	290.8	4	-	-	-	-	-	-	-	-	-	-	-	-
TC-54D . . . . .	288.5	2	-	-	-	-	-	-	-	-	-	-	-	-
TB-57E . . . . .	149.0	1	-	-	-	-	-	-	-	-	-	-	-	-
TB-58A . . . . .	134.4	8	-	-	-	-	-	-	-	-	-	-	3	5
T-28A . . . . .	191.7	52	-	-	-	-	-	-	-	-	-	-	-	-
T-28D . . . . .	214.2	39	-	-	-	-	-	-	-	-	-	-	-	-
T-29A . . . . .	224.4	15	-	-	-	-	-	-	-	-	-	-	-	-
NT-29A . . . . .	218.0	1	-	-	-	-	-	-	-	-	-	-	-	-
T-29B . . . . .	200.4	14	-	-	-	-	-	-	-	-	-	-	-	-
NT-29B . . . . .	206.0	3	-	-	-	-	-	-	-	-	-	-	-	-
T-29C . . . . .	179.9	79	-	-	-	-	-	-	-	-	-	-	-	-
T-29D . . . . .	172.1	24	-	-	-	-	-	-	-	-	-	-	-	-
T-33A . . . . .	144.5	545	-	-	-	-	-	-	-	-	-	23	158	124
DT-33A . . . . .	170.0	4	-	-	-	-	-	-	-	-	-	-	-	-
NT-33A . . . . .	212.0	1	-	-	-	-	-	-	-	-	-	-	-	-
T-37B . . . . .	88.5	788	91	51	38	28	34	5	50	79	163	150	97	2
T-38A . . . . .	51.6	973	115	76	112	138	134	136	125	109	23	5	-	-
NT-38A . . . . .	102.5	2	-	-	-	-	-	-	-	1	-	1	-	-
T-39A . . . . .	82.7	134	-	-	-	-	-	19	56	53	6	-	-	-
NT-39A . . . . .	104.0	1	-	-	-	-	-	-	-	-	1	-	-	-
T-39B . . . . .	100.0	6	-	-	-	-	-	-	-	-	6	-	-	-
T-39F . . . . .	99.0	3	-	-	-	-	-	-	-	1	2	-	-	-
T-41C . . . . .	17.9	45	-	45	-	-	-	-	-	-	-	-	-	-
<u>HELICOPTER - TOTAL</u>		<u>480</u>	<u>14</u>	<u>30</u>	<u>82</u>	<u>58</u>	<u>43</u>	<u>33</u>	<u>48</u>	<u>17</u>	<u>46</u>	<u>32</u>	<u>3</u>	<u>8</u>
UH-1D . . . . .	35.0	2	1	-	-	-	-	1	-	-	-	-	-	-
TH-1F . . . . .	25.4	27	-	5	22	-	-	-	-	-	-	-	-	-
UH-1F . . . . .	41.9	85	-	-	30	34	19	2	-	-	-	-	-	-
UH-1P . . . . .	45.7	18	-	-	2	7	9	-	-	-	-	-	-	-
CH-3B . . . . .	81.5	6	-	-	-	-	-	-	6	-	-	-	-	-
CH-3C . . . . .	51.8	12	-	-	-	7	2	3	-	-	-	-	-	-
CH-3E . . . . .	39.6	49	2	10	16	4	7	10	-	-	-	-	-	-
HH-3E . . . . .	26.3	32	4	11	8	6	3	-	-	-	-	-	-	-
YOH-6A . . . . .	89.0	1	-	-	-	-	-	-	-	1	-	-	-	-
OH-13E . . . . .	208.0	3	-	-	-	-	-	-	-	-	-	-	-	-
HH-19B . . . . .	184.8	13	-	-	-	-	-	-	-	-	-	-	-	-
UH-19B . . . . .	187.1	10	-	-	-	-	-	-	-	-	-	-	-	-
CH-21B . . . . .	159.5	23	-	-	-	-	-	-	-	-	-	-	-	6
HH-21B . . . . .	160.1	13	-	-	-	-	-	-	-	-	-	-	-	1
CH-34C . . . . .	117.3	7	-	-	-	-	2	-	-	-	-	-	3	-
UH-34D . . . . .	154.0	3	-	-	-	-	-	-	-	-	-	-	-	1
UH-34G . . . . .	168.3	7	-	-	-	-	-	-	-	-	-	-	-	-
HH-43B . . . . .	93.5	148	-	-	-	-	-	13	41	16	46	32	-	-
HH-43F . . . . .	66.0	6	-	-	-	-	1	4	1	-	-	-	-	-
HH-53B . . . . .	26.4	7	-	3	4	-	-	-	-	-	-	-	-	-
HH-53C . . . . .	9.1	8	7	1	-	-	-	-	-	-	-	-	-	-
<u>ATTACK - TOTAL</u>		<u>208</u>	<u>47</u>	<u>31</u>	<u>5</u>	<u>-</u>	<u>24</u>	<u>1</u>	<u>2</u>	<u>-</u>	<u>-</u>	<u>-</u>	<u>-</u>	<u>-</u>
A-3A . . . . .	20.1	1	-	1	-	-	-	-	-	-	-	-	-	-
A-7D . . . . .	11.0	5	3	2	-	-	-	-	-	-	-	-	-	-
A-26A . . . . .	55.5	25	-	-	-	-	24	1	-	-	-	-	-	-
A-37A . . . . .	22.7	28	-	23	5	-	-	-	-	-	-	-	-	-
YA-37A . . . . .	83.0	2	-	-	-	-	-	-	2	-	-	-	-	-
A-37B . . . . .	5.7	49	44	5	-	-	-	-	-	-	-	-	-	-
AC-119G . . . . .	180.0	26	-	-	-	-	-	-	-	-	-	-	-	-

~~CONFIDENTIAL~~

DOWNGRADED TO:  
UNCLASSIFIED AFTER 1 YEAR

MISSION, DESIGN, AND SERIES, WORLD-WIDE -- 30 JUN 1969 (CONTINUED)

AGES (IN MONTHS)														MISSION, DESIGN, SERIES
145 Thru 156	157 Thru 168	169 Thru 180	181 Thru 192	193 Thru 204	205 Thru 216	217 Thru 228	229 Thru 240	241 Thru 252	253 Thru 264	265 Thru 276	277 Thru 288	289 Thru 300	301 and Over	
ACTIVE AIRCRAFT (Continued)														
93	79	97	75	54	44	24	7	-	-	-	1	5	-	TRAINER - TOTAL
-	-	-	-	-	-	-	-	-	-	-	1	1	-	TC-47D
1	-	-	-	-	-	-	-	-	-	-	-	-	-	TC-54D
-	-	-	-	-	-	-	-	-	-	-	-	-	-	TB-57E
-	-	-	-	-	-	-	-	-	-	-	-	-	-	TB-58A
-	-	-	10	29	12	1	2	-	-	-	-	-	-	T-28A
-	-	-	-	5	20	12	2	-	-	-	-	-	-	T-28D
-	-	-	-	-	1	9	5	-	-	-	-	-	-	T-29A
-	-	-	-	-	-	1	-	-	-	-	-	-	-	NT-29A
-	-	-	-	10	4	-	-	-	-	-	-	-	-	T-29B
-	-	-	-	1	2	-	-	-	-	-	-	-	-	NT-29B
-	-	45	34	-	-	-	-	-	-	-	-	-	-	T-29C
-	3	18	3	-	-	-	-	-	-	-	-	-	-	T-29D
92	76	30	28	9	4	1	-	-	-	-	-	-	-	T-33A
-	-	4	-	-	-	-	-	-	-	-	-	-	-	DT-33A
-	-	-	-	-	1	-	-	-	-	-	-	-	-	NT-33A
-	-	-	-	-	-	-	-	-	-	-	-	-	-	T-37B
-	-	-	-	-	-	-	-	-	-	-	-	-	-	T-38A
-	-	-	-	-	-	-	-	-	-	-	-	-	-	NT-38A
-	-	-	-	-	-	-	-	-	-	-	-	-	-	T-39A
-	-	-	-	-	-	-	-	-	-	-	-	-	-	NT-39A
-	-	-	-	-	-	-	-	-	-	-	-	-	-	T-39B
-	-	-	-	-	-	-	-	-	-	-	-	-	-	T-39F
-	-	-	-	-	-	-	-	-	-	-	-	-	-	T-41C
1	35	11	10	6	3	-	-	-	-	-	-	-	-	HELICOPTER - TOTAL
-	-	-	-	-	-	-	-	-	-	-	-	-	-	UH-1D
-	-	-	-	-	-	-	-	-	-	-	-	-	-	UH-1F
-	-	-	-	-	-	-	-	-	-	-	-	-	-	UH-1F
-	-	-	-	-	-	-	-	-	-	-	-	-	-	UH-1P
-	-	-	-	-	-	-	-	-	-	-	-	-	-	CH-3B
-	-	-	-	-	-	-	-	-	-	-	-	-	-	CH-3C
-	-	-	-	-	-	-	-	-	-	-	-	-	-	CH-3E
-	-	-	-	-	-	-	-	-	-	-	-	-	-	HH-3E
-	-	-	-	-	-	-	-	-	-	-	-	-	-	YOH-6A
-	-	-	-	-	3	-	-	-	-	-	-	-	-	OH-13E
-	-	4	8	1	-	-	-	-	-	-	-	-	-	HH-19B
-	-	3	2	5	-	-	-	-	-	-	-	-	-	UH-19B
-	15	2	-	-	-	-	-	-	-	-	-	-	-	CH-21B
-	12	-	-	-	-	-	-	-	-	-	-	-	-	HH-21B
1	1	-	-	-	-	-	-	-	-	-	-	-	-	CH-34C
-	2	-	-	-	-	-	-	-	-	-	-	-	-	UH-34D
-	5	2	-	-	-	-	-	-	-	-	-	-	-	UH-34G
-	-	-	-	-	-	-	-	-	-	-	-	-	-	HH-43B
-	-	-	-	-	-	-	-	-	-	-	-	-	-	HH-43F
-	-	-	-	-	-	-	-	-	-	-	-	-	-	HH-53B
-	-	-	-	-	-	-	-	-	-	-	-	-	-	HH-53C
1	13	34	50	-	-	-	-	-	-	-	-	-	-	ATTACK - TOTAL
-	-	-	-	-	-	-	-	-	-	-	-	-	-	A-3A
-	-	-	-	-	-	-	-	-	-	-	-	-	-	A-7D
-	-	-	-	-	-	-	-	-	-	-	-	-	-	A-26A
-	-	-	-	-	-	-	-	-	-	-	-	-	-	A-37A
-	-	-	-	-	-	-	-	-	-	-	-	-	-	YA-37A
-	-	-	-	-	-	-	-	-	-	-	-	-	-	A-37B
-	-	14	12	-	-	-	-	-	-	-	-	-	-	AC-119G

DOWNGRADED TO:  
UNCLASSIFIED AFTER 1 YEAR

TABLE 39 - AGE (IN MONTHS) DISTRIBUTION OF USAF AIRCRAFT BY

MISSION DESIGN, SERIES	AV-ERAGE AGE	TOTAL AIR CRAFT	AGE (IN MONTHS)											
			0 Thru 12	13 Thru 24	25 Thru 36	37 Thru 48	49 Thru 60	61 Thru 72	73 Thru 84	85 Thru 96	97 Thru 108	109 Thru 120	121 Thru 132	133 Thru 144
ACTIVE AIRCRAFT (Continued)														
ATTACK (Cont'd)														
AC-119K . . . . .	178.0	26	-	-	-	-	-	-	-	-	-	-	-	-
AC-123K . . . . .	155.0	1	-	-	-	-	-	-	-	-	-	-	-	-
AC-130A . . . . .	161.0	7	-	-	-	-	-	-	-	-	-	-	-	-
AT-33A . . . . .	182.4	38	-	-	-	-	-	-	-	-	-	-	-	-
<u>UTILITY - TOTAL</u>		<u>534</u>	<u>52</u>	<u>123</u>	<u>63</u>	-	-	<u>16</u>	<u>7</u>	<u>14</u>	<u>23</u>	-	<u>17</u>	<u>61</u>
O-1E . . . . .	144.5	54	-	-	-	-	-	-	-	-	-	-	-	25
O-1F . . . . .	129.5	22	-	-	1	-	-	-	-	-	-	-	6	14
O-1G . . . . .	207.1	71	-	-	-	-	-	-	-	-	-	-	-	-
O-2A . . . . .	16.4	190	52	116	22	-	-	-	-	-	-	-	-	-
O-2B . . . . .	26.5	29	-	2	27	-	-	-	-	-	-	-	-	-
U-1A . . . . .	149.0	3	-	-	-	-	-	-	-	-	-	-	1	-
U-3A . . . . .	136.4	24	-	-	-	-	-	-	-	-	-	-	10	13
U-3B . . . . .	99.6	23	-	-	-	-	-	-	-	-	23	-	-	-
U-4B . . . . .	161.0	2	-	-	-	-	-	-	-	-	-	-	-	-
U-6A . . . . .	197.9	14	-	-	-	-	-	-	-	-	-	-	-	-
U-10A . . . . .	92.0	5	-	-	-	-	-	-	-	5	-	-	-	-
U-10B . . . . .	76.3	32	-	-	-	-	16	7	9	-	-	-	-	-
U-10D . . . . .	26.5	18	-	5	13	-	-	-	-	-	-	-	-	-
U-18A . . . . .	263.0	1	-	-	-	-	-	-	-	-	-	-	-	-
UC-123B . . . . .	165.2	5	-	-	-	-	-	-	-	-	-	-	-	-
UC-123K . . . . .	153.8	41	-	-	-	-	-	-	-	-	-	-	-	9
INACTIVE AIRCRAFT														
<u>INACTIVE - TOTAL</u>		<u>1,486</u>	<u>1</u>	<u>6</u>	<u>36</u>	<u>7</u>	<u>157</u>	-	<u>1</u>	<u>1</u>	<u>3</u>	<u>102</u>	<u>98</u>	<u>86</u>
BOMBER - TOTAL . . . . .														
B-17G . . . . .	291.5	2	-	-	-	-	-	-	-	-	-	-	2	30
B-26B . . . . .	293.6	5	-	-	-	-	-	-	-	-	-	-	-	-
B-26C . . . . .	290.0	2	-	-	-	-	-	-	-	-	-	-	-	-
B-52B . . . . .	164.0	1	-	-	-	-	-	-	-	-	-	-	-	-
B-52E . . . . .	137.2	30	-	-	-	-	-	-	-	-	-	-	-	30
B-52F . . . . .	128.0	2	-	-	-	-	-	-	-	-	-	-	2	-
TANKER - TOTAL . . . . .														
KC-97G . . . . .	166.2	25	-	-	-	-	-	-	-	-	-	-	-	-
FIGHTER - TOTAL . . . . .														
A-1E . . . . .	141.0	3	1	-	-	2	-	-	-	-	2	97	70	18
F-84F . . . . .	170.6	15	1	-	-	-	-	-	-	-	-	-	-	-
F-86F . . . . .	181.1	10	-	-	-	-	-	-	-	-	-	-	-	-
F-86H . . . . .	175.2	18	-	-	-	-	-	-	-	-	-	-	-	-
F-86L . . . . .	174.6	103	-	-	-	-	-	-	-	-	-	-	-	-
F-100A . . . . .	173.5	35	-	-	-	-	-	-	-	-	-	-	-	-
F-101B . . . . .	119.4	156	-	-	-	-	-	-	-	-	2	94	59	1
NF-101B . . . . .	137.0	1	-	-	-	-	-	-	-	-	-	-	-	1
TF-101B . . . . .	137.0	1	-	-	-	-	-	-	-	-	-	-	-	1
F-101F . . . . .	123.9	11	-	-	-	-	-	-	-	-	-	-	3	8
F-104A . . . . .	137.8	16	-	-	-	-	-	-	-	-	-	-	1	14
NF-104A . . . . .	147.5	2	-	-	-	-	-	-	-	-	-	-	-	1
F-104B . . . . .	131.0	1	-	-	-	-	-	-	-	-	-	-	1	-
NF-106B . . . . .	125.0	1	-	-	-	-	-	-	-	-	-	-	1	-
F-111A . . . . .	41.0	2	-	-	-	2	-	-	-	-	-	-	-	-

DOWNGRADED TO:  
UNCLASSIFIED AFTER 1 YEAR

~~CONFIDENTIAL~~

MISSION, DESIGN, AND SERIES, WORLD-WIDE -- 30 JUN 1969 (CONTINUED)

AGES (IN MONTHS)														MISSION, DESIGN, SERIES
145 Thru 156	157 Thru 168	169 Thru 180	181 Thru 192	193 Thru 204	205 Thru 216	217 Thru 228	229 Thru 240	241 Thru 252	253 Thru 264	265 Thru 276	277 Thru 288	289 Thru 300	301 and Over	
ACTIVE AIRCRAFT (Continued)														
-	3	12	11	-	-	-	-	-	-	-	-	-	-	ATTACK (Cont'd)
1	-	-	-	-	-	-	-	-	-	-	-	-	-	AC-119K
-	7	-	-	-	-	-	-	-	-	-	-	-	-	AC-123K
-	3	8	27	-	-	-	-	-	-	-	-	-	-	AC-130A
-	-	-	-	-	-	-	-	-	-	-	-	-	-	AT-33A
44	27	1	13	18	41	13	-	-	1	-	-	-	-	UTILITY - TOTAL
29	-	-	-	-	-	-	-	-	-	-	-	-	-	O-1E
1	-	-	-	-	-	-	-	-	-	-	-	-	-	O-1F
-	-	-	10	9	39	13	-	-	-	-	-	-	-	O-1G
-	-	-	-	-	-	-	-	-	-	-	-	-	-	O-2A
-	-	-	-	-	-	-	-	-	-	-	-	-	-	O-2B
-	2	-	-	-	-	-	-	-	-	-	-	-	-	U-1A
1	-	-	-	-	-	-	-	-	-	-	-	-	-	U-3A
-	-	-	-	-	-	-	-	-	-	-	-	-	-	U-3B
-	2	-	-	-	-	-	-	-	-	-	-	-	-	U-4B
-	-	-	-	-	-	-	-	-	-	-	-	-	-	U-6A
-	-	-	3	9	2	-	-	-	-	-	-	-	-	U-10A
-	-	-	-	-	-	-	-	-	-	-	-	-	-	U-10B
-	-	-	-	-	-	-	-	-	-	-	-	-	-	U-10D
-	-	-	-	-	-	-	-	-	-	-	-	-	-	U-18A
-	4	1	-	-	-	-	-	-	-	1	-	-	-	UC-123B
13	19	-	-	-	-	-	-	-	-	-	-	-	-	UC-123K
INACTIVE AIRCRAFT														
26	148	229	220	153	47	6	1	12	8	-	21	72	45	INACTIVE - TOTAL
-	1	-	-	-	-	-	-	-	-	-	-	8	1	BOMBER - TOTAL
-	-	-	-	-	-	-	-	-	-	-	-	2	-	B-17G
-	-	-	-	-	-	-	-	-	-	-	-	4	1	B-26B
-	1	-	-	-	-	-	-	-	-	-	-	2	-	B-26C
-	-	-	-	-	-	-	-	-	-	-	-	-	-	B-52B
-	-	-	-	-	-	-	-	-	-	-	-	-	-	B-52E
-	-	-	-	-	-	-	-	-	-	-	-	-	-	B-52F
1	13	10	1	-	-	-	-	-	-	-	-	-	-	TANKER - TOTAL
1	13	10	1	-	-	-	-	-	-	-	-	-	-	KC-97G
2	29	129	21	2	2	-	-	-	-	-	-	-	-	FIGHTER - TOTAL
-	-	-	-	-	2	-	-	-	-	-	-	-	-	A-1E
-	1	14	-	-	-	-	-	-	-	-	-	-	-	F-84F
-	3	-	5	2	-	-	-	-	-	-	-	-	-	F-86F
-	-	16	2	-	-	-	-	-	-	-	-	-	-	F-86H
-	21	68	14	-	-	-	-	-	-	-	-	-	-	F-86L
-	4	31	-	-	-	-	-	-	-	-	-	-	-	F-100A
-	-	-	-	-	-	-	-	-	-	-	-	-	-	F-101B
-	-	-	-	-	-	-	-	-	-	-	-	-	-	NF-101B
-	-	-	-	-	-	-	-	-	-	-	-	-	-	TF-101B
-	-	-	-	-	-	-	-	-	-	-	-	-	-	F-101F
1	-	-	-	-	-	-	-	-	-	-	-	-	-	F-104A
1	-	-	-	-	-	-	-	-	-	-	-	-	-	NF-104A
-	-	-	-	-	-	-	-	-	-	-	-	-	-	F-104B
-	-	-	-	-	-	-	-	-	-	-	-	-	-	NF-106B
-	-	-	-	-	-	-	-	-	-	-	-	-	-	F-111A

~~CONFIDENTIAL~~

DOWNGRADED TO:  
UNCLASSIFIED AFTER 1 YEAR

TABLE 39 - AGE (IN MONTHS) DISTRIBUTION OF USAF AIRCRAFT BY

MISSION DESIGN, SERIES	AV-ERAGE AGE	TOTAL AIR-CRAFT	AGES (IN MONTHS)											
			0 Thru 12	13 Thru 24	25 Thru 36	37 Thru 48	49 Thru 60	61 Thru 72	73 Thru 84	85 Thru 96	97 Thru 108	109 Thru 120	121 Thru 132	133 Thru 144
INACTIVE AIRCRAFT (Continued)														
<u>RECONNAISSANCE -</u>														
<u>TOTAL</u> . . . . .		30	-	1	-	2	-	-	-	-	-	-	-	6
EA-1E . . . . .	209.0	12	-	-	-	2	-	-	-	-	-	-	-	6
EB-47E . . . . .	191.0	2	-	-	-	-	-	-	-	-	-	-	-	-
WB-50D . . . . .	227.0	1	-	-	-	-	-	-	-	-	-	-	-	-
WB-66D . . . . .	141.5	6	-	-	-	-	-	-	-	-	-	-	-	6
RF-101A . . . . .	146.0	1	-	-	-	-	-	-	-	-	-	-	-	-
EC-47D . . . . .	294.2	5	-	-	-	-	-	-	-	-	-	-	-	-
EC-121P . . . . .	39.5	2	-	-	-	2	-	-	-	-	-	-	-	-
OV-10A . . . . .	23.0	1	-	1	-	-	-	-	-	-	-	-	-	-
<u>SEARCH AND RESCUE</u>														
<u>TOTAL</u> . . . . .		32	-	-	-	-	-	-	-	-	-	-	-	-
HC-47A . . . . .	301.4	5	-	-	-	-	-	-	-	-	-	-	-	-
HC-47D . . . . .	287.0	1	-	-	-	-	-	-	-	-	-	-	-	-
HU-16B . . . . .	201.7	26	-	-	-	-	-	-	-	-	-	-	-	-
<u>SPECIAL RESEARCH</u>														
<u>TOTAL</u> . . . . .		2	-	-	-	2	-	-	-	-	-	-	-	-
XV-6A . . . . .	41.0	2	-	-	-	2	-	-	-	-	-	-	-	-
<u>CARGO - TOTAL</u> . . . . .														
		200	-	-	5	1	-	-	-	1	-	5	1	-
C-7A . . . . .	26.0	5	-	-	5	1	-	-	-	1	-	5	1	-
YC-7A . . . . .	116.0	5	-	-	-	-	-	-	-	-	-	5	-	-
C-46D . . . . .	293.0	1	-	-	-	-	-	-	-	-	-	-	-	-
C-47A . . . . .	305.2	28	-	-	-	-	-	-	-	-	-	-	-	-
NC-47A . . . . .	302.0	1	-	-	-	-	-	-	-	-	-	-	-	-
VC-47A . . . . .	304.0	12	-	-	-	-	-	-	-	-	-	-	-	-
C-47D . . . . .	297.4	18	-	-	-	-	-	-	-	-	-	-	-	-
VC-47D . . . . .	292.4	16	-	-	-	-	-	-	-	-	-	-	-	-
C-54D . . . . .	289.6	14	-	-	-	-	-	-	-	-	-	-	-	-
VC-54D . . . . .	290.0	2	-	-	-	-	-	-	-	-	-	-	-	-
C-54E . . . . .	291.5	2	-	-	-	-	-	-	-	-	-	-	-	-
C-54G . . . . .	287.6	5	-	-	-	-	-	-	-	-	-	-	-	-
VC-54G . . . . .	284.0	1	-	-	-	-	-	-	-	-	-	-	-	-
C-54M . . . . .	293.0	1	-	-	-	-	-	-	-	-	-	-	-	-
C-97G . . . . .	176.7	31	-	-	-	-	-	-	-	-	-	-	-	-
C-97K . . . . .	185.0	1	-	-	-	-	-	-	-	-	-	-	-	-
C-117A . . . . .	287.0	3	-	-	-	-	-	-	-	-	-	-	-	-
VC-117A . . . . .	287.0	1	-	-	-	-	-	-	-	-	-	-	-	-
C-117B . . . . .	288.5	4	-	-	-	-	-	-	-	-	-	-	-	-
VC-117B . . . . .	290.0	1	-	-	-	-	-	-	-	-	-	-	-	-
C-119G . . . . .	197.1	28	-	-	-	-	-	-	-	-	-	-	-	-
YC-119K . . . . .	182.0	1	-	-	-	-	-	-	-	-	-	-	-	-
C-121C . . . . .	182.0	1	-	-	-	-	-	-	-	-	-	-	-	-
C-124C . . . . .	210.7	9	-	-	-	-	-	-	-	-	-	-	-	-
C-130B . . . . .	92.0	1	-	-	-	-	-	-	-	1	-	-	-	-
NC-130B . . . . .	125.0	1	-	-	-	-	-	-	-	-	-	-	1	-
VC-131A . . . . .	203.0	1	-	-	-	-	-	-	-	-	-	-	-	-
XC-142A . . . . .	47.0	1	-	-	-	1	-	-	-	-	-	-	-	-
VI-29B . . . . .	197.8	4	-	-	-	-	-	-	-	-	-	-	-	-
VI-29D . . . . .	173.0	1	-	-	-	-	-	-	-	-	-	-	-	-

DOWNGRADED TO:  
UNCLASSIFIED AFTER 1 YEAR

~~CONFIDENTIAL~~

MISSION, DESIGN, AND SERIES, WORLD-WIDE -- 30 JUN 1969 (CONTINUED)

AGES (IN MONTHS)														MISSION, DESIGN, SERIES
145 Thru 156	157 Thru 168	169 Thru 180	181 Thru 192	193 Thru 204	205 Thru 216	217 Thru 228	229 Thru 240	241 Thru 252	253 Thru 264	265 Thru 276	277 Thru 288	289 Thru 300	301 and Over	
INACTIVE AIRCRAFT (Continued)														
1	-	-	2	-	12	1	-	-	-	-	1	4	-	RECONNAISSANCE TOTAL
-	-	-	2	-	12	-	-	-	-	-	-	-	-	EA-1E
-	-	-	-	-	-	1	-	-	-	-	-	-	-	EB-47E
-	-	-	-	-	-	-	-	-	-	-	-	-	-	WB-50D
1	-	-	-	-	-	-	-	-	-	-	-	-	-	WB-66D
-	-	-	-	-	-	-	-	-	-	-	-	-	-	RF-101A
-	-	-	-	-	-	-	-	-	-	-	1	4	-	EC-47D
-	-	-	-	-	-	-	-	-	-	-	-	-	-	EC-121P
-	-	-	-	-	-	-	-	-	-	-	-	-	-	OV-10A
-	-	-	1	18	6	1	-	-	-	-	1	1	4	SEARCH AND RESCUE TOTAL
-	-	-	-	-	-	-	-	-	-	-	-	1	1	HC-47A
-	-	-	1	18	6	1	-	-	-	-	-	-	-	HC-47D
-	-	-	-	-	-	-	-	-	-	-	-	-	-	HU-16B
-	-	-	-	-	-	-	-	-	-	-	-	-	-	SPECIAL RESEARCH TOTAL
-	-	-	-	-	-	-	-	-	-	-	-	-	-	XV-6A
2	2	2	31	25	4	4	-	-	-	-	19	51	40	CARGO - TOTAL
-	-	-	-	-	-	-	-	-	-	-	-	-	-	C-7A
-	-	-	-	-	-	-	-	-	-	-	-	-	-	YC-7A
-	-	-	-	-	-	-	-	-	-	-	-	1	-	C-46D
-	-	-	-	-	-	-	-	-	-	-	-	4	24	C-47A
-	-	-	-	-	-	-	-	-	-	-	-	1	-	NC-47A
-	-	-	-	-	-	-	-	-	-	-	-	1	11	VC-47A
-	-	-	-	-	-	-	-	-	-	-	2	11	5	C-47D
-	-	-	-	-	-	-	-	-	-	-	3	13	-	VC-47D
-	-	-	-	-	-	-	-	-	-	-	3	11	-	C-54D
-	-	-	-	-	-	-	-	-	-	-	-	2	-	VC-54D
-	-	-	-	-	-	-	-	-	-	-	-	2	-	C-54E
-	-	-	-	-	-	-	-	-	-	-	4	1	-	C-54G
-	-	-	-	-	-	-	-	-	-	-	1	-	-	VC-54G
-	-	-	-	-	-	-	-	-	-	-	-	1	-	C-54M
2	9	1	18	1	-	-	-	-	-	-	-	-	-	C-97G
-	-	-	1	-	-	-	-	-	-	-	-	-	-	C-97K
-	-	-	-	-	-	-	-	-	-	-	3	-	-	C-117A
-	-	-	-	-	-	-	-	-	-	-	1	-	-	VC-117A
-	-	-	-	-	-	-	-	-	-	-	2	-	-	C-117B
-	-	-	-	-	-	-	-	-	-	-	-	1	-	VC-117B
-	-	-	9	17	2	-	-	-	-	-	-	-	-	C-119G
-	-	-	1	-	-	-	-	-	-	-	-	-	-	YC-119K
-	-	-	1	-	-	-	-	-	-	-	-	-	-	C-121C
-	-	-	1	2	2	4	-	-	-	-	-	-	-	C-124C
-	-	-	-	-	-	-	-	-	-	-	-	-	-	C-130B
-	-	-	-	-	-	-	-	-	-	-	-	-	-	NC-130B
-	-	-	-	1	-	-	-	-	-	-	-	-	-	VC-131A
-	-	-	-	4	-	-	-	-	-	-	-	-	-	XC-142A
-	-	-	-	-	-	-	-	-	-	-	-	-	-	VT-29B
-	-	1	-	-	-	-	-	-	-	-	-	-	-	VT-29D

DOWNGRADED TO:  
UNCLASSIFIED AFTER 1 YEAR

TABLE 39 - AGE (IN MONTHS) DISTRIBUTION OF USAF AIRCRAFT BY

MISSION DESIGN, SERIES	AV-ERAGE AGE	TOTAL AIR-CRAFT	AGES (IN MONTHS)											
			0 Thru 12	13 Thru 24	25 Thru 36	37 Thru 48	49 Thru 60	61 Thru 72	73 Thru 84	85 Thru 96	97 Thru 108	109 Thru 120	121 Thru 132	133 Thru 144
INACTIVE AIRCRAFT (Continued)														
<u>TRAINER - TOTAL</u>		<u>609</u>	-	<u>4</u>	<u>30</u>	-	<u>157</u>	-	-	-	-	-	-	<u>1</u>
TC-47D . . . . .	294.0	6	-	-	-	-	-	-	-	-	-	-	-	-
TC-54D . . . . .	290.0	2	-	-	-	-	-	-	-	-	-	-	-	-
T-28A . . . . .	230.0	1	-	-	-	-	-	-	-	-	-	-	-	-
T-29B . . . . .	200.3	11	-	-	-	-	-	-	-	-	-	-	-	-
NT-29B . . . . .	191.0	1	-	-	-	-	-	-	-	-	-	-	-	-
T-33A . . . . .	182.1	343	-	-	-	-	-	-	-	-	-	-	-	-
DT-33A . . . . .	154.8	5	-	-	-	-	-	-	-	-	-	-	-	1
T-33B . . . . .	194.0	1	-	-	-	-	-	-	-	-	-	-	-	-
T-34A . . . . .	169.6	48	-	-	-	-	-	-	-	-	-	-	-	-
T-41A . . . . .	46.3	191	-	4	30	-	157	-	-	-	-	-	-	-
<u>HELICOPTER - TOTAL</u>		<u>55</u>	-	-	-	-	-	-	<u>1</u>	-	-	-	-	<u>2</u>
HH-19B . . . . .	183.6	10	-	-	-	-	-	-	-	-	-	-	-	-
UH-19B . . . . .	186.8	36	-	-	-	-	-	-	-	-	-	-	-	-
CH-21B . . . . .	161.8	4	-	-	-	-	-	-	-	-	-	-	-	-
UH-34G . . . . .	149.8	4	-	-	-	-	-	-	-	-	-	-	-	2
HH-43B . . . . .	74.0	1	-	-	-	-	-	-	1	-	-	-	-	-
<u>UTILITY - TOTAL</u>		<u>116</u>	-	<u>1</u>	<u>1</u>	-	-	-	-	-	<u>1</u>	-	<u>25</u>	<u>29</u>
O-2B . . . . .	26.0	1	-	-	1	-	-	-	-	-	-	-	-	-
U-3A . . . . .	135.9	62	-	-	-	-	-	-	-	-	-	-	-	-
U-3B . . . . .	98.0	1	-	-	-	-	-	-	-	-	-	-	25	29
U-4A . . . . .	167.0	2	-	-	-	-	-	-	-	-	1	-	-	-
U-6A . . . . .	197.7	25	-	-	-	-	-	-	-	-	-	-	-	-
U-7A . . . . .	173.6	5	-	1	-	-	-	-	-	-	-	-	-	-
U-18A . . . . .	263.0	5	-	-	-	-	-	-	-	-	-	-	-	-
U-18B . . . . .	245.8	12	-	-	-	-	-	-	-	-	-	-	-	-
U-18C . . . . .	263.0	3	-	-	-	-	-	-	-	-	-	-	-	-

Source: Data Applications Division, Data Services Center, Comptroller of the Air Force.

DOWNGRADED TO: UNCLASSIFIED AFTER 1 YEAR
---

~~CONFIDENTIAL~~



**CONFIDENTIAL**

MISSION, DESIGN, AND SERIES, WORLD-WIDE -- 30 JUN 1969 (CONTINUED)

AGES (IN MONTHS)														MISSION, DESIGN, SERIES
145 Thru 156	157 Thru 168	169 Thru 180	181 Thru 192	193 Thru 204	205 Thru 216	217 Thru 228	229 Thru 240	241 Thru 252	253 Thru 264	265 Thru 276	277 Thru 288	289 Thru 300	301 and Over	
INACTIVE AIRCRAFT (Continued)														
<u>11</u>	<u>88</u>	<u>77</u>	<u>146</u>	<u>70</u>	<u>16</u>	-	<u>1</u>	-	-	-	-	8	-	<u>TRAINER - TOTAL</u>
-	-	-	-	-	-	-	-	-	-	-	-	6	-	TC-47D
-	-	-	-	-	-	-	1	-	-	-	-	2	-	TC-54D
-	-	-	-	8	3	-	-	-	-	-	-	-	-	T-28A
-	-	-	1	-	-	-	-	-	-	-	-	-	-	T-29B
7	69	54	138	61	13	-	-	-	-	-	-	-	-	NT-29B
-	-	4	1	-	-	-	-	-	-	-	-	-	-	T-33A
-	-	-	-	1	-	-	-	-	-	-	-	-	-	DT-33A
4	19	19	6	-	-	-	-	-	-	-	-	-	-	T-33B
-	-	-	-	-	-	-	-	-	-	-	-	-	-	T-34A
-	-	-	-	-	-	-	-	-	-	-	-	-	-	T-41A
<u>1</u>	<u>6</u>	<u>11</u>	<u>14</u>	<u>20</u>	-	-	-	-	-	-	-	-	-	<u>HELICOPTER-TOTAL</u>
<u>1</u>	-	<u>2</u>	<u>3</u>	<u>4</u>	-	-	-	-	-	-	-	-	-	HH-19B
-	-	9	11	16	-	-	-	-	-	-	-	-	-	UH-19B
-	4	-	-	-	-	-	-	-	-	-	-	-	-	CH-21B
-	2	-	-	-	-	-	-	-	-	-	-	-	-	UH-34G
-	-	-	-	-	-	-	-	-	-	-	-	-	-	HH-43B
<u>8</u>	<u>2</u>	-	<u>4</u>	<u>18</u>	<u>7</u>	-	-	<u>12</u>	<u>8</u>	-	-	-	-	<u>UTILITY - TOTAL</u>
<u>8</u>	-	-	-	-	-	-	-	-	-	-	-	-	-	O-2B
-	-	-	-	-	-	-	-	-	-	-	-	-	-	U-3A
-	-	-	-	-	-	-	-	-	-	-	-	-	-	U-3B
-	2	-	-	-	-	-	-	-	-	-	-	-	-	U-4A
-	-	-	4	18	3	-	-	-	-	-	-	-	-	U-6A
-	-	-	-	-	4	-	-	-	-	-	-	-	-	U-7A
-	-	-	-	-	-	-	-	-	5	-	-	-	-	U-18A
-	-	-	-	-	-	-	-	12	-	-	-	-	-	U-18B
-	-	-	-	-	-	-	-	-	3	-	-	-	-	U-18C

DOWNGRADED TO:  
UNCLASSIFIED AFTER 1 YEAR

**CONFIDENTIAL**

~~CONFIDENTIAL~~

**TABLE 40 - AGE (IN MONTHS) DISTRIBUTION OF USAF MISSILES  
BY MISSION, DESIGN, AND SERIES, WORLD-WIDE - 30 JUN 1969**

MISSION, DESIGN, SERIES	AVERAGE AGE	TOTAL MISSILE INVENTORY	MISSILES BY AGE (IN MONTHS) a/										
			0 thru 12	13 thru 24	25 thru 36	37 thru 48	49 thru 60	61 thru 72	73 thru 84	85 thru 96	97 thru 108	109 thru 120	121 thru 132
<u>GRAND TOTAL</u> . . . . .		<u>2,489</u>	<u>110</u>	<u>97</u>	<u>230</u>	<u>122</u>	<u>199</u>	<u>379</u>	<u>289</u>	<u>669</u>	<u>293</u>	<u>68</u>	<u>33</u>
<u>ACTIVE TOTAL</u> . . . . .		<u>2,217</u>	<u>106</u>	<u>95</u>	<u>224</u>	<u>114</u>	<u>191</u>	<u>353</u>	<u>242</u>	<u>575</u>	<u>262</u>	<u>26</u>	<u>29</u>
CIM-10A . . . . .	106.3	3	-	-	-	-	-	-	-	-	2	1	-
CGM-10A . . . . .	106.9	7	-	-	-	-	-	-	-	1	2	4	-
CIM-10B . . . . .	92.7	153	-	-	-	-	-	-	-	122	31	-	-
MGM-13A . . . . .	123.8	32	-	-	-	-	-	-	-	-	-	4	28
CGM-13B . . . . .	102.0	65	-	-	-	-	-	-	-	25	24	16	-
HGM-16F . . . . .	80.0	6	-	-	-	-	-	1	5	-	-	-	-
PGM-17A . . . . .	131.0	1	-	-	-	-	-	-	-	-	-	-	1
ADM-20C . . . . .	95.3	445	-	-	-	-	-	-	-	245	200	-	-
LGM-25C . . . . .	63.2	67	-	-	6	7	8	21	24	1	-	-	-
AGM-28A . . . . .	108.5	2	-	-	-	-	-	-	-	-	1	1	-
AGM-28B . . . . .	84.8	354	-	-	-	-	-	-	172	181	1	-	-
LGM-30A . . . . .	76.5	25	-	-	-	-	-	1	24	-	-	-	-
LGM-30B . . . . .	61.8	531	-	-	-	-	183	330	17	-	1	-	-
LGM-30F . . . . .	26.0	523	103	95	218	107	-	-	-	-	-	-	-
LGM-30G . . . . .	2.0	3	3	-	-	-	-	-	-	-	-	-	-
<u>INACTIVE TOTAL</u> . . . . .		<u>272</u>	<u>4</u>	<u>2</u>	<u>6</u>	<u>8</u>	<u>8</u>	<u>26</u>	<u>47</u>	<u>94</u>	<u>31</u>	<u>42</u>	<u>4</u>
CIM-10A . . . . .	110.1	13	-	-	-	-	-	-	-	-	3	10	-
CIM-10B . . . . .	101.6	56	-	-	-	-	-	-	17	39	-	-	-
CGM-13B . . . . .	103.6	14	-	-	-	-	-	-	-	2	10	2	-
CGM-16E . . . . .	96.6	37	-	-	-	-	-	-	2	2	5	28	-
HGM-16F . . . . .	88.4	61	-	-	-	-	-	-	10	50	1	-	-
PGM-17A . . . . .	123.3	6	-	-	-	-	-	-	-	-	-	2	4
HGM-25A . . . . .	65.0	2	-	-	-	-	-	2	-	-	-	-	-
LGM-25C . . . . .	74.0	2	-	-	-	-	-	1	1	-	-	-	-
AGM-28A . . . . .	101.5	13	-	-	-	-	-	-	-	1	12	-	-
LGM-30A . . . . .	75.1	18	-	-	-	-	-	1	17	-	-	-	-
LGM-30B . . . . .	62.8	29	-	-	-	-	7	22	-	-	-	-	-
LGM-30F . . . . .	31.0	21	4	2	6	8	1	-	-	-	-	-	-

a/ Average Age of Missiles extends only through 132 months.

Source: Data Applications Division, Data Services Center, Comptroller of the Air Force

~~CONFIDENTIAL~~

DOWNGRADED TO:  
UNCLASSIFIED AFTER 1 YEAR

~~CONFIDENTIAL~~

TABLE 41 -- AGE (IN MONTHS) DISTRIBUTION OF USAF DRONES BY MISSION, DESIGN, SERIES, WORLD-WIDE -- 30 JUNE 1969

MISSION, DESIGN, SERIES	AV- ERAGE AGE	TOTAL DRONE IN- VEN- TORY	DRONES BY AGE (IN MONTHS) <sup>a/</sup>													
			0 thru 12	13 thru 24	25 thru 36	37 thru 48	49 thru 60	61 thru 72	73 thru 84	85 thru 96	97 thru 108	109 thru 120	121 thru 132	133 thru 144	145 thru 156	157 thru 168
<u>GRAND TOTAL</u>		<u>232</u>	<u>97</u>	<u>79</u>	<u>41</u>	<u>3</u>	<u>1</u>	<u>2</u>	-	<u>1</u>	<u>1</u>	-	-	<u>1</u>	<u>4</u>	<u>2</u>
<u>ACTIVE TOTAL</u>		<u>161</u>	<u>64</u>	<u>57</u>	<u>29</u>	<u>3</u>	-	<u>2</u>	-	<u>1</u>	-	-	-	<u>1</u>	<u>4</u>	-
BQM-34A. . . . .	17.1	151	59	57	29	3	-	2	-	1	-	-	-	-	-	-
QF-104A. . . . .	146.6	5	-	-	-	-	-	-	-	-	-	-	-	1	4	-
YQU-22A. . . . .	8.0	5	5	-	-	-	-	-	-	-	-	-	-	-	-	-
<u>INACTIVE TOTAL. . . . .</u>		<u>71</u>	<u>33</u>	<u>22</u>	<u>12</u>	-	<u>1</u>	-	-	-	<u>1</u>	-	-	-	-	<u>2</u>
BQM-34A. . . . .	25.8	69	33	22	12	-	1	-	-	-	1	-	-	-	-	-
QB-47. . . . .	167.0	2	-	-	-	-	-	-	-	-	-	-	-	-	-	2

<sup>a/</sup> Average Age of Drones extends only through 168 months.

Source: Data Applications Division, Data Services Center, Comptroller of the Air Force

~~CONFIDENTIAL~~

DOWNGRADED TO:  
UNCLASSIFIED AFTER 1 YEAR



TABLE 42 - USAF AND COMPONENT AIRCRAFT GAINS AND LOSSES BY MISSION,

MISSION, DESIGN, AND SERIES	GAINS					Not Beyond Economical Repair						
	Total	Pro- duc- tion	From MAP, USA, and USN	From Other	Con- ver- sion	Total	Con- ver- sion	Recla- ma- tion	Transfer and Diversion			
									MAP	USA	USN	Other
FIRST HALF FY 1960 (1 July)												
<u>TOTAL</u>	<u>714</u>	<u>474</u>	<u>60</u>	<u>23</u>	<u>157</u>	<u>1,258</u>	<u>157</u>	<u>572</u>	<u>228</u>	<u>3</u>	<u>12</u>	<u>24</u>
<u>BOMBER - TOTAL</u>	<u>10</u>	<u>2</u>	-	<u>2</u>	<u>6</u>	<u>413</u>	<u>6</u>	<u>406</u>	-	-	-	-
B-26C	1	-	-	-	1	-	-	-	-	-	-	-
JB-26C	-	-	-	-	-	1	1	-	-	-	-	-
B-47E	2	-	-	-	2	405	-	405	-	-	-	-
JB-47E	-	-	-	-	-	2	2	-	-	-	-	-
B-52C	-	-	-	-	-	1	-	-	-	-	-	-
B-52D	1	-	-	1	1	1	-	-	-	-	-	-
B-52H	2	-	-	-	2	1	-	-	-	-	-	-
JB-52H	-	-	-	-	-	2	2	-	-	-	-	-
B-57B	-	-	-	-	-	2	-	-	-	-	-	-
B-57E	1	-	-	-	1	1	-	-	-	-	-	-
NB-57E	-	-	-	-	-	1	1	-	-	-	-	-
B-58A	1	-	-	1	1	1	-	1	-	-	-	-
FE-111A	2	2	-	-	-	-	-	-	-	-	-	-
<u>TANKER - TOTAL</u>	-	-	-	-	-	<u>4</u>	-	-	-	-	-	-
KC-135A	-	-	-	-	-	4	-	-	-	-	-	-
<u>FIGHTER - TOTAL</u>	<u>230</u>	<u>200</u>	<u>17</u>	<u>7</u>	<u>6</u>	<u>237</u>	<u>6</u>	<u>9</u>	<u>64</u>	-	-	<u>7</u>
A-1E	-	-	-	-	-	3	-	2	-	-	-	-
A-1G	-	-	-	-	-	1	-	-	-	-	-	-
A-1H	2	-	1	1	-	9	-	-	-	-	-	1
A-1J	-	-	-	-	-	2	-	-	-	-	-	-
F-4C	-	-	-	-	-	9	-	-	-	-	-	-
F-4D	3	-	-	3	-	26	-	1	1	-	-	-
F-4E	109	107	-	2	-	4	-	-	-	-	-	-
F-5A	36	36	-	-	-	33	-	-	33	-	-	-
F-5B	9	9	-	-	-	10	-	-	9	-	-	-
F-5C	-	-	-	-	-	1	-	-	-	-	-	-
F-84F	16	-	16	-	-	3	-	-	-	-	-	1
F-36H	-	-	-	-	-	2	-	-	-	-	-	-
F-89J	-	-	-	-	-	5	-	4	-	-	-	-
F-100C	-	-	-	-	-	3	-	-	-	-	-	-
F-100D	-	-	-	-	-	30	-	-	-	-	-	1
F-100F	-	-	-	-	-	7	-	-	-	-	-	-
F-101B	-	-	-	-	-	3	-	-	-	-	-	-
F-102A	1	-	-	-	1	23	-	-	16	-	-	1
JF-102A	-	-	-	-	-	1	1	-	-	-	-	-
F-104A	2	-	-	-	2	3	2	-	-	-	-	-
F-104B	2	-	-	-	2	2	2	-	-	-	-	-
F-104C	-	-	-	-	-	2	-	-	-	-	-	1
F-104D	-	-	-	-	-	1	-	1	-	-	-	-
F-104G	-	-	-	-	-	5	-	-	3	-	-	-



DOWNGRADED TO:  
UNCLASSIFIED AFTER 1 YEAR

DESIGN, AND SERIES, WORLD-WIDE SEMIANNUALLY - FY 1969

LOSSES											MISSION, DESIGN, AND SERIES
Beyond Economic Repair											
Accidents		Museum or School	Tested to De- struc- tion	Fair Wear and Tear	Abnormal Storage Deterio- ration	On Combat Mission			Enemy Action Non- Combat Mission	Abandon- ment Enemy Action	
Flying	Ground					Enemy Action	Flying Acci- dent	Cause Unknown			
1968 through 31 December 1968)											
<u>90</u>	<u>7</u>	<u>3</u>	<u>4</u>	-	<u>1</u>	<u>106</u>	<u>39</u>	<u>10</u>	<u>2</u>	-	<u>TOTAL</u>
<u>1</u>	<u>1</u>	-	-	-	-	<u>2</u>	<u>2</u>	-	-	-	<u>BOMBER - TOTAL</u>
-	-	-	-	-	-	-	-	-	-	-	B-26C
-	-	-	-	-	-	-	-	-	-	-	JB-26C
-	-	-	-	-	-	-	-	-	-	-	B-47E
-	-	-	-	-	-	-	-	-	-	-	JB-47E
1	-	-	-	-	-	-	-	-	-	-	B-52C
-	-	-	-	-	-	-	1	-	-	-	B-52D
-	1	-	-	-	-	-	-	-	-	-	B-52H
-	-	-	-	-	-	-	-	-	-	-	JB-52H
-	-	-	-	-	-	2	-	-	-	-	B-57F
-	-	-	-	-	-	-	1	-	-	-	B-57E
-	-	-	-	-	-	-	-	-	-	-	NB-57E
-	-	-	-	-	-	-	-	-	-	-	B-58A
-	-	-	-	-	-	-	-	-	-	-	FB-111A
<u>3</u>	<u>1</u>	-	-	-	-	-	-	-	-	-	<u>TANKER - TOTAL</u>
3	1	-	-	-	-	-	-	-	-	-	KC-135A
<u>46</u>	<u>4</u>	<u>1</u>	-	-	<u>1</u>	<u>76</u>	<u>21</u>	<u>2</u>	-	-	<u>FIGHTER - TOTAL</u>
1	1	-	-	-	-	2	2	-	-	-	A-1E
-	-	-	-	-	-	-	-	1	-	-	A-1G
-	-	-	-	-	-	7	1	-	-	-	A-1H
-	-	-	-	-	-	2	-	-	-	-	A-1J
3	2	-	-	-	-	4	-	-	-	-	F-4C
3	-	-	-	-	-	18	3	-	-	-	F-4D
1	-	-	-	-	1	-	-	-	-	-	F-4E
-	-	-	-	-	-	-	-	-	-	-	F-5A
1	-	-	-	-	-	-	-	-	-	-	F-5B
1	-	-	-	-	-	-	-	-	-	-	F-5C
2	-	-	-	-	-	-	-	-	-	-	F-82F
-	1	1	-	-	-	-	-	-	-	-	F-86H
1	-	-	-	-	-	-	-	-	-	-	F-89J
-	-	-	-	-	-	6	2	-	-	-	F-100C
5	-	-	-	-	-	16	7	1	-	-	F-100D
2	-	-	-	-	-	5	-	-	-	-	F-100F
3	-	-	-	-	-	-	-	-	-	-	F-101B
5	-	-	-	-	-	-	1	-	-	-	F-102A
-	-	-	-	-	-	-	-	-	-	-	JF-102A
1	-	-	-	-	-	-	-	-	-	-	F-104A
-	-	-	-	-	-	-	-	-	-	-	F-104B
1	-	-	-	-	-	-	-	-	-	-	F-104C
-	-	-	-	-	-	-	-	-	-	-	F-104D
2	-	-	-	-	-	-	-	-	-	-	F-104G

DOWNGRADED TO:  
UNCLASSIFIED AFTER 1 YEAR

**CONFIDENTIAL**

TABLE 42 - USAF AND COMPONENT AIRCRAFT GAINS AND LOSSES BY MISSION,

MISSION, DESIGN, AND SERIES	GAINS					Total	Not Beyond Economical Repair					
	Total	Pro- duc- tion	From MAP, USA, and USN	From Other	Con- ver- sion		Con- ver- sion	Recla- ma- tion	Transfer and Diversion			
									MAP	USA	USN	Other
FIRST HALF FY 1969 (1 July)												
<u>FIGHTER (Continued)</u>												
TF-104G . . . . .	-	-	-	-	-	1	-	-	1	-	-	-
F-105D . . . . .	1	-	-	1	-	26	-	-	-	-	-	-
F-105F . . . . .	-	-	-	-	-	5	-	-	-	-	-	-
F-106A . . . . .	-	-	-	-	-	1	-	-	-	-	-	-
F-106B . . . . .	1	-	-	-	1	1	-	-	-	-	-	-
JF-106B . . . . .	-	-	-	-	-	1	1	-	-	-	-	-
F-111A . . . . .	42	42	-	-	-	2	-	-	-	-	-	-
F-111C . . . . .	6	6	-	-	-	1	-	-	1	-	-	-
YAT-28E . . . . .	-	-	-	-	-	1	-	1	-	-	-	-
<u>RECONNAISSANCE - TOTAL</u>	<u>116</u>	<u>35</u>	<u>13</u>	<u>3</u>	<u>10</u>	<u>169</u>	<u>8</u>	<u>123</u>	<u>13</u>	-	<u>1</u>	-
EA-1F . . . . .	10	-	10	-	-	-	-	-	-	-	-	-
EB-47E . . . . .	-	-	-	-	-	25	-	25	-	-	-	-
RB-47E . . . . .	-	-	-	-	-	70	-	70	-	-	-	-
RB-47K . . . . .	-	-	-	-	-	10	-	10	-	-	-	-
EB-47L . . . . .	-	-	-	-	-	17	-	17	-	-	-	-
RB-50F . . . . .	-	-	-	-	-	1	-	1	-	-	-	-
EB-57E . . . . .	1	-	-	-	1	-	-	-	-	-	-	-
RB-57E . . . . .	-	-	-	-	-	2	1	-	-	-	-	-
EB-66E . . . . .	-	-	-	-	-	1	-	-	-	-	-	-
RB-66E . . . . .	-	-	-	-	-	7	6	-	-	-	-	-
EB-66F . . . . .	6	-	-	-	6	-	-	-	-	-	-	-
EC-121S . . . . .	2	-	-	-	2	-	-	-	-	-	-	-
WC-130A . . . . .	-	-	-	-	-	1	1	-	-	-	-	-
WC-130S . . . . .	1	-	-	-	1	-	-	-	-	-	-	-
RF-4C . . . . .	14	14	-	-	-	16	-	-	-	-	-	-
RF-5A . . . . .	12	12	-	-	-	12	-	-	12	-	-	-
RF-34F . . . . .	11	-	8	3	-	1	-	-	-	1	-	-
RF-101A . . . . .	-	-	-	-	-	1	-	-	1	-	-	-
RF-101C . . . . .	-	-	-	-	-	2	-	-	-	-	-	-
RF-101G . . . . .	-	-	-	-	-	1	-	-	-	-	-	-
RF-101H . . . . .	-	-	-	-	-	1	-	-	-	-	-	-
OV-10A . . . . .	59	59	-	-	-	1	-	-	-	-	-	-
<u>SEARCH AND RESCUE -</u>												
<u>TOTAL</u>	-	-	-	-	-	<u>2</u>	-	-	-	-	-	-
HC-130P . . . . .	-	-	-	-	-	2	-	-	-	-	-	-
<u>CARGO - TOTAL</u>	<u>61</u>	<u>14</u>	<u>13</u>	<u>4</u>	<u>30</u>	<u>176</u>	<u>103</u>	<u>35</u>	<u>20</u>	-	-	<u>5</u>
C-7A . . . . .	2	-	-	2	-	5	-	1	-	-	-	1
C-9A . . . . .	7	7	-	-	-	-	-	-	-	-	-	-
C-46D . . . . .	-	-	-	-	-	12	-	-	12	-	-	-
C-47A . . . . .	2	-	-	1	1	5	2	-	-	-	-	2
JC-47A . . . . .	-	-	-	-	-	1	1	-	-	-	-	-

**CONFIDENTIAL**

DOWNGRADED TO:  
UNCLASSIFIED AFTER 1 YEAR

~~CONFIDENTIAL~~

DESIGN, AND SERIES, WORLD-WIDE SEMIANNUALLY - FY 1969 (CONTINUED)

LOSSES											MISSION, DESIGN, AND SERIES
Beyond Economic Repair											
Accidents		Museum or School	Tested to De- struc- tion	Fair Wear and Tear	Abnormal Storage Deterio- ration	On Combat Mission			Enemy Action Non- Combat Mission	Abandon- ment Enemy Action	
Flying	Ground					Enemy Action	Flying Acci- dent	Cause Unknown			
1968 through 31 December 1968)											
-	-	-	-	-	-	-	-	-	-	-	<u>FIGHTER (Continued)</u>
9	-	-	-	-	-	13	4	-	-	-	TF-104G
1	-	-	-	-	-	3	1	-	-	-	F-105D
1	-	-	-	-	-	-	-	-	-	-	F-105F
1	-	-	-	-	-	-	-	-	-	-	F-106A
-	-	-	-	-	-	-	-	-	-	-	F-106B
2	-	-	-	-	-	-	-	-	-	-	JF-106B
-	-	-	-	-	-	-	-	-	-	-	F-111A
-	-	-	-	-	-	-	-	-	-	-	F-111C
-	-	-	-	-	-	-	-	-	-	-	YAT-28E
7	-	-	1	-	-	9	3	4	-	-	<u>RECONNAISSANCE-TOTAL</u>
-	-	-	-	-	-	-	-	-	-	-	EA-1F
-	-	-	-	-	-	-	-	-	-	-	EB-47E
-	-	-	-	-	-	-	-	-	-	-	RB-47E
-	-	-	-	-	-	-	-	-	-	-	RE-47K
-	-	-	-	-	-	-	-	-	-	-	EB-47L
-	-	-	-	-	-	-	-	-	-	-	RB-50F
-	-	-	-	-	-	-	-	-	-	-	EB-57E
-	-	-	-	-	-	-	-	1	-	-	RB-57E
-	-	-	-	-	-	-	1	-	-	-	EB-66B
-	-	-	1	-	-	-	-	-	-	-	RB-66B
-	-	-	-	-	-	-	-	-	-	-	EB-66E
-	-	-	-	-	-	-	-	-	-	-	EC-121S
-	-	-	-	-	-	-	-	-	-	-	WC-130A
-	-	-	-	-	-	-	-	-	-	-	RC-130S
4	-	-	-	-	-	8	2	2	-	-	RF-4C
-	-	-	-	-	-	-	-	-	-	-	RF-4A
-	-	-	-	-	-	-	-	-	-	-	RF-4AF
-	-	-	-	-	-	-	-	-	-	-	RF-101A
1	-	-	-	-	-	-	-	1	-	-	RF-101C
1	-	-	-	-	-	-	-	-	-	-	RF-101G
1	-	-	-	-	-	-	-	-	-	-	RF-101H
-	-	-	-	-	-	1	-	-	-	-	OV-10A
-	-	-	-	-	-	-	-	-	2	-	<u>SEARCH AND RESCUE -</u>
-	-	-	-	-	-	-	-	-	2	-	<u>TOTAL</u>
-	-	-	-	-	-	-	-	-	-	-	HC-130P
9	1	-	2	-	-	4	5	1	-	-	<u>CARGO - TOTAL</u>
1	-	-	-	-	-	-	2	-	-	-	C-7A
-	-	-	-	-	-	-	-	-	-	-	C-9A
-	-	-	-	-	-	-	-	-	-	-	C-46D
1	-	-	-	-	-	-	-	-	-	-	C-47A
-	-	-	-	-	-	-	-	-	-	-	JC-47A

~~CONFIDENTIAL~~

DOWNGRADED TO:  
UNCLASSIFIED AFTER 1 YEAR

~~CONFIDENTIAL~~

TABLE 42 - USAF AND COMPONENT AIRCRAFT GAINS AND LOSSES BY MISSION.

MISSION, DESIGN, AND SERIES	GAINS					Total	Not Beyond Economical Repair					
	Total	Pro- duc- tion	From MAP, USA, and USN	From Other	Con- ver- sion		Con- ver- sion	Recla- ma- tion	Transfer and Diversion			
									MAP	USA	USN	Other
FIRST HALF FY 1969 (1 July)												
<u>CARGO (Continued)</u>												
NC-47A . . . . .	1	-	-	-	1	-	-	-	-	-	-	
VC-47A . . . . .	-	-	-	-	-	1	-	-	-	-	-	
VC-47B . . . . .	-	-	-	-	-	1	-	-	-	-	-	
C-47D . . . . .	13	-	12	-	1	6	-	1	3	-	1	
AC-47E . . . . .	-	-	-	-	-	2	-	-	-	-	-	
VC-47E . . . . .	-	-	-	-	-	1	-	1	-	-	-	
C-54B . . . . .	1	-	1	-	-	-	-	-	-	-	-	
C-97F . . . . .	-	-	-	-	-	1	-	1	-	-	-	
C-97G . . . . .	-	-	-	-	-	17	-	17	-	-	-	
C-97K . . . . .	-	-	-	-	-	1	-	1	-	-	-	
C-113A . . . . .	-	-	-	-	-	1	-	-	-	-	-	
C-119G . . . . .	-	-	-	-	-	53	48	-	4	-	-	
C-119J . . . . .	-	-	-	-	-	1	-	-	-	-	-	
C-121A . . . . .	-	-	-	-	-	2	-	2	-	-	-	
C-121C . . . . .	-	-	-	-	-	3	3	-	-	-	-	
VC-121C . . . . .	1	-	-	-	1	-	-	-	-	-	-	
C-121G . . . . .	1	-	-	1	-	-	-	-	-	-	-	
C-123B . . . . .	3	-	-	-	3	17	15	-	1	-	-	
C-123K . . . . .	11	-	-	-	11	19	17	1	-	-	-	
C-124C . . . . .	-	-	-	-	-	5	-	-	-	-	-	
C-130A . . . . .	2	-	-	-	2	6	6	-	-	-	-	
JC-130A . . . . .	-	-	-	-	-	1	1	-	-	-	-	
C-130B . . . . .	-	-	-	-	-	4	2	-	-	-	-	
NC-130B . . . . .	1	-	-	-	1	-	-	-	-	-	-	
C-130D . . . . .	-	-	-	-	-	1	1	-	-	-	-	
C-130E . . . . .	3	3	-	-	-	3	1	-	-	-	-	
DC-130E . . . . .	1	-	-	-	1	-	-	-	-	-	-	
C-135B . . . . .	-	-	-	-	-	5	5	-	-	-	-	
VC-135B . . . . .	5	-	-	-	5	-	-	-	-	-	-	
C-707 . . . . .	4	4	-	-	-	-	-	-	-	-	-	
VT-29B . . . . .	2	-	-	-	2	2	1	-	-	-	1	
NVT-29B . . . . .	1	-	-	-	1	-	-	-	-	-	-	
<u>TRAINER - TOTAL</u> . . . . .	<u>116</u>	<u>112</u>	-	<u>1</u>	<u>3</u>	<u>133</u>	<u>5</u>	<u>4</u>	<u>22</u>	-	<u>11</u>	<u>10</u>
TC-47D . . . . .	-	-	-	-	-	2	-	-	2	-	-	-
T-28A . . . . .	1	-	-	1	-	2	2	-	-	-	-	-
T-28D . . . . .	2	-	-	-	2	29	-	-	26	-	-	3
T-29B . . . . .	-	-	-	-	-	1	1	-	-	-	-	-
NT-29B . . . . .	-	-	-	-	-	1	1	-	-	-	-	-
T-33A . . . . .	1	-	-	-	1	48	-	2	30	-	11	1
JT-33A . . . . .	-	-	-	-	-	1	1	-	-	-	-	-
T-34A . . . . .	-	-	-	-	-	9	-	2	-	-	-	5
T-37B . . . . .	43	43	-	-	-	4	-	-	-	-	-	-
T-37C . . . . .	2	2	-	-	-	-	-	-	-	-	-	-
T-38A . . . . .	49	49	-	-	-	6	-	-	-	-	-	1
T-39A . . . . .	-	-	-	-	-	1	-	-	-	-	-	-
T-41D . . . . .	18	18	-	-	-	34	-	-	34	-	-	-

~~CONFIDENTIAL~~

DOWNGRADED TO:  
UNCLASSIFIED AFTER 1 YEAR



DESIGN, AND SERIES, WORLD-WIDE SEMIANNUALLY FY 1969 (CONTINUED)

LOSSES											MISSION, DESIGN, AND SERIES
Beyond Economic Repair											
Accidents		Museum or School	Tested to De- struc- tion	Fair Wear and Tear	Abnormal Storage Deterio- ration	On Combat Mission			Enemy Action Non- Combat Mission	Abandon- ment Enemy Action	
Flying	Ground					Enemy Action	Flying Acci- dent	Cause Unknown			
1968 through 31 December 1968)											<u>CARGO (Continued)</u> NC-47A VC-47A VC-47B C-47D AC-47D VC-47D C-47D C-47F C-47G C-97K C-112A C-119G C-119J C-121A C-121C VC-121C C-121G C-123B C-123K C-124C C-130A JC-130A C-130B NC-130B C-130D C-130E DC-130E C-135B VC-135B C-707 VT-29B NVT-29B
-	-	-	-	-	-	-	-	-	-	-	
1	-	-	-	-	-	-	-	-	-	-	
1	-	-	-	-	-	-	-	-	-	-	
-	-	-	-	-	-	1	1	1	-	-	
-	-	-	-	-	-	-	-	-	-	-	
-	-	-	-	-	-	-	-	-	-	-	
-	-	-	-	-	-	-	-	-	-	-	
1	-	-	-	-	-	-	-	-	-	-	
1	1	-	-	-	-	-	-	-	-	-	
-	-	-	-	-	-	-	-	-	-	-	
-	-	-	-	-	-	-	-	-	-	-	
1	-	-	-	-	-	-	1	-	-	-	
2	-	-	3	-	-	-	-	-	-	-	
-	-	-	-	-	-	-	-	-	-	-	
-	-	-	-	-	-	1	1	-	-	-	
-	-	-	-	-	-	-	-	-	-	-	
-	-	-	-	-	-	2	-	-	-	-	
-	-	-	-	-	-	-	-	-	-	-	
-	-	-	-	-	-	-	-	-	-	-	
-	-	-	-	-	-	-	-	-	-	-	
-	-	-	-	-	-	-	-	-	-	-	
-	-	-	-	-	-	-	-	-	-	-	
-	-	-	-	-	-	-	-	-	-	-	
15	-	1	-	-	-	-	-	-	-	-	
-	-	-	-	-	-	-	-	-	-	-	
-	-	-	-	-	-	-	-	-	-	-	
4	-	-	-	-	-	-	-	-	-	-	
2	-	-	-	-	-	-	-	-	-	-	
3	-	1	-	-	-	-	-	-	-	-	
-	-	-	-	-	-	-	-	-	-	-	
5	-	-	-	-	-	-	-	-	-	-	
1	-	-	-	-	-	-	-	-	-	-	
<u>TRAINER - TOTAL</u> TC-47D T-23A T-23D T-29B NT-29E T-33A JT-33A T-34A T-37B T-37C T-38A T-39A T-41B											

DOWNGRADED TO:  
UNCLASSIFIED AFTER 1 YEAR

~~CONFIDENTIAL~~

TABLE 42 - USAF AND COMPONENT AIRCRAFT GAINS AND LOSSES BY MISSION.

MISSION, DESIGN, AND SERIES	GAINS					Not Beyond Economical Repair						
	Total	Pro- duc- tion	From MAP, USA, and USN	From Other	Con- ver- sion	Total	Con- ver- sion	Recla- ma- tion	Transfer and Diversion			
									MAP	USA	USN	Other
FIRST HALF FY 1969 (1 July)												
<u>HELICOPTER - TOTAL</u> . . . . .	<u>43</u>	<u>15</u>	<u>12</u>	<u>2</u>	<u>14</u>	<u>30</u>	<u>14</u>	<u>1</u>	<u>7</u>	-	-	-
UH-1D . . . . .	1	-	1	-	-	6	-	-	6	-	-	-
UH-1F . . . . .	-	-	-	-	-	3	-	1	-	-	-	-
CH-3C . . . . .	-	-	-	-	-	6	6	-	-	-	-	-
CH-3E . . . . .	11	4	-	-	7	5	5	-	-	-	-	-
HH-3E . . . . .	11	5	-	1	5	4	1	-	-	-	-	-
UH-19B . . . . .	-	-	-	-	-	2	-	-	1	-	-	-
CH-21B . . . . .	2	-	-	-	2	-	-	-	-	-	-	-
JCH-21B . . . . .	-	-	-	-	-	2	2	-	-	-	-	-
HH-21B . . . . .	-	-	-	-	-	1	-	-	-	-	-	-
UH-34G . . . . .	9	-	9	-	-	-	-	-	-	-	-	-
HH-43B . . . . .	3	-	2	1	-	1	-	-	-	-	-	-
HH-53C . . . . .	6	6	-	-	-	-	-	-	-	-	-	-
<u>ATTACK - TOTAL</u> . . . . .	<u>92</u>	<u>37</u>	-	-	<u>55</u>	<u>21</u>	-	-	<u>18</u>	-	-	-
A-37A . . . . .	-	-	-	-	-	3	-	-	-	-	-	-
A-37B . . . . .	37	37	-	-	-	18	-	-	18	-	-	-
AC-119G . . . . .	22	-	-	-	22	-	-	-	-	-	-	-
AC-119K . . . . .	26	-	-	-	26	-	-	-	-	-	-	-
AC-130A . . . . .	7	-	-	-	7	-	-	-	-	-	-	-
<u>UTILITY - TOTAL</u> . . . . .	<u>46</u>	<u>9</u>	-	<u>4</u>	<u>33</u>	<u>63</u>	<u>15</u>	<u>4</u>	<u>14</u>	<u>3</u>	-	<u>2</u>
UC-123B . . . . .	2	-	-	1	1	15	15	-	-	-	-	-
UC-123K . . . . .	32	-	-	-	32	1	-	-	-	-	-	-
O-1E . . . . .	-	-	-	-	-	5	-	-	-	1	-	-
O-1F . . . . .	-	-	-	-	-	8	-	-	6	-	-	-
O-1G . . . . .	-	-	-	-	-	5	-	1	-	-	-	-
O-2A . . . . .	-	-	-	-	-	11	-	1	-	-	-	-
O-2B . . . . .	-	-	-	-	-	1	-	-	-	-	-	-
U-3B . . . . .	-	-	-	-	-	1	-	-	-	-	-	-
U-4A . . . . .	2	-	-	2	-	2	-	-	-	2	-	-
U-6A . . . . .	-	-	-	-	-	1	-	-	1	-	-	-
U-7A . . . . .	-	-	-	-	-	2	-	1	-	-	-	-
U-10D . . . . .	1	-	-	1	-	1	-	-	-	-	-	-
U-17B . . . . .	9	9	-	-	-	7	-	9	7	-	-	-
U-18B . . . . .	-	-	-	-	-	3	-	1	-	-	-	2
SECOND HALF FY 1969 (1 January)												
<u>TOTAL</u>	<u>744</u>	<u>605</u>	<u>40</u>	<u>17</u>	<u>82</u>	<u>1,291</u>	<u>86</u>	<u>630</u>	<u>257</u>	<u>1</u>	<u>28</u>	<u>30</u>
<u>BOMBER - TOTAL</u> . . . . .	<u>4</u>	-	-	<u>1</u>	<u>3</u>	<u>238</u>	<u>2</u>	<u>223</u>	-	-	-	<u>1</u>
B-47B . . . . .	-	-	-	-	-	1	-	1	-	-	-	-
B-47E . . . . .	-	-	-	-	-	168	-	168	-	-	-	-

~~CONFIDENTIAL~~

DOWNGRADED TO:  
UNCLASSIFIED AFTER 1 YEAR

~~CONFIDENTIAL~~

DESIGN, AND SERIES, WORLD-WIDE SEMIANNUALLY - FY 1969 (CONTINUED)

LOSSES											MISSION, DESIGN, AND SERIES
Beyond Economic Repair											
Accidents		Museum or School	Tested to De- struc- tion	Fair Wear and Tear	Abnormal Storage Deterio- ration	On Combat Mission			Enemy Action Non- Combat Mission	Abandon- ment Enemy Action	
Flying	Ground					Enemy Action	Flying Acci- dent	Cause Unknown			
1968 through 31 December 1968)											
2	-	-	-	-	-	5	1	-	-	-	<u>HELICOPTER - TOTAL</u>
-	-	-	-	-	-	2	-	-	-	-	UH-1D
-	-	-	-	-	-	-	-	-	-	-	UH-1F
-	-	-	-	-	-	-	-	-	-	-	CH-3C
-	-	-	-	-	-	-	-	-	-	-	CH-3E
1	-	-	-	-	-	3	-	-	-	-	HH-3E
-	-	-	-	-	-	-	-	-	-	-	UH-19B
-	-	-	-	-	-	-	-	-	-	-	CH-21B
1	-	-	-	-	-	-	-	-	-	-	JCH-21B
-	-	-	-	-	-	-	-	-	-	-	HH-21B
-	-	-	-	-	-	-	-	-	-	-	UH-34G
-	-	-	-	-	-	-	1	-	-	-	HH-43B
-	-	-	-	-	-	-	-	-	-	-	HH-53C
2	-	-	-	-	-	-	1	-	-	-	<u>ATTACK - TOTAL</u>
2	-	-	-	-	-	-	1	-	-	-	A-37A
-	-	-	-	-	-	-	-	-	-	-	A-37B
-	-	-	-	-	-	-	-	-	-	-	AC-119G
-	-	-	-	-	-	-	-	-	-	-	AC-119K
-	-	-	-	-	-	-	-	-	-	-	AC-130A
5	-	1	-	-	-	10	6	3	-	-	<u>UTILITY - TOTAL</u>
-	-	-	-	-	-	-	1	-	-	-	UC-123B
-	-	-	-	-	-	-	2	-	-	-	UC-123K
1	-	-	-	-	-	1	2	-	-	-	O-1E
-	-	-	-	-	-	2	-	-	-	-	O-1F
-	-	-	-	-	-	1	1	2	-	-	O-1G
2	-	-	-	-	-	5	2	1	-	-	O-2A
-	-	-	-	-	-	1	-	-	-	-	O-2B
1	-	-	-	-	-	-	-	-	-	-	U-3B
-	-	-	-	-	-	-	-	-	-	-	U-4A
-	-	-	-	-	-	-	-	-	-	-	U-6A
-	-	1	-	-	-	-	-	-	-	-	U-7A
1	-	-	-	-	-	-	-	-	-	-	U-10D
-	-	-	-	-	-	-	-	-	-	-	U-17B
-	-	-	-	-	-	-	-	-	-	-	U-18B
1969 through 30 June 1969)											
93	8	3	2	2	-	95	36	8	5	2	<u>TOTAL</u>
4	-	1	-	-	-	4	3	-	-	-	<u>BOMBER - TOTAL</u>
-	-	-	-	-	-	-	-	-	-	-	B-47B
-	-	-	-	-	-	-	-	-	-	-	B-47E

~~CONFIDENTIAL~~

DOWNGRADED TO:  
UNCLASSIFIED AFTER 1 YEAR

~~CONFIDENTIAL~~

TABLE 42 - USAF AND COMPONENT AIRCRAFT GAINS AND LOSSES BY MISSION.

MISSION, DESIGN, AND SERIES	GAINS					Total	Not Beyond Economical Repair					
	Total	Pro- duc- tion	From MAP, USA, and USN	From Other	Con- ver- sion		Con- ver- sion	Recla- ma- tion	Transfer and Diversión			
									MAP	USA	USN	Other
SECOND HALF FY 1968 (1 January)												
<u>BOMBER (Continued)</u>												
B-52F . . . . .	-	-	-	-	-	32	-	32	-	-	-	-
B-52D . . . . .	-	-	-	-	-	3	-	-	-	-	-	-
B-52E . . . . .	-	-	-	-	-	3	-	3	-	-	-	-
B-52F . . . . .	1	-	-	1	-	16	-	14	-	-	-	1
B-52H . . . . .	-	-	-	-	-	1	-	-	-	-	-	-
B-57B . . . . .	-	-	-	-	-	6	2	-	-	-	-	-
B-57C . . . . .	1	-	-	-	1	-	-	-	-	-	-	-
B-57G . . . . .	2	-	-	-	2	-	-	-	-	-	-	-
B-59A . . . . .	-	-	-	-	-	2	-	-	-	-	-	-
XB-70A . . . . .	-	-	-	-	-	1	-	-	-	-	-	-
<u>TANKER - TOTAL</u>												
KC-97L . . . . .	6	-	-	-	6	3	3	-	-	-	-	-
KC-135A . . . . .	-	-	-	-	-	1	-	-	-	-	-	-
NKC-135A . . . . .	6	-	-	-	6	7	6	-	-	-	-	-
<u>FIGHTER - TOTAL</u>												
A-1F . . . . .	222	211	6	2	3	331	6	32	73	1	16	3
A-1E . . . . .	3	-	3	-	-	5	-	-	-	-	-	-
A-1H . . . . .	1	-	1	-	-	12	-	-	-	-	-	3
A-1J . . . . .	1	-	1	-	-	3	-	-	-	-	-	-
F-4C . . . . .	-	-	-	-	-	17	-	-	-	-	-	1
F-4D . . . . .	6	6	-	-	-	31	-	-	4	-	-	-
F-4E . . . . .	132	132	-	-	-	4	-	-	-	-	-	-
F-5A . . . . .	20	20	-	-	-	29	-	-	29	-	-	-
F-5B . . . . .	7	7	-	-	-	3	-	-	3	-	-	-
F-5C . . . . .	-	-	-	-	-	3	-	-	3	-	-	-
F-54F . . . . .	-	-	-	-	-	3	-	-	-	-	-	1
F-56F . . . . .	-	-	-	-	-	12	-	4	8	-	-	-
F-56H . . . . .	-	-	-	-	-	30	-	30	-	-	-	-
F-59J . . . . .	-	-	-	-	-	59	-	44	-	-	15	-
F-100C . . . . .	-	-	-	-	-	12	-	1	-	-	-	-
F-100D . . . . .	1	-	-	1	-	29	-	-	-	1	-	2
F-100F . . . . .	-	-	-	-	-	5	-	-	-	-	-	-
F-101B . . . . .	-	-	-	-	-	3	-	2	-	-	-	-
F-101F . . . . .	-	-	-	-	-	1	-	-	-	-	-	-
TF-101F . . . . .	-	-	-	-	-	1	-	-	-	-	-	-
F-102A . . . . .	1	-	1	-	-	18	-	-	15	-	-	-
TF-102A . . . . .	-	-	-	-	-	4	-	-	4	-	-	-
F-104A . . . . .	-	-	-	-	-	1	-	-	1	-	-	-
F-104B . . . . .	-	-	-	-	-	1	-	-	1	-	-	-
F-104C . . . . .	-	-	-	-	-	2	-	1	-	-	-	-
F-104G . . . . .	-	-	-	-	-	6	-	-	3	-	-	-
TF-104G . . . . .	-	-	-	-	-	2	-	-	2	-	-	-
F-105D . . . . .	-	-	-	-	-	13	-	-	-	-	-	-
F-105F . . . . .	-	-	-	-	-	3	-	-	-	-	-	-

~~CONFIDENTIAL~~

DOWNGRADED TO:  
UNCLASSIFIED AFTER 1 YEAR

DESIGN, AND SERIES, WORLD-WIDE SEMIANNUALLY - FY 1969 (CONTINUED)

LOSSES											MISSION, DESIGN, AND SERIES
Beyond Economic Repair											
Accidents		Museum or School	Tested to De- struc- tion	Fair Wear and Tear	Abnormal Storage Deterio- ration	On Combat Mission			Freny Action Non- Combat Mission	Abancon- ment Enemy Action	
Flying	Ground					Freny Action	Flying Acci- dent	Cause Unknown			
1969 through 30 June 1969)											
-	-	-	-	-	-	-	-	-	-	-	<u>BOMBER (Continued)</u>
-	-	-	-	-	-	-	3	-	-	-	B-52B
-	-	-	-	-	-	-	-	-	-	-	B-52D
1	-	-	-	-	-	-	-	-	-	-	B-52E
1	-	-	-	-	-	-	-	-	-	-	B-52F
-	-	-	-	-	-	4	-	-	-	-	B-52H
-	-	-	-	-	-	-	-	-	-	-	B-57B
-	-	-	-	-	-	-	-	-	-	-	B-57C
2	-	-	-	-	-	-	-	-	-	-	B-57C
-	-	1	-	-	-	-	-	-	-	-	B-58A
-	-	-	-	-	-	-	-	-	-	-	XB-70A
2	-	-	-	-	-	-	-	-	-	-	<u>TANKER - TOTAL</u>
1	-	-	-	-	-	-	-	-	-	-	KC-97L
1	-	-	-	-	-	-	-	-	-	-	KC-135A
-	-	-	-	-	-	-	-	-	-	-	NKC-135A
<u>45</u>	<u>4</u>	-	-	<u>1</u>	-	<u>60</u>	<u>15</u>	<u>4</u>	<u>3</u>	-	<u>FIGHTER - TOTAL</u>
-	1	-	-	-	-	1	2	1	-	-	A-1F
-	-	-	-	-	-	6	3	-	-	-	A-1H
-	-	-	-	-	-	3	-	-	-	-	A-1J
3	1	-	-	-	-	6	1	-	-	-	F-4C
5	-	-	-	1	-	13	3	-	-	-	F-4D
2	-	-	-	-	-	1	1	-	-	-	F-4E
-	-	-	-	-	-	-	-	-	-	-	F-5A
-	-	-	-	-	-	-	-	-	-	-	F-5F
-	-	-	-	-	-	-	-	-	-	-	F-5C
1	1	-	-	-	-	-	-	-	-	-	F-84F
-	-	-	-	-	-	-	-	-	-	-	F-86F
-	-	-	-	-	-	-	-	-	-	-	F-86H
-	-	-	-	-	-	-	-	-	-	-	F-89J
4	-	-	-	-	-	4	-	2	1	-	F-100C
6	-	-	-	-	-	16	1	1	2	-	F-100D
-	-	-	-	-	-	4	1	-	-	-	F-100F
1	-	-	-	-	-	-	-	-	-	-	F-101B
1	-	-	-	-	-	-	-	-	-	-	F-101F
1	-	-	-	-	-	-	-	-	-	-	TF-101F
2	-	-	-	-	-	-	1	-	-	-	F-102A
-	-	-	-	-	-	-	-	-	-	-	TF-102A
-	-	-	-	-	-	-	-	-	-	-	F-104A
-	-	-	-	-	-	-	-	-	-	-	F-104B
1	-	-	-	-	-	-	-	-	-	-	F-104C
3	-	-	-	-	-	-	-	-	-	-	F-104G
-	-	-	-	-	-	-	-	-	-	-	TF-104G
2	1	-	-	-	-	9	1	-	-	-	F-105D
1	-	-	-	-	-	1	1	-	-	-	F-105F

DOWNGRADED TO:  
UNCLASSIFIED AFTER 1 YEAR

**CONFIDENTIAL**

TABLE 42 - USAF AND COMPONENT AIRCRAFT GAINS AND LOSSES BY MISSION.

MISSION, DESIGN, AND SERIES	GAINS					Total	Not Beyond Economical Repair					
	Total	Pro- duc- tion	From MAP, USA, and USN	From Other	Con- ver- sion		Con- ver- sion	Recla- ma- tion	Transfer and Diversion			
									MAP	USA	USN	Other
SECOND HALF FY 1969 (1 January)												
<u>FIGHTER (Continued)</u>												
F-106A . . . . .	1	-	-	1	-	5	-	-	-	-	-	1
F-111A . . . . .	46	46	-	-	-	6	3	-	-	-	-	-
GF-111A . . . . .	3	-	-	-	3	3	3	-	-	-	-	-
<u>RECONNAISSANCE - TOTAL</u>	<u>120</u>	<u>104</u>	<u>2</u>	<u>1</u>	<u>13</u>	<u>149</u>	<u>10</u>	<u>103</u>	<u>7</u>	-	-	-
EA-1F . . . . .	2	-	2	-	-	-	-	-	-	-	-	-
EB-47E . . . . .	-	-	-	-	-	48	-	48	-	-	-	-
NRB-47E . . . . .	-	-	-	-	-	1	-	1	-	-	-	-
WB-47E . . . . .	-	-	-	-	-	4	-	4	-	-	-	-
EB-47H . . . . .	-	-	-	-	-	3	-	3	-	-	-	-
RB-47H . . . . .	-	-	-	-	-	24	-	24	-	-	-	-
RB-47K . . . . .	-	-	-	-	-	2	-	2	-	-	-	-
EB-47L . . . . .	-	-	-	-	-	19	-	19	-	-	-	-
EB-57E . . . . .	-	-	-	-	-	2	-	-	-	-	-	-
EB-66B . . . . .	1	-	-	-	1	1	-	-	-	-	-	-
RB-66B . . . . .	-	-	-	-	-	10	10	-	-	-	-	-
EB-66E . . . . .	9	-	-	-	9	-	-	-	-	-	-	-
EC-47D . . . . .	-	-	-	-	-	1	-	1	-	-	-	-
EC-47P . . . . .	-	-	-	-	-	1	-	-	-	-	-	-
EC-47Q . . . . .	-	-	-	-	-	2	-	-	-	-	-	-
EC-121R . . . . .	-	-	-	-	-	2	-	-	-	-	-	-
EC-121S . . . . .	2	-	-	-	2	-	-	-	-	-	-	-
WC-130A . . . . .	1	-	-	-	1	-	-	-	-	-	-	-
RC-135E . . . . .	-	-	-	-	-	1	-	-	-	-	-	-
RC-135S . . . . .	-	-	-	-	-	1	-	-	-	-	-	-
RF-4C . . . . .	28	28	-	-	-	7	-	-	-	-	-	-
RF-5A . . . . .	8	8	-	-	-	7	-	-	7	-	-	-
RF-84F . . . . .	-	-	-	-	-	4	-	1	-	-	-	-
RF-101C . . . . .	-	-	-	-	-	4	-	-	-	-	-	-
RF-101G . . . . .	-	-	-	-	-	1	-	-	-	-	-	-
ET-29C . . . . .	1	-	-	1	-	-	-	-	-	-	-	-
OV-10A . . . . .	68	68	-	-	-	4	-	-	-	-	-	-
<u>SEARCH &amp; RESCUE -</u>												
<u>TOTAL</u> . . . . .	<u>1</u>	-	-	-	<u>1</u>	<u>15</u>	<u>2</u>	<u>7</u>	-	-	-	<u>5</u>
HC-47A . . . . .	-	-	-	-	-	2	2	-	-	-	-	-
HC-54D . . . . .	1	-	-	-	1	-	-	-	-	-	-	3
HC-130H . . . . .	-	-	-	-	-	4	-	-	-	-	-	3
HU-16A . . . . .	-	-	-	-	-	9	-	7	-	-	-	2
<u>SPECIAL RESEARCH -</u>												
<u>TOTAL</u> . . . . .	-	-	-	-	-	<u>4</u>	-	-	-	-	-	-
XV-4A . . . . .	-	-	-	-	-	1	-	-	-	-	-	-
X-15A . . . . .	-	-	-	-	-	1	-	-	-	-	-	-

**CONFIDENTIAL**

DOWNGRADED TO: UNCLASSIFIED AFTER 1 YEAR
---

DESIGN, AND SERIES, WORLD-WIDE SEMIANNUALLY - FY 1969 (CONTINUED)

LOSSES											MISSION, DESIGN, AND SERIES
Beyond Economic Repair											
Accidents		Museum or School	Tested to De- struc- tion	Fair Wear and Tear	Abnormal Storage Deterio- ration	On Combat Mission			Enemy Action Non- Combat Mission	Abandon- ment Enemy Action	
Flying	Ground					Enemy Action	Flying Acci- dent	Cause Unknown			
1969 through 30 June 1969)											
4	-	-	-	-	-	-	-	-	-	-	<u>FIGHTER (Continued)</u>
3	-	-	-	-	-	-	-	-	-	-	F-106A
-	-	-	-	-	-	-	-	-	-	-	F-111A
-	-	-	-	-	-	-	-	-	-	-	GF-111A
<u>16</u>	<u>2</u>	-	-	-	-	<u>2</u>	<u>6</u>	<u>2</u>	-	-	<u>RECONNAISSANCE-TOTAL</u>
-	-	-	-	-	-	-	-	-	-	-	EA-1F
-	-	-	-	-	-	-	-	-	-	-	EB-47E
-	-	-	-	-	-	-	-	-	-	-	NRB-47E
-	-	-	-	-	-	-	-	-	-	-	WB-47E
-	-	-	-	-	-	-	-	-	-	-	EB-47H
-	-	-	-	-	-	-	-	-	-	-	RB-47H
-	-	-	-	-	-	-	-	-	-	-	RB-47K
-	-	-	-	-	-	-	-	-	-	-	EB-47L
2	-	-	-	-	-	-	-	-	-	-	EB-57E
-	-	-	-	-	-	-	1	-	-	-	EB-66B
-	-	-	-	-	-	-	-	-	-	-	RB-66B
-	-	-	-	-	-	-	-	-	-	-	FB-66E
-	-	-	-	-	-	-	-	-	-	-	EC-47D
-	1	-	-	-	-	-	-	-	-	-	EC-47P
1	-	-	-	-	-	-	-	1	-	-	EC-47Q
1	-	-	-	-	-	-	-	1	-	-	FC-121R
-	-	-	-	-	-	-	-	-	-	-	FC-121S
-	-	-	-	-	-	-	-	-	-	-	WC-130A
1	-	-	-	-	-	-	-	-	-	-	RC-135E
1	-	-	-	-	-	-	-	-	-	-	RC-135S
1	-	-	-	-	-	2	3	1	-	-	RF-4C
-	-	-	-	-	-	-	-	-	-	-	RF-5A
2	1	-	-	-	-	-	-	-	-	-	RF-84F
4	-	-	-	-	-	-	-	-	-	-	RF-101C
1	-	-	-	-	-	-	-	-	-	-	RF-101G
-	-	-	-	-	-	-	-	-	-	-	ET-29C
2	-	-	-	-	-	1	1	-	-	-	OV-10A
<u>1</u>	-	-	-	-	-	-	-	-	-	-	<u>SEARCH &amp; RESCUE -</u>
-	-	-	-	-	-	-	-	-	-	-	<u>TOTAL</u>
-	-	-	-	-	-	-	-	-	-	-	HC-47A
-	-	-	-	-	-	-	-	-	-	-	HC-54D
1	-	-	-	-	-	-	-	-	-	-	HC-130H
-	-	-	-	-	-	-	-	-	-	-	HU-16A
<u>1</u>	-	<u>1</u>	<u>2</u>	-	-	-	-	-	-	-	<u>SPECIAL RESEARCH -</u>
1	-	-	-	-	-	-	-	-	-	-	<u>TOTAL</u>
-	-	1	-	-	-	-	-	-	-	-	XV-4A
-	-	-	-	-	-	-	-	-	-	-	X-15A

DOWNGRADED TO:  
UNCLASSIFIED AFTER 1 YEAR

~~CONFIDENTIAL~~

TABLE 42 - USAF AND COMPONENT AIRCRAFT GAINS AND LOSSES BY MISSION,

MISSION, DESIGN, AND SERIES	GAINS					Not Beyond Economical Repair						
	Total	Pro- duc- tion	From MAP, USA, and USN	From Other	Con- ver- sion	Total	Con- ver- sion	Recla- ma- tion	Transfer and Diversion			
									MAP	USA	USN	Other
SECOND HALF FY 1969 (1 January												
<u>SPECIAL RESEARCH</u> (continued)												
X-25A . . . . .	-	-	-	-	-	1	-	-	-	-	-	-
X-25B . . . . .	-	-	-	-	-	1	-	-	-	-	-	-
<u>CARGO - TOTAL</u> . . . . .	<u>43</u>	<u>19</u>	<u>3</u>	<u>1</u>	<u>20</u>	<u>294</u>	<u>24</u>	<u>204</u>	<u>47</u>	-	-	<u>9</u>
C-7A . . . . .	-	-	-	-	-	3	-	1	1	-	-	-
C-9A . . . . .	1	1	-	-	-	-	-	-	-	-	-	-
C-47A . . . . .	1	-	-	-	1	3	2	1	-	-	-	-
VC-47B . . . . .	-	-	-	-	-	1	-	-	1	-	-	-
C-47D . . . . .	4	-	-	-	4	6	-	-	4	-	-	-
AC-47D . . . . .	-	-	-	-	-	5	-	-	5	-	-	-
VC-47D . . . . .	-	-	-	-	-	1	1	-	-	-	-	-
C-54D . . . . .	-	-	-	-	-	1	1	-	-	-	-	-
C-97G . . . . .	-	-	-	-	-	30	-	21	-	-	-	9
C-97K . . . . .	-	-	-	-	-	1	-	1	-	-	-	-
C-112A . . . . .	-	-	-	-	-	1	1	-	-	-	-	-
VC-112A . . . . .	1	-	-	-	1	-	-	-	-	-	-	-
C-119C . . . . .	-	-	-	-	-	99	-	99	-	-	-	-
C-119G . . . . .	3	-	3	-	-	34	-	1	32	-	-	-
C-121C . . . . .	-	-	-	-	-	2	2	-	-	-	-	-
C-123B . . . . .	1	-	-	1	-	10	9	-	-	-	-	-
C-123K . . . . .	9	-	-	-	9	2	1	-	-	-	-	-
NC-123K . . . . .	-	-	-	-	-	1	1	-	-	-	-	-
C-124C . . . . .	-	-	-	-	-	80	-	79	-	-	-	-
C-130A . . . . .	1	-	-	-	1	3	3	-	-	-	-	-
C-130F . . . . .	1	-	-	-	1	-	-	-	-	-	-	-
NC-130B . . . . .	-	-	-	-	-	1	1	-	-	-	-	-
C-130E . . . . .	16	16	-	-	-	5	2	-	-	-	-	-
DC-130E . . . . .	2	-	-	-	2	-	-	-	-	-	-	-
C-130H . . . . .	2	2	-	-	-	-	-	-	-	-	-	-
XC-142A . . . . .	-	-	-	-	-	1	-	1	-	-	-	-
C-707 . . . . .	-	-	-	-	-	4	-	-	4	-	-	-
VT-29A . . . . .	1	-	-	-	1	-	-	-	-	-	-	-
<u>TRAINER - TOTAL</u> . . . . .	<u>122</u>	<u>147</u>	<u>3</u>	<u>2</u>	-	<u>83</u>	<u>2</u>	<u>3</u>	<u>44</u>	-	<u>13</u>	<u>2</u>
TB-57C . . . . .	-	-	-	-	-	1	1	-	-	-	-	-
T-28A . . . . .	-	-	-	-	-	1	-	-	-	-	-	-
T-28D . . . . .	3	-	3	-	-	4	-	-	4	-	-	-
T-29A . . . . .	-	-	-	-	-	1	1	-	-	-	-	-
T-33A . . . . .	2	-	-	2	-	43	-	2	18	-	13	1
T-34A . . . . .	-	-	-	-	-	4	-	1	-	-	-	2
T-37B . . . . .	54	54	-	-	-	3	-	-	-	-	-	-
T-37C . . . . .	4	4	-	-	-	-	-	-	-	-	-	-
T-35A . . . . .	67	67	-	-	-	3	-	-	-	-	-	-
T-41A . . . . .	-	-	-	-	-	1	-	-	-	-	-	-

DOWNGRADED TO:  
UNCLASSIFIED AFTER 1 YEAR

~~CONFIDENTIAL~~



~~CONFIDENTIAL~~

DESIGN, AND SERIES, WORLD-WIDE SEMIANNUALLY - FY 1969 (CONTINUED)

LOSSES											MISSION, DESIGN, AND SERIES
Beyond Economic Repair											
Accidents		Museum or School	Tested to De- struc- tion	Fair Wear and Tear	Abnormal Storage Deterio- ration	On Combat Mission			Enemy Action Non- Combat Mission	Abandon- ment Enemy Action	
Flying	Ground					Enemy Action	Flying Acci- dent	Cause Unknown			
1969 through 30 June 1969)											SPECIAL RESEARCH (Continued) X-25A X-25B
-	-	-	1	-	-	-	-	-	-	-	
-	-	-	1	-	-	-	-	-	-	-	
<u>5</u>	-	<u>1</u>	-	<u>1</u>	-	<u>1</u>	<u>2</u>	-	-	-	
1	-	-	-	-	-	-	-	-	-	-	
-	-	-	-	-	-	-	-	-	-	-	
1	-	-	-	1	-	-	-	-	-	-	
-	-	-	-	-	-	-	-	-	-	-	
-	-	-	-	-	-	-	-	-	-	-	
-	-	-	-	-	-	-	-	-	-	-	
-	-	-	-	-	-	-	-	-	-	-	
-	-	-	-	-	-	-	-	-	-	-	
1	-	-	-	-	-	-	-	-	-	-	
-	-	-	-	-	-	-	1	-	-	-	
1	-	-	-	-	-	-	-	-	-	-	
-	-	1	-	-	-	-	-	-	-	-	
-	-	-	-	-	-	-	-	-	-	-	
-	-	-	-	-	-	-	-	-	-	-	
1	-	-	-	-	-	1	1	-	-	-	
-	-	-	-	-	-	-	-	-	-	-	
-	-	-	-	-	-	-	-	-	-	-	
-	-	-	-	-	-	-	-	-	-	-	
-	-	-	-	-	-	-	-	-	-	-	
<u>17</u>	<u>1</u>	-	-	-	-	-	-	-	-	-	
1	-	-	-	-	-	-	-	-	-	-	
-	-	-	-	-	-	-	-	-	-	-	
-	-	-	-	-	-	-	-	-	-	-	
9	-	-	-	-	-	-	-	-	-	-	
1	-	-	-	-	-	-	-	-	-	-	
3	-	-	-	-	-	-	-	-	-	-	
-	-	-	-	-	-	-	-	-	-	-	
2	1	-	-	-	-	-	-	-	-	-	
1	-	-	-	-	-	-	-	-	-	-	
											CARGO - TOTAL
											C-7A
											C-9A
											C-47A
											VC-47B
											C-47D
											AC-47D
											VC-47D
											C-54D
											C-97G
											C-97K
											C-118A
											VC-118A
											C-119C
											C-119G
											C-121C
											C-123B
											C-123K
											NC-123K
											C-124C
											C-130A
											C-130B
											NC-130B
											C-130E
											DC-130F
											C-130H
											XC-142A
											C-707
											VT-29A
											TRAINER - TOTAL
											TB-57C
											T-28A
											T-28D
											T-29A
											T-33A
											T-34A
											T-37E
											T-37C
											T-38A
											T-41A

DOWNGRADED TO:  
UNCLASSIFIED AFTER 1 YEAR

~~CONFIDENTIAL~~

~~CONFIDENTIAL~~

TABLE 42 - USAF AND COMPONENT AIRCRAFT GAINS AND LOSSES BY MISSION.

MISSION, DESIGN, AND SERIES	GAINS					Not Beyond Economical Repair						
	Total	Pro- duc- tion	From MAP, USA, and USN	From Other	Con- ver- sion	Total	Con- ver- sion	Recla- ma- tion	Transfer and Diversion			
									MAP	USA	USN	Other
SECOND HALF FY 1969 (1 January)												
<u>TRAINER (Continued)</u>												
T-41D . . . . .	22	22	-	-	-	22	-	-	22	-	-	-
<u>HELICOPTER - TOTAL</u> . . .	<u>52</u>	<u>3</u>	<u>26</u>	<u>2</u>	<u>21</u>	<u>62</u>	<u>22</u>	<u>7</u>	<u>16</u>	-	-	<u>2</u>
UH-1D . . . . .	1	-	1	-	-	-	-	-	-	-	-	-
UH-1F . . . . .	-	-	-	-	-	24	18	-	-	-	-	-
UH-1P . . . . .	18	-	-	-	18	-	-	-	-	-	-	-
CH-30 . . . . .	-	-	-	-	-	3	2	-	-	-	-	1
CH-3E . . . . .	3	1	-	-	2	5	-	-	-	-	-	1
HH-3E . . . . .	-	-	-	-	-	1	-	-	-	-	-	-
YOH-6A . . . . .	1	-	1	-	-	-	-	-	-	-	-	-
UH-19B . . . . .	-	-	-	-	-	2	-	-	2	-	-	-
UH-19D . . . . .	-	-	-	-	-	1	1	-	-	-	-	-
CH-21B . . . . .	-	-	-	-	-	8	1	7	-	-	-	-
HH-21B . . . . .	1	-	-	-	1	-	-	-	-	-	-	-
CH-34C . . . . .	7	-	5	2	-	-	-	-	-	-	-	-
UH-34D . . . . .	3	-	3	-	-	-	-	-	-	-	-	-
UH-34G . . . . .	16	-	16	-	-	14	-	-	14	-	-	-
HH-43B . . . . .	-	-	-	-	-	2	-	-	-	-	-	-
HH-43F . . . . .	-	-	-	-	-	1	-	-	-	-	-	-
HH-53B . . . . .	-	-	-	-	-	1	-	-	-	-	-	-
HH-53C . . . . .	2	2	-	-	-	-	-	-	-	-	-	-
<u>ATTACK - TOTAL</u> . . . . .	<u>79</u>	<u>69</u>	-	<u>7</u>	<u>3</u>	<u>50</u>	<u>1</u>	-	<u>45</u>	-	-	-
A-7D . . . . .	3	3	-	-	-	-	-	-	-	-	-	-
A-26A . . . . .	-	-	-	-	-	3	-	-	-	-	-	-
A-37A . . . . .	7	-	-	7	-	7	-	-	7	-	-	-
A-37B . . . . .	66	66	-	-	-	38	-	-	38	-	-	-
AC-123K . . . . .	1	-	-	-	1	-	-	-	-	-	-	-
AC-130A . . . . .	2	-	-	-	2	2	1	-	-	-	-	-
<u>UTILITY - TOTAL</u> . . . . .	<u>65</u>	<u>52</u>	-	<u>1</u>	<u>12</u>	<u>57</u>	<u>11</u>	<u>1</u>	<u>20</u>	-	-	<u>2</u>
UC-123B . . . . .	-	-	-	-	-	9	9	-	-	-	-	-
UC-123K . . . . .	12	-	-	-	12	2	2	-	-	-	-	-
O-1E . . . . .	-	-	-	-	-	9	-	-	7	-	-	-
O-1F . . . . .	-	-	-	-	-	5	-	-	3	-	-	-
O-1G . . . . .	1	-	-	1	-	12	-	-	10	-	-	-
O-2A . . . . .	52	52	-	-	-	14	-	-	-	-	-	-
U-10B . . . . .	-	-	-	-	-	1	-	-	-	-	-	-
U-10D . . . . .	-	-	-	-	-	2	-	-	-	-	-	-
U-17B . . . . .	-	-	-	-	-	1	-	-	-	-	-	1
U-18B . . . . .	-	-	-	-	-	2	-	1	-	-	-	1

DOWNGRADED TO:  
UNCLASSIFIED AFTER 1 YEAR

SOURCE: Data Applications Division, Data Services Center, Comptroller of the Air Force

~~CONFIDENTIAL~~

~~CONFIDENTIAL~~

DESIGN, AND SERIES, WORLD-WIDE SEMIANNUALLY - FY 1969 (CONTINUED)

LOSSES											MISSION, DESIGN, AND SERIES
Beyond Economic Repair											
Accidents		Museum or School	Tested to De- struc- tion	Fair Wear and Tear	Abnormal Storage Deterio- ration	On Combat Mission			Enemy Action Non- Combat Mission	Abandon- ment Enemy Action	
Flying	Ground					Enemy Action	Flying Acci- dent	Cause Unknown			
1969 through 30 June 1969)											
-	-	-	-	-	-	-	-	-	-	-	<u>TRAINER (Continued)</u> T-41D
<u>1</u>	-	-	-	-	-	<u>8</u>	<u>2</u>	-	-	<u>1</u>	<u>HELICOPTER - TOTAL</u>
-	-	-	-	-	-	5	1	-	-	-	UH-1D
-	-	-	-	-	-	-	-	-	-	-	UH-1F
-	-	-	-	-	-	-	-	-	-	-	UH-1P
-	-	-	-	-	-	1	2	-	-	1	CH-3C
-	-	-	-	-	-	1	-	-	-	-	CH-3F
-	-	-	-	-	-	-	-	-	-	-	HH-3E
-	-	-	-	-	-	-	-	-	-	-	YOH-6A
-	-	-	-	-	-	-	-	-	-	-	UH-19B
-	-	-	-	-	-	-	-	-	-	-	UH-19D
-	-	-	-	-	-	-	-	-	-	-	CH-21B
-	-	-	-	-	-	-	-	-	-	-	HH-21B
-	-	-	-	-	-	-	-	-	-	-	CH-34C
-	-	-	-	-	-	-	-	-	-	-	UH-34D
-	-	-	-	-	-	-	-	-	-	-	UH-34C
1	-	-	-	-	-	1	-	-	-	-	HH-43B
-	-	-	-	-	-	-	1	-	-	-	HH-43F
-	-	-	-	-	-	-	-	-	-	-	HH-53B
-	-	-	-	-	-	-	-	-	-	-	HH-53C
<u>1</u>	-	-	-	-	-	<u>2</u>	<u>1</u>	-	-	-	<u>ATTACK - TOTAL</u>
-	-	-	-	-	-	-	-	-	-	-	A-7D
1	-	-	-	-	-	1	1	-	-	-	A-26A
-	-	-	-	-	-	-	-	-	-	-	A-37A
-	-	-	-	-	-	-	-	-	-	-	A-37B
-	-	-	-	-	-	-	-	-	-	-	AC-123K
-	-	-	-	-	-	1	-	-	-	-	AC-130A
<u>2</u>	<u>1</u>	-	-	-	-	<u>8</u>	<u>4</u>	<u>2</u>	<u>2</u>	<u>1</u>	<u>UTILITY - TOTAL</u>
-	-	-	-	-	-	-	-	-	-	-	UC-123B
-	-	-	-	-	-	-	-	-	-	-	UC-123K
1	-	-	-	-	-	-	1	-	-	-	O-1E
-	-	-	-	-	-	-	-	-	2	-	O-1F
-	-	-	-	-	-	2	-	-	-	-	O-1G
3	-	-	-	-	-	6	3	2	-	-	O-2A
-	-	-	-	-	-	-	-	-	-	1	U-10F
1	1	-	-	-	-	-	-	-	-	-	U-10D
-	-	-	-	-	-	-	-	-	-	-	U-17B
-	-	-	-	-	-	-	-	-	-	-	U-18B

DOWNGRADED TO:  
UNCLASSIFIED AFTER 1 YEAR

~~CONFIDENTIAL~~

~~CONFIDENTIAL~~

TABLE 43 - USAF MISSILE AND DRONE GAINS AND LOSSES BY MISSION.

MISSION, DESIGN, AND SERIES	GAINS					LOSSES AND/OR TERMINATIONS					
	Total	Pro- duc- tion	From MAP, USA, and USN	From Other	Re- Des- igna- tion	Total	Re- des- igna- tion	Not Beyond Economical Repair			
								Recla- ma- tion	Transfer and Diversion to		
									USA	USN	Other
FIRST HALF FY 1969 (1 July)											
<u>MISSILE - TOTAL</u> . . . . .	<u>61</u>	<u>57</u>	-	<u>4</u>	-	<u>100</u>	<u>2</u>	<u>40</u>	-	-	<u>4</u>
CIM-10A . . . . .	-	-	-	-	-	13	-	1	-	-	-
CIM-10B . . . . .	-	-	-	-	-	4	-	-	-	-	-
MGM-13A . . . . .	-	-	-	-	-	13	-	-	-	-	-
HGM-16F . . . . .	-	-	-	-	-	7	-	-	-	-	-
PGM-17A . . . . .	-	-	-	-	-	2	2	-	-	-	-
LGM-25C . . . . .	-	-	-	-	-	2	-	-	-	-	-
AGM-28A . . . . .	-	-	-	-	-	2	-	1	-	-	-
AGM-28B . . . . .	-	-	-	-	-	6	-	-	-	-	-
LGM-30A . . . . .	-	-	-	-	-	28	-	28	-	-	-
LGM-30B . . . . .	-	-	-	-	-	13	-	10	-	-	-
LGM-30F . . . . .	59	55	-	4	-	9	-	-	-	-	4
LGM-30G . . . . .	2	2	-	-	-	1	-	-	-	-	-
<u>DRONES - TOTAL</u> . . . . .	<u>374</u>	<u>372</u>	-	<u>2</u>	-	<u>213</u>	-	<u>28</u>	<u>25</u>	<u>54</u>	<u>1</u>
QF-104A . . . . .	-	-	-	-	-	1	-	-	-	-	-
MQM-13A . . . . .	-	-	-	-	-	1	-	-	-	-	-
BQM-34A . . . . .	320	318	-	2	-	19	-	28	9	54	1
BQM-34D . . . . .	48	48	-	-	-	16	-	-	16	-	-
YQU-22A . . . . .	6	6	-	-	-	-	-	-	-	-	-
SECOND HALF FY 1969 (1 January)											
<u>MISSILE - TOTAL</u> . . . . .	<u>88</u>	<u>62</u>	-	<u>10</u>	<u>10</u>	<u>286</u>	<u>2</u>	<u>211</u>	-	-	<u>13</u>
CIM-10A . . . . .	-	-	-	-	-	13	7	-	-	-	-
CQM-10A . . . . .	8	-	-	-	8	1	-	-	-	-	-
CIM-10B . . . . .	-	-	-	-	-	4	1	-	-	-	-
MGM-13A . . . . .	-	-	-	-	-	10	-	-	-	-	-
CGM-16D . . . . .	-	-	-	-	-	2	-	-	-	-	2
HGM-16F . . . . .	-	-	-	-	-	6	-	1	-	-	3
PGM-17A . . . . .	2	-	-	-	2	1	1	-	-	-	-
LGM-25C . . . . .	-	-	-	-	-	1	-	-	-	-	-
MGM-28A . . . . .	2	-	-	2	-	180	-	180	-	-	-
AGM-28B . . . . .	-	-	-	-	-	5	-	-	-	-	-
LGM-30A . . . . .	1	-	-	1	-	25	-	23	-	-	2
LGM-30B . . . . .	2	-	-	2	-	20	-	7	-	-	1
LGM-30F . . . . .	68	63	-	5	-	15	-	-	-	-	5
LGM-30G . . . . .	5	5	-	-	-	3	-	-	-	-	-
<u>DRONE - TOTAL</u> . . . . .	<u>296</u>	<u>286</u>	<u>10</u>	-	-	<u>534</u>	-	<u>3</u>	<u>85</u>	<u>274</u>	<u>71</u>
BQM-34A . . . . .	243	233	10	-	-	445	-	3	-	271	71
BQM-34D . . . . .	53	53	-	-	-	88	-	-	85	3	-
YQU-22A . . . . .	-	-	-	-	-	1	-	-	-	-	-

Source: Data Applications Division, Data Services Center  
Comptroller of the Air Force.

~~CONFIDENTIAL~~

DOWNGRADED TO:  
UNCLASSIFIED AFTER 1 YEAR

~~CONFIDENTIAL~~

DESIGN, AND SERIES, WORLD-WIDE, SEMIANNUALLY - FY 1969

LOSSES AND/OR TERMINATIONS										MISSION, DESIGN AND SERIES
Beyond Economical Repair										
Flying Accidents	Museum or Schools	Tested to Destruction	Mission		Failure			Combat Mission		
			In-Complete	Complete	Operational	To Retrieve	Of Recovery Capabilities	Flying Accident	Cause Unknown	
1968 through 31 December 1968 )										
-	<u>1</u>	<u>46</u>	<u>1</u>	<u>6</u>	-	-	-	-	-	<u>MISSILE - TOTAL</u>
-	-	12	-	-	-	-	-	-	-	CIM-10A
-	-	4	-	-	-	-	-	-	-	CIM-10B
-	-	13	-	-	-	-	-	-	-	MGM-13A
-	-	4	-	3	-	-	-	-	-	HGM-16F
-	-	-	-	-	-	-	-	-	-	PGM-17A
-	-	1	-	1	-	-	-	-	-	LGM-25C
-	1	-	-	-	-	-	-	-	-	AGM-28A
-	-	5	1	-	-	-	-	-	-	AGM-28B
-	-	-	-	-	-	-	-	-	-	LGM-30A
-	-	3	-	-	-	-	-	-	-	LGM-30B
-	-	3	-	2	-	-	-	-	-	LGM-30F
-	-	1	-	-	-	-	-	-	-	LGM-30G
-	<u>1</u>	<u>51</u>	<u>4</u>	<u>3</u>	<u>1</u>	<u>4</u>	<u>2</u>	-	<u>32</u>	<u>DRONE - TOTAL</u>
-	-	1	-	-	-	-	-	-	-	QF-104A
-	-	1	-	-	-	-	-	-	-	MQM-13A
-	1	49	4	3	1	4	2	-	32	BQM-34A
-	-	-	-	-	-	-	-	-	-	BQM-34D
-	-	-	-	-	-	-	-	-	-	YQU-22A
1969 through 30 June 1969)										
-	-	<u>39</u>	-	<u>14</u>	-	-	-	-	-	<u>MISSILE - TOTAL</u>
-	-	6	-	-	-	-	-	-	-	CIM-10A
-	-	1	-	-	-	-	-	-	-	CQM-10A
-	-	3	-	-	-	-	-	-	-	CIM-10B
-	-	10	-	-	-	-	-	-	-	MGM-13A
-	-	-	-	-	-	-	-	-	-	CGM-16D
-	-	1	-	1	-	-	-	-	-	HGM-16F
-	-	-	-	-	-	-	-	-	-	PGM-17A
-	-	-	-	1	-	-	-	-	-	LGM-25C
-	-	-	-	-	-	-	-	-	-	MGM-28A
-	-	5	-	-	-	-	-	-	-	AGM-28B
-	-	-	-	-	-	-	-	-	-	LGM-30A
-	-	10	-	2	-	-	-	-	-	LGM-30B
-	-	2	-	8	-	-	-	-	-	LGM-30F
-	-	1	-	2	-	-	-	-	-	LGM-30G
<u>2</u>	-	<u>57</u>	<u>3</u>	<u>4</u>	-	<u>3</u>	<u>8</u>	<u>1</u>	<u>23</u>	<u>DRONE - TOTAL</u>
2	-	57	3	4	-	3	8	-	23	BQM-34A
-	-	-	-	-	-	-	-	-	-	BQM-34D
-	-	-	-	-	-	-	-	1	-	YQU-22A

DOWNGRADED TO:  
UNCLASSIFIED AFTER 1 YEAR

~~CONFIDENTIAL~~

~~CONFIDENTIAL~~

(This page is unclassified.)

**MATERIEL (CONTINUED)****PROPULSION UNITS****INTRODUCTION**

Data on production and inventory of aircraft, missile, and drone engines are presented in this section. Engine production data are obtained under the provision of AFR 84-8, dated 7 July 1964, while engine inventory data are obtained under the provisions of AFM 400-1 dated 11 March 1966.

**DEFINITIONS**

ACCEPTANCES - A propulsion unit that has been shop-assembled and fully inspected by authorized USAF or Navy plant representatives, and for which the title, responsibility, and accountability have been assumed by the contracting agency or recipient.

INSTALLED ENGINE - Serviceable or reparable propulsion units that are either physically mounted on aircraft, missile or drone or undergoing organizational maintenance for reinstallation in an aircraft, missile, or drone.

REPARABLE ENGINE - A propulsion unit operationally unsuitable for installation requiring depot overhaul, field maintenance, or Technical Order Compliance or modification (grounding TOC). Also, one used for Unsatisfactory Reported (UR) exhibit, calibration or test, or engineering evaluation.

SERVICEABLE ENGINE - A propulsion unit determined to be operationally suitable for installation, including units requiring or undergoing build-up, organizational maintenance, TOC or modification other than ground TOC, and those ready for use.

UNINSTALLED ENGINE (formerly designated as SPARE) - A propulsion unit available for distribution or installation, with or without controls or built-up accessories which convert it to a power pack.

~~CONFIDENTIAL~~

(This page is unclassified.)

**TABLE 44 - USAF PROPULSION UNIT ACCEPTANCES BY TYPE AND RECIPIENTS - FY 1969**

(Excludes experimental, remanufactured, and mock-up engine production)

TYPE	TOTAL	US AIR FORCE	US NAVY	MILITARY ASSISTANCE PROGRAM
<u>TOTAL</u> . . . . .	<u>3,750</u>	<u>2,783</u>	<u>765</u>	<u>202</u>
<u>TURBO-FAN</u> - TOTAL . . . . .	<u>588</u>	<u>580</u>	<u>8</u>	-
TF30 . . . . .	380	380	-	-
YT/TF39 . . . . .	90	90	-	-
YT/TF41 . . . . .	118	110	8	-
<u>TURBO-JET</u> - TOTAL . . . . .	<u>2,526</u>	<u>2,068</u>	<u>265</u>	<u>193</u>
JT3D . . . . .	6	6	-	-
J/YT69 . . . . .	708	707	1	-
J79 . . . . .	822	679	143	-
J85 . . . . .	990	676	121	193
<u>TURBO-PROP</u> - TOTAL . . . . .	<u>636</u>	<u>135</u>	<u>492</u>	<u>9</u>
T53 . . . . .	9	-	-	9
T56 . . . . .	245	73	172	-
T58 . . . . .	285	33	252	-
T64 . . . . .	97	29	68	-

Source: Data Applications Division, Data Services Center, Comptroller of the Air Force.

DOWNGRADED AT 3 YEAR INTERVALS;  
DECLASSIFIED AFTER 12 YEARS.  
DOD DIR. 5200.10

TABLE 45 - USAF PROPULSION UNIT ACCEPTANCES OF MODELS IN PRODUCTION BY MANUFACTURER, BY MONTH - FY 1969

MANUFACTURER AND TYPE, MODEL, AND SERIES	UTILIZATION	TOTAL ACCEPTED TO DATE	TOTAL ACCEPTED PRIOR TO 1 JUL 68	ACCEPTANCE FOR FY 1969												
				Total	Jul (1968)	Aug	Sep	Oct	Nov	Dec	Jan (1969)	Feb	Mar	Apr	May	Jun
<u>ALL SERVICES - TOTAL</u>				<u>3,750</u>	<u>234</u>	<u>316</u>	<u>286</u>	<u>358</u>	<u>349</u>	<u>337</u>	<u>268</u>	<u>266</u>	<u>387</u>	<u>304</u>	<u>314</u>	<u>331</u>
USAF FOR USAF																
<u>TOTAL . . . . .</u>				<u>2,783</u>	<u>168</u>	<u>228</u>	<u>192</u>	<u>259</u>	<u>273</u>	<u>265</u>	<u>197</u>	<u>204</u>	<u>315</u>	<u>231</u>	<u>227</u>	<u>224</u>
<u>Allison - Total . . . . .</u>				<u>183</u>	<u>2</u>	<u>10</u>	<u>2</u>	<u>4</u>	<u>9</u>	<u>14</u>	<u>14</u>	<u>21</u>	<u>27</u>	<u>24</u>	<u>27</u>	<u>29</u>
YTF/TY41-A-1. . . . .	A-7D	110	-	110	2	1	2	4	9	14	14	21	27	24	27	29
T56-A-7A. . . . .	C-130B/E	359	295	64	-	-	-	-	-	8	4	8	12	8	12	12
T56-A-15. . . . .	C/HC-130H	747	738	9	-	9	-	-	-	-	-	-	-	-	-	-
<u>Boeing - Total. . . . .</u>				<u>6</u>	<u>-</u>	<u>-</u>	<u>-</u>	<u>-</u>	<u>4</u>	<u>-</u>	<u>1</u>	<u>1</u>	<u>(Complete)</u>			
JF-3D-3B. . . . .	N/A	6	-	6	-	-	-	-	4	-	1	1	(Complete)			
<u>Continental A and E - Total</u>				<u>707</u>	<u>75</u>	<u>96</u>	<u>58</u>	<u>104</u>	<u>79</u>	<u>53</u>	<u>16</u>	<u>18</u>	<u>64</u>	<u>40</u>	<u>36</u>	<u>68</u>
J69-T-25. . . . .	T-37A/B/C	1,441	1,232	209	27	44	17	35	31	31	16	8	-	-	-	-
YJ/J69-T-29. . . . .	BQM-34A; MQM-34A	2,950	2,452	498	48	52	41	69	48	22	-	10	64	40	36	68
<u>General Electric - Total. . . . .</u>				<u>1,507</u>	<u>70</u>	<u>119</u>	<u>114</u>	<u>117</u>	<u>149</u>	<u>162</u>	<u>139</u>	<u>131</u>	<u>149</u>	<u>137</u>	<u>129</u>	<u>91</u>
J79-GE-15. . . . .	RF/F-4C/D/E	4,336	4,173	163	2	2	12	14	21	21	21	21	24	21	4	-
J79-GE-17. . . . .	F-4E	1,131	615	516	45	47	42	44	43	48	47	47	51	27	42	33
J85-GE-5/5A. . . . .	T38A; XV-5A	2,669	2,463	206	2	14	24	15	19	16	14	16	24	32	22	8
J85-GE-17/17A. . . . .	A-37B; C-119B; C-123B/H	1,044	574	470	10	45	31	38	55	54	46	46	42	40	36	27
T58-GE-5. . . . .	CH-3C/E; HH-3	339	306	33	8	7	1	2	3	3	-	-	-	3	3	3
T64-GE-7. . . . .	HH-53B; CH-53B	42	13	29	3	4	4	-	-	-	1	1	3	-	4	9
YT/TF-39-GE-1. . . . .	C-5A	118	28	90	-	-	-	4	8	20	10	-	5	14	18	11
<u>Pratt and Whitney - Total. . . . .</u>				<u>380</u>	<u>21</u>	<u>3</u>	<u>18</u>	<u>34</u>	<u>32</u>	<u>36</u>	<u>27</u>	<u>33</u>	<u>75</u>	<u>30</u>	<u>35</u>	<u>36</u>
TF30-P-3. . . . .	F-111C; F-111K	596	293	303	21	3	18	29	29	26	19	19	67	23	27	22
TF30-P-12A. . . . .	FB-111A	43	2	41	-	-	-	5	3	10	8	14	1	<u>(Complete)</u>		
TF30-P-7. . . . .	FB-111A	32	-	32	-	-	-	-	-	-	-	-	7	7	5	13
TF30-P-9. . . . .	F/RF-111D	4	-	4	-	-	-	-	-	-	-	-	-	-	3	1

DOWNGRADED AT 3 YEAR INTERVALS;  
DECLASSIFIED AFTER 12 YEARS.  
DOD DIR. 5200.10



CONFIDENTIAL

USAF FOR MILITARY ASSISTANCE PROGRAM (MAP)																
TOTAL . . . . .				<u>202</u>	<u>14</u>	<u>34</u>	<u>22</u>	<u>25</u>	<u>25</u>	<u>18</u>	<u>8</u>	<u>8</u>	<u>8</u>	<u>8</u>	<u>8</u>	<u>24</u>
General Electric - Total . . . . .	F-5A/B	1,632	1,439	<u>193</u>	<u>14</u>	<u>33</u>	<u>22</u>	<u>25</u>	<u>18</u>	<u>18</u>	<u>8</u>	<u>8</u>	<u>8</u>	<u>8</u>	<u>8</u>	<u>23</u>
J85-GE-13 . . . . .				<u>193</u>	<u>14</u>	<u>33</u>	<u>22</u>	<u>25</u>	<u>19</u>	<u>18</u>	<u>8</u>	<u>8</u>	<u>8</u>	<u>8</u>	<u>8</u>	<u>23</u>
Bell - Total . . . . .	HH-43C/F	13	13	<u>9</u>	-	<u>1</u>	-	-	<u>7</u>	-	-	-	-	-	-	<u>1</u>
T53-L-111A/B . . . . .				<u>-</u>	(Complete)											
T53-L-13 . . . . .	UH-1H	20	11	<u>9</u>	-	<u>1</u>	-	-	<u>7</u>	-	-	-	-	-	-	<u>1</u>
USAF FOR NAVY																
TOTAL . . . . .				<u>765</u>	<u>52</u>	<u>54</u>	<u>72</u>	<u>74</u>	<u>51</u>	<u>54</u>	<u>63</u>	<u>54</u>	<u>64</u>	<u>65</u>	<u>79</u>	<u>83</u>
Allison - Total . . . . .	P-3B/C	798	629	<u>180</u>	<u>9</u>	<u>10</u>	<u>22</u>	<u>26</u>	<u>7</u>	<u>10</u>	<u>14</u>	<u>14</u>	<u>15</u>	<u>15</u>	<u>20</u>	<u>18</u>
T56-A-14 . . . . .				<u>169</u>	<u>8</u>	<u>8</u>	<u>22</u>	<u>26</u>	<u>7</u>	<u>10</u>	<u>14</u>	<u>14</u>	<u>15</u>	<u>15</u>	<u>19</u>	<u>13</u>
T56-A-16 . . . . .	EC-130Q; LC-130	45	42	<u>3</u>	<u>1</u>	<u>2</u>	(Complete)									
TF41-A-2 . . . . .	A-7E	8	-	<u>8</u>	-	-	-	-	-	-	-	-	<u>1</u>	<u>1</u>	<u>1</u>	<u>5</u>
Continental A & E - Total . . . . .	X/BQM-34E	18	17	<u>1</u>	<u>1</u>	(Complete)										
YJ69-T-6 . . . . .				<u>1</u>	<u>1</u>											
General Electric - Total . . . . .	F-4J; RA-5C	1,010	867	<u>584</u>	<u>42</u>	<u>44</u>	<u>50</u>	<u>48</u>	<u>44</u>	<u>44</u>	<u>49</u>	<u>40</u>	<u>49</u>	<u>50</u>	<u>59</u>	<u>65</u>
J79-GE-10 . . . . .				<u>143</u>	<u>27</u>	<u>23</u>	<u>23</u>	<u>12</u>	<u>10</u>	<u>10</u>	<u>-</u>	<u>-</u>	<u>-</u>	<u>10</u>	<u>11</u>	<u>17</u>
J85-GE-4 . . . . .	T-2B	121	-	<u>121</u>	-	-	-	<u>8</u>	<u>8</u>	<u>12</u>	<u>16</u>	<u>15</u>	<u>15</u>	<u>15</u>	<u>11</u>	<u>21</u>
T-58-GE-8B (Coast Guard)	HU-261G; HH-52A	159	147	<u>12</u>	<u>1</u>	<u>3</u>	<u>3</u>	<u>3</u>	<u>2</u>	(Complete)						
Y1/T58-GE-10 . . . . .	CH-46D; SH-3D	1,180	940	<u>240</u>	<u>14</u>	<u>18</u>	<u>24</u>	<u>25</u>	<u>15</u>	<u>18</u>	<u>26</u>	<u>20</u>	<u>23</u>	<u>17</u>	<u>26</u>	<u>14</u>
T64-GE-401 . . . . .	CH-53C	68	-	<u>68</u>	-	-	-	-	<u>9</u>	<u>4</u>	<u>7</u>	<u>5</u>	<u>11</u>	<u>8</u>	<u>11</u>	<u>13</u>

Source: Data Applications Division, Data Services Center, Comptroller of the Air Force.

DOWNGRADED AT 3 YEAR INTERVALS;  
 DECLASSIFIED AFTER 12 YEARS.  
 DOD DIR. 5200.10

CONFIDENTIAL

**CONFIDENTIAL**

(This page is unclassified.)

TABLE 46 - USAF PROPULSION UNITS BY ACCOUNT, BY MAJOR TYPE, BY STATUS, WORLD-WIDE,  
30 JUNE 1969

ACCOUNT AND MAJOR TYPE	TOTAL	INSTALLED TOTAL	UNINSTALLED		
			Total	Serviceable	Reparable
<u>TOTAL</u> . . . . .	<u>58,763</u>	<u>39,070</u>	<u>19,693</u>	<u>7,773</u>	<u>11,920</u>
JET - TOTAL . . . . .	34,861	25,255	9,606	3,923	5,683
RAM JET - TOTAL . . . . .	513	441	72	64	8
TURBO-PROP - TOTAL . . . . .	5,419	3,601	1,818	793	1,025
LIQUID ROCKET - TOTAL . . . . .	791	430	361	198	163
RECIPROCATING - TOTAL . . . . .	17,179	9,343	7,836	2,795	5,041
<u>US AIR FORCE - TOTAL</u> . . . . .	<u>50,072</u>	<u>33,488</u>	<u>16,584</u>	<u>5,787</u>	<u>10,797</u>
Jet . . . . .	30,865	22,973	7,892	2,855	5,037
Ram Jet . . . . .	511	441	70	62	8
Turbo-Prop . . . . .	4,875	3,266	1,609	644	965
Liquid Rocket . . . . .	580	368	212	57	155
Reciprocating . . . . .	13,241	6,440	6,801	2,169	4,632
<u>BAILMENT - TOTAL</u> . . . . .	<u>261</u>	<u>130</u>	<u>131</u>	<u>89</u>	<u>42</u>
Jet . . . . .	226	118	108	68	40
Turbo-Prop . . . . .	10	8	2	-	2
Reciprocating . . . . .	25	4	21	21	-
<u>US ARMY - TOTAL</u> . . . . .	<u>2</u>	<u>-</u>	<u>2</u>	<u>2</u>	<u>-</u>
Reciprocating . . . . .	2	-	2	2	-
<u>GOVERNMENT FURNISHED PROPERTY - TOTAL</u> . . . . .	<u>1,321</u>	<u>985</u>	<u>336</u>	<u>244</u>	<u>92</u>
Jet . . . . .	656	403	253	186	67
Turbo-Prop . . . . .	328	287	41	27	14
Liquid Rocket . . . . .	14	3	11	6	5
Reciprocating . . . . .	323	292	31	25	6
<u>MILITARY ASSISTANCE PROGRAM - TOTAL</u> . . . . .	<u>400</u>	<u>148</u>	<u>252</u>	<u>65</u>	<u>187</u>
Jet . . . . .	180	105	75	25	50
Turbo-Prop . . . . .	7	1	6	3	3
Reciprocating . . . . .	213	42	171	37	134
<u>GOVERNMENT FURNISHED AIRCRAFT EQUIPMENT - TOTAL</u> . . . . .	<u>1,163</u>	<u>346</u>	<u>817</u>	<u>792</u>	<u>25</u>
Jet . . . . .	851	280	571	548	23
Turbo-Prop . . . . .	116	1	115	114	1
Liquid Rocket . . . . .	179	48	131	130	1
Reciprocating . . . . .	17	17	-	-	-
<u>AIR NATIONAL GUARD BUREAU - TOTAL</u> . . . . .	<u>3,619</u>	<u>2,692</u>	<u>927</u>	<u>504</u>	<u>423</u>
Jet . . . . .	1,787	1,286	501	186	315
Reciprocating . . . . .	1,832	1,406	426	318	108
<u>AIR FORCE RESERVE - TOTAL</u> . . . . .	<u>1,298</u>	<u>1,042</u>	<u>256</u>	<u>204</u>	<u>52</u>
Jet . . . . .	1	-	1	1	-
Turbo-Prop . . . . .	35	30	5	2	3
Reciprocating . . . . .	1,262	1,012	250	201	49
<u>GROUND TRAINING - TOTAL</u> . . . . .	<u>340</u>	<u>132</u>	<u>208</u>	<u>8</u>	<u>200</u>
Jet . . . . .	182	70	112	6	106
Turbo-Prop . . . . .	43	8	35	-	35
Liquid Rocket . . . . .	4	2	2	-	2
Reciprocating . . . . .	111	52	59	2	57
<u>US NAVY - TOTAL</u> . . . . .	<u>11</u>	<u>2</u>	<u>2</u>	<u>6</u>	<u>3</u>
Jet . . . . .	5	2	3	3	-
Ram Jet . . . . .	2	-	2	2	-
Reciprocating . . . . .	4	-	4	1	3

**CONFIDENTIAL**

TABLE 46 - USAF PROPULSION UNITS BY ACCOUNT, BY MAJOR TYPE, BY STATUS, WORLD-WIDE,  
30 JUNE 1969 (CONTINUED)

ACCOUNT AND MAJOR TYPE	TOTAL	INSTALLED TOTAL	UNINSTALLED		
			Total	Serviceable	Reparable
<u>RESEARCH AND DEVELOPMENT - TOTAL</u> . . . . .	<u>83</u>	<u>1</u>	<u>82</u>	<u>42</u>	<u>40</u>
Jet. . . . .	75	1	74	36	38
Turbo-Prop . . . . .	5	-	5	3	2
Reciprocating. . . . .	3	-	3	3	-
<u>ON LOAN - TOTAL</u> . . . . .	<u>30</u>	<u>15</u>	<u>15</u>	<u>10</u>	<u>5</u>
Jet. . . . .	21	9	12	7	5
Reciprocating. . . . .	9	6	3	3	-
<u>FEDERAL AVIATION AGENCY - TOTAL</u> . . . . .	<u>8</u>	<u>8</u>	-	-	-
Jet. . . . .	8	8	-	-	-
<u>AERO CLUB - TOTAL</u> . . . . .	<u>126</u>	<u>68</u>	<u>58</u>	<u>7</u>	<u>51</u>
Reciprocating. . . . .	126	68	58	7	51
<u>OTHER - TOTAL</u> . . . . .	<u>29</u>	<u>13</u>	<u>16</u>	<u>13</u>	<u>3</u>
Jet. . . . .	4	-	4	2	2
Liquid Rocket. . . . .	14	9	5	5	-
Reciprocating. . . . .	11	4	7	6	1

Source: Data Applications Division, Data Services Center, Comptroller of the Air Force

UNCLASSIFIED

TABLE 47 - USAF PROPULSION UNITS BY MAJOR TYPE, BY MODEL, BY STATUS, WORLD-WIDE, 30 JUNE 1969

MAJOR TYPE AND MODEL	TOTAL	INSTALLED TOTAL	UNINSTALLED		
			Total	Serviceable	Reparable
<u>TOTAL</u> . . . . .	<u>58,763</u>	<u>39,070</u>	<u>19,693</u>	<u>7,773</u>	<u>11,920</u>
<u>JET - TOTAL</u> . . . . .	<u>34,861</u>	<u>25,255</u>	<u>9,606</u>	<u>3,923</u>	<u>5,683</u>
JT3 . . . . .	28	12	16	12	4
JT6 . . . . .	2	2	-	-	-
J33 . . . . .	1,693	1,065	628	217	411
J35 . . . . .	146	108	38	9	29
J44 . . . . .	26	16	10	4	6
J47 . . . . .	2,527	1,651	876	108	768
J52 . . . . .	628	487	141	51	90
J57 . . . . .	12,015	9,292	2,723	1,021	1,702
J60 . . . . .	533	379	154	75	79
J65 . . . . .	1,119	620	499	165	334
J69 . . . . .	2,293	1,693	600	403	197
J71 . . . . .	353	205	148	8	140
J73 . . . . .	142	63	79	24	55
J75 . . . . .	823	510	313	113	200
J79 . . . . .	5,054	3,835	1,219	641	578
J85 . . . . .	3,946	2,872	1,074	524	550
J93 . . . . .	17	-	17	15	2
TF30 . . . . .	684	300	384	202	182
TF33 . . . . .	2,685	2,116	569	228	341
TF39 . . . . .	51	18	33	27	6
TF41 . . . . .	96	11	85	76	9
<u>RAM JET - TOTAL</u> . . . . .	<u>513</u>	<u>441</u>	<u>72</u>	<u>64</u>	<u>8</u>
RJ43 . . . . .	513	441	72	64	8
<u>TURBO-PROP - TOTAL</u> . . . . .	<u>5,419</u>	<u>3,601</u>	<u>1,818</u>	<u>793</u>	<u>1,025</u>
T34 . . . . .	316	167	149	54	95
T53 . . . . .	260	148	112	40	72
T55 . . . . .	4	-	4	-	4
T56 . . . . .	3,819	2,662	1,157	524	633
T58 . . . . .	560	314	246	107	139
T64 . . . . .	71	31	40	27	13
T76 . . . . .	378	271	107	39	68
T501 . . . . .	11	8	3	2	1
<u>LIQUID ROCKET - TOTAL</u> . . . . .	<u>791</u>	<u>430</u>	<u>361</u>	<u>198</u>	<u>163</u>
J10 . . . . .	16	2	14	12	2
LR79 . . . . .	65	49	16	6	10
LR87 . . . . .	84	67	17	10	7
LR89 . . . . .	241	118	123	54	69
LR91 . . . . .	101	69	32	23	9
LR101 . . . . .	159	72	87	62	25
LR105 . . . . .	125	53	72	31	41
<u>RECIPROCATING - TOTAL</u> . . . . .	<u>17,179</u>	<u>9,343</u>	<u>7,836</u>	<u>2,795</u>	<u>5,041</u>
0290 . . . . .	4	4	-	-	-
0360 . . . . .	583	389	194	134	60
0435 . . . . .	2	-	2	2	-
0470 . . . . .	1,128	576	552	177	375
0480 . . . . .	119	79	40	23	17
0520 . . . . .	3	-	3	1	2
R985 . . . . .	139	17	122	22	100
R1300 . . . . .	474	132	342	40	302
R1340 . . . . .	2	1	1	1	-
R1820 . . . . .	728	283	445	99	346
R1830 . . . . .	1,876	954	922	315	607
R2000 . . . . .	1,771	972	799	289	510
R2800 . . . . .	2,538	1,640	898	417	481
R3350 . . . . .	2,368	1,411	957	346	611
R4360 . . . . .	5,444	2,885	2,559	929	1,630

Source: Data Applications Division, Data Services Center, Comptroller of the Air Force

UNCLASSIFIED

TABLE 48 - USAF PROPULSION UNITS BY ACCOUNT, BY TYPE, BY STATUS, WORLD-WIDE -  
30 JUNE 1969

ACCOUNT AND TYPE	TOTAL	INSTALLED TOTAL	UNINSTALLED		
			Total	Serviceable	Reparable
<u>PROPULSION UNITS - TOTAL</u> . . . . .	<u>58,763</u>	<u>32,070</u>	<u>19,693</u>	<u>7,773</u>	<u>11,920</u>
<u>US AIR FORCE - TOTAL</u> . . . . .	<u>50,072</u>	<u>33,488</u>	<u>16,584</u>	<u>5,787</u>	<u>10,797</u>
<u>Jet - Total</u> . . . . .	<u>30,865</u>	<u>22,973</u>	<u>7,892</u>	<u>2,855</u>	<u>5,037</u>
JT3 . . . . .	28	12	16	12	4
J33 . . . . .	1,393	925	468	173	295
J35 . . . . .	88	61	27	5	22
J47 . . . . .	2,244	1,495	749	68	681
J52 . . . . .	572	471	101	23	78
J57 . . . . .	10,979	8,546	2,433	925	1,508
J60 . . . . .	489	345	144	67	77
J65 . . . . .	540	204	336	65	271
J69 . . . . .	2,055	1,669	386	200	186
J71 . . . . .	299	156	143	7	136
J73 . . . . .	73	17	56	5	51
J75 . . . . .	734	487	297	111	186
J79 . . . . .	4,723	3,630	1,093	573	514
J85 . . . . .	3,962	2,732	830	304	526
J93 . . . . .	2	-	2	-	2
TF30 . . . . .	428	200	228	71	157
TF33 . . . . .	2,571	2,021	550	217	333
TF39 . . . . .	5	-	5	2	3
TF41 . . . . .	23	-	23	21	7
PT6 . . . . .	2	2	-	-	-
<u>Ram Jet - Total</u> . . . . .	<u>511</u>	<u>441</u>	<u>70</u>	<u>62</u>	<u>8</u>
RJ43 . . . . .	511	441	70	62	8
<u>Turbo-Prop - Total</u> . . . . .	<u>4,375</u>	<u>3,266</u>	<u>1,603</u>	<u>644</u>	<u>965</u>
T34 . . . . .	284	143	141	50	91
T53 . . . . .	239	143	96	34	62
T55 . . . . .	2	-	2	-	2
T56 . . . . .	3,363	2,363	1,000	400	600
T58 . . . . .	548	310	238	107	131
T64 . . . . .	56	29	27	15	12
T76 . . . . .	372	270	102	36	66
T501 . . . . .	11	8	3	2	1
<u>Liquid Rocket - Total</u> . . . . .	<u>280</u>	<u>263</u>	<u>212</u>	<u>57</u>	<u>155</u>
J10 . . . . .	12	-	12	10	2
LR79 . . . . .	40	31	9	-	9
LR87 . . . . .	70	62	8	2	6
LR89 . . . . .	205	118	87	13	69
LR91 . . . . .	87	64	23	16	7
LR101 . . . . .	64	40	24	3	21
LR105 . . . . .	102	53	49	8	41
<u>Reciprocating - Total</u> . . . . .	<u>13,241</u>	<u>6,440</u>	<u>6,801</u>	<u>2,169</u>	<u>4,632</u>
O360 . . . . .	559	368	191	132	59
O435 . . . . .	2	-	2	2	-
O470 . . . . .	803	377	431	143	288
O480 . . . . .	91	56	35	19	16
O520 . . . . .	1	-	1	1	-
R985 . . . . .	135	16	119	22	97
R1300 . . . . .	434	115	319	33	281
R1340 . . . . .	2	1	1	1	-
R1820 . . . . .	559	177	382	68	314
R1830 . . . . .	1,739	865	874	291	583
R2000 . . . . .	1,504	774	730	249	490
R2800 . . . . .	2,412	1,564	848	496	442
R3350 . . . . .	1,554	732	822	253	569
R4360 . . . . .	3,441	1,395	2,046	553	1,493

UNCLASSIFIED

TABLE 48 - USAF PROPULSION UNITS BY ACCOUNT, BY TYPE, BY STATUS, WORLD-WIDE -  
30 JUNE 1969 (CONTINUED)

ACCOUNT AND TYPE	TOTAL	INSTALLED TOTAL	UNINSTALLED		
			Total	Serviceable	Reparable
<u>BAILMENT - TOTAL</u> . . . . .	<u>261</u>	<u>130</u>	<u>131</u>	<u>89</u>	<u>42</u>
<u>Jet - Total</u> . . . . .	<u>226</u>	<u>118</u>	<u>108</u>	<u>68</u>	<u>40</u>
J33 . . . . .	22	4	18	18	-
J47 . . . . .	68	14	54	23	31
J57 . . . . .	30	27	3	3	-
J65 . . . . .	5	4	1	1	-
J69 . . . . .	2	1	1	-	1
J71 . . . . .	7	6	1	-	1
J73 . . . . .	3	1	2	2	-
J75 . . . . .	3	3	-	-	-
J79 . . . . .	5	2	3	-	3
J85 . . . . .	23	13	10	9	1
J93 . . . . .	2	-	2	2	-
TF33 . . . . .	33	32	1	-	1
TF39 . . . . .	1	-	1	1	-
TF41 . . . . .	22	11	11	9	2
<u>Turbo-Prop - Total</u> . . . . .	<u>10</u>	<u>8</u>	<u>2</u>	-	<u>2</u>
T34 . . . . .	6	4	2	-	2
T58 . . . . .	2	2	-	-	-
T64 . . . . .	2	2	-	-	-
<u>Reciprocating - Total</u> . . . . .	<u>25</u>	<u>4</u>	<u>21</u>	<u>21</u>	-
O470 . . . . .	2	1	1	1	-
R985 . . . . .	1	1	-	-	-
R1890 . . . . .	5	2	3	3	-
R4360 . . . . .	17	-	17	17	-
<u>US ARMY - TOTAL</u> . . . . .	<u>2</u>	-	<u>2</u>	<u>2</u>	-
<u>Reciprocating - Total</u> . . . . .	<u>2</u>	-	<u>2</u>	<u>2</u>	-
O470 . . . . .	2	-	2	2	-
<u>GOVERNMENT FURNISHED PROPERTY - TOTAL</u> . . . . .	<u>1,321</u>	<u>985</u>	<u>336</u>	<u>244</u>	<u>92</u>
<u>Jet - Total</u> . . . . .	<u>656</u>	<u>403</u>	<u>253</u>	<u>186</u>	<u>67</u>
J33 . . . . .	3	2	1	-	1
J47 . . . . .	23	19	4	4	-
J52 . . . . .	51	12	39	28	11
J57 . . . . .	240	174	66	32	34
J60 . . . . .	44	34	10	8	2
J65 . . . . .	24	1	23	23	-
J69 . . . . .	4	-	4	4	-
J71 . . . . .	45	41	4	1	3
J75 . . . . .	2	1	1	-	1
J79 . . . . .	24	24	-	-	-
J85 . . . . .	25	5	20	19	1
J93 . . . . .	9	-	9	9	-
TF30 . . . . .	51	27	24	10	14
TF33 . . . . .	68	63	5	5	-
TF39 . . . . .	1	-	1	1	-
TF41 . . . . .	42	-	42	42	-
<u>Turbo-Prop - Total</u> . . . . .	<u>328</u>	<u>287</u>	<u>41</u>	<u>27</u>	<u>14</u>
T34 . . . . .	24	20	4	4	-
T53 . . . . .	4	1	3	3	-
T56 . . . . .	300	266	34	20	14
<u>Liquid Rocket - Total</u> . . . . .	<u>14</u>	<u>3</u>	<u>11</u>	<u>6</u>	<u>2</u>
LR79 . . . . .	2	1	1	-	1
LR87 . . . . .	6	2	4	-	4
LR91 . . . . .	3	-	3	3	-
LR101 . . . . .	3	-	3	3	-

UNCLASSIFIED

TABLE 48 -- USAF PROPULSION UNITS BY ACCOUNT, BY TYPE, BY STATUS, WORLD-WIDE --  
30 JUNE 1969 (CONTINUED)

ACCOUNT AND TYPE	TOTAL	INSTALLED TOTAL	UNINSTALLED		
			Total	Serviceable	Reparable
<u>GOVERNMENT FURNISHED PROPERTY - (Continued)</u>					
<u>Reciprocating - Total</u> . . . . .	<u>323</u>	<u>292</u>	<u>31</u>	<u>25</u>	<u>6</u>
O470 . . . . .	4	2	2	2	-
R1820 . . . . .	10	8	2	2	-
R1830 . . . . .	39	34	5	4	1
R2800 . . . . .	46	45	1	1	-
R3350 . . . . .	88	83	5	4	1
R4360 . . . . .	136	120	16	12	4
<u>MILITARY ASSISTANCE PROGRAM (MAP) - TOTAL</u> . . . . .	<u>400</u>	<u>148</u>	<u>252</u>	<u>65</u>	<u>187</u>
<u>Jet - Total</u> . . . . .	<u>180</u>	<u>105</u>	<u>75</u>	<u>25</u>	<u>50</u>
J33 . . . . .	4	-	4	-	4
J47 . . . . .	4	4	-	-	-
J57 . . . . .	8	-	8	-	8
J69 . . . . .	3	2	1	-	1
J79 . . . . .	153	99	54	24	30
J85 . . . . .	8	-	8	1	7
<u>Turbo-Prop - Total</u> . . . . .	<u>7</u>	<u>1</u>	<u>6</u>	<u>3</u>	<u>3</u>
T53 . . . . .	7	1	6	3	3
<u>Reciprocating - Total</u> . . . . .	<u>213</u>	<u>42</u>	<u>171</u>	<u>37</u>	<u>134</u>
R985 . . . . .	3	-	3	-	3
R1300 . . . . .	14	-	14	2	12
R1820 . . . . .	64	26	38	12	26
R1830 . . . . .	21	3	18	4	14
R2000 . . . . .	13	5	8	1	7
R2800 . . . . .	28	-	28	1	27
R3350 . . . . .	22	4	18	8	10
O360 . . . . .	4	4	-	-	-
O470 . . . . .	43	-	43	9	34
O520 . . . . .	1	-	1	-	1
<u>GOVERNMENT FURNISHED AIRCRAFT EQUIPMENT - TOTAL</u> . . . . .	<u>1,163</u>	<u>346</u>	<u>817</u>	<u>792</u>	<u>25</u>
<u>Jet - Total</u> . . . . .	<u>851</u>	<u>280</u>	<u>571</u>	<u>548</u>	<u>23</u>
J57 . . . . .	1	-	1	1	-
J69 . . . . .	203	10	193	190	3
J79 . . . . .	103	63	40	34	6
J85 . . . . .	311	122	189	182	7
TF30 . . . . .	192	68	124	117	7
TF33 . . . . .	1	-	1	1	-
TF39 . . . . .	40	17	23	23	-
<u>Turbo-Prop - Total</u> . . . . .	<u>116</u>	<u>1</u>	<u>115</u>	<u>114</u>	<u>1</u>
T56 . . . . .	100	-	100	100	-
T64 . . . . .	12	-	12	11	1
T76 . . . . .	4	1	3	3	-
<u>Liquid Rocket - Total</u> . . . . .	<u>179</u>	<u>48</u>	<u>131</u>	<u>130</u>	<u>1</u>
J10 . . . . .	4	2	2	2	-
LR79 . . . . .	19	14	5	5	-
LR87 . . . . .	9	4	5	5	-
LR89 . . . . .	36	-	36	36	-
LR91 . . . . .	9	4	5	4	1
LR101 . . . . .	79	24	55	55	-
LR105 . . . . .	23	-	23	23	-
<u>Reciprocating - Total</u> . . . . .	<u>17</u>	<u>17</u>	<u>-</u>	<u>-</u>	<u>-</u>
O360 . . . . .	17	17	-	-	-

UNCLASSIFIED

TABLE 48 - USAF PROPULSION UNITS BY ACCOUNT, BY TYPE, BY STATUS, WORLD-WIDE -  
30 JUNE 1969 (CONTINUED)

ACCOUNT AND TYPE	TOTAL	INSTALLED TOTAL	UNINSTALLED		
			Total	Serviceable	Reparable
<u>AIR NATIONAL GUARD BUREAU - TOTAL</u> . . . . .	<u>2,619</u>	<u>2,692</u>	<u>927</u>	<u>504</u>	<u>423</u>
<u>Jet - Total</u> . . . . .	<u>1,787</u>	<u>1,286</u>	<u>501</u>	<u>186</u>	<u>315</u>
J33 . . . . .	250	129	121	24	97
J35 . . . . .	58	47	11	4	7
J44 . . . . .	26	16	10	4	6
J47 . . . . .	163	108	55	11	44
J57 . . . . .	623	494	129	47	82
J65 . . . . .	548	411	137	75	62
J73 . . . . .	66	45	21	17	4
J75 . . . . .	30	19	11	2	9
J79 . . . . .	23	17	6	2	4
<u>Reciprocating - Total</u> . . . . .	<u>1,832</u>	<u>1,406</u>	<u>426</u>	<u>318</u>	<u>108</u>
R1820 . . . . .	45	36	9	8	1
R1830 . . . . .	49	38	11	9	2
R2000 . . . . .	243	187	56	46	10
R2800 . . . . .	33	24	9	8	1
R3350 . . . . .	254	203	51	41	10
R4360 . . . . .	1,075	801	274	191	83
O480 . . . . .	28	23	5	4	1
O470 . . . . .	105	94	11	11	-
<u>AIR FORCE RESERVE - TOTAL</u> . . . . .	<u>1,298</u>	<u>1,042</u>	<u>256</u>	<u>204</u>	<u>52</u>
<u>Jet - Total</u> . . . . .	<u>1</u>	<u>-</u>	<u>1</u>	<u>1</u>	<u>-</u>
J79 . . . . .	1	-	1	1	-
<u>Reciprocating - Total</u> . . . . .	<u>1,262</u>	<u>1,012</u>	<u>250</u>	<u>201</u>	<u>49</u>
R1820 . . . . .	40	30	10	6	4
R1830 . . . . .	15	10	5	4	1
R2000 . . . . .	1	1	-	-	-
R2800 . . . . .	3	2	1	1	-
R3350 . . . . .	447	389	53	33	19
R4360 . . . . .	715	544	171	148	23
O470 . . . . .	41	36	5	3	2
<u>Turbo-Prop - Total</u> . . . . .	<u>35</u>	<u>30</u>	<u>5</u>	<u>2</u>	<u>3</u>
T53 . . . . .	1	1	-	-	-
T56 . . . . .	34	29	5	2	3
<u>GROUND TRAINING - TOTAL</u> . . . . .	<u>340</u>	<u>132</u>	<u>208</u>	<u>8</u>	<u>200</u>
<u>Jet - Total</u> . . . . .	<u>182</u>	<u>70</u>	<u>112</u>	<u>6</u>	<u>106</u>
J33 . . . . .	19	4	15	1	14
J47 . . . . .	10	2	8	-	3
J52 . . . . .	5	4	1	-	1
J57 . . . . .	90	43	47	4	43
J65 . . . . .	1	-	1	-	1
J69 . . . . .	12	10	2	-	2
J71 . . . . .	2	2	-	-	-
J75 . . . . .	3	-	3	-	3
J79 . . . . .	15	-	15	-	15
J85 . . . . .	9	-	9	1	8
TF30 . . . . .	8	5	3	-	3
TF33 . . . . .	5	-	5	-	5
TF39 . . . . .	3	-	3	-	3
<u>Turbo-Prop - Total</u> . . . . .	<u>43</u>	<u>3</u>	<u>35</u>	<u>-</u>	<u>35</u>
T34 . . . . .	2	-	2	-	2
T53 . . . . .	9	2	7	-	7
T56 . . . . .	20	4	16	-	16
T58 . . . . .	10	2	8	-	8
T76 . . . . .	2	-	2	-	2

UNCLASSIFIED



TABLE 48 - USAF PROPULSION UNITS BY ACCOUNT, BY TYPE, BY STATUS, WORLD-WIDE -  
30 JUNE 1969 (CONTINUED)

ACCOUNT AND TYPE	TOTAL	INSTALLED TOTAL	UNINSTALLED		
			Total	Serviceable	Repairable
<u>GROUND TRAINING (Continued)</u>					
<u>Liquid Rocket - Total</u> . . . . .	4	2	2	-	2
LR87 . . . . .	2	1	1	-	1
LR91 . . . . .	2	1	1	-	1
<u>Reciprocating - Total</u> . . . . .	111	52	49	2	47
O360 . . . . .	3	-	3	2	1
R1300 . . . . .	26	17	9	-	9
R1820 . . . . .	1	-	1	-	1
R1830 . . . . .	7	2	5	-	5
R2000 . . . . .	7	4	3	-	3
R2400 . . . . .	13	4	9	-	9
R3350 . . . . .	2	-	2	-	2
R4360 . . . . .	2	2	2	-	2
<u>US NAVY - TOTAL</u> . . . . .	11	2	9	6	3
<u>Jet - Total</u> . . . . .	4	2	2	2	-
J33 . . . . .	1	1	-	-	-
J69 . . . . .	1	1	-	-	-
TF41 . . . . .	3	-	3	3	-
<u>Reciprocating - Total</u> . . . . .	4	-	4	1	3
R1830 . . . . .	1	-	1	-	1
R2400 . . . . .	1	-	1	1	-
R3350 . . . . .	1	-	1	-	1
O320 . . . . .	1	-	1	-	-
<u>Ram Jet - Total</u> . . . . .	2	-	2	2	-
RJ43 . . . . .	2	-	2	2	-
<u>RESEARCH AND DEVELOPMENT - TOTAL</u> . . . . .	83	1	82	42	40
<u>Jet - Total</u> . . . . .	75	1	74	36	38
J33 . . . . .	1	-	1	1	-
J57 . . . . .	36	-	36	9	27
J69 . . . . .	3	-	3	7	1
J75 . . . . .	1	-	1	-	1
J79 . . . . .	7	-	7	1	6
J85 . . . . .	3	-	3	3	-
TF30 . . . . .	5	-	5	4	1
TF33 . . . . .	7	-	7	5	2
TF39 . . . . .	1	1	-	-	-
TF41 . . . . .	1	-	1	1	-
<u>Turbo-Prop - Total</u> . . . . .	5	-	5	2	2
T55 . . . . .	2	-	2	-	2
T56 . . . . .	2	-	2	2	-
T64 . . . . .	1	-	1	1	-
<u>Reciprocating - Total</u> . . . . .	3	-	3	3	-
R4360 . . . . .	3	-	3	3	-
<u>ON LOAN TOTAL</u> . . . . .	20	15	15	10	5
<u>Jet - Total</u> . . . . .	21	9	12	7	5
J47 . . . . .	15	9	6	2	4
J65 . . . . .	1	-	1	1	-
J69 . . . . .	1	-	1	-	1
J93 . . . . .	4	-	4	4	-

UNCLASSIFIED

TABLE 48 - USAF PROPULSION UNITS BY ACCOUNT, BY TYPE, BY STATUS, WORLD-WIDE -  
30 JUNE 1969 (CONTINUED)

ACCOUNT AND TYPE	TOTAL	INSTALLED TOTAL	UNINSTALLED		
			Total	Serviceable	Reparable
<u>ON LOAN (Continued)</u>					
<u>Reciprocating - Total</u> . . . . .	<u>9</u>	<u>6</u>	<u>3</u>	<u>3</u>	-
1820 . . . . .	7	4	3	3	-
0470 . . . . .	2	2	-	-	-
<u>AERO CLUB - TOTAL</u> . . . . .	<u>126</u>	<u>68</u>	<u>58</u>	<u>7</u>	<u>51</u>
<u>Reciprocating - Total</u> . . . . .	<u>126</u>	<u>68</u>	<u>58</u>	<u>7</u>	<u>51</u>
0290 . . . . .	4	4	-	-	-
0470 . . . . .	121	64	57	6	51
R755 . . . . .	1	-	1	1	-
<u>FEDERAL AVIATION AGENCY - TOTAL</u> . . . . .	<u>8</u>	<u>8</u>	-	-	-
<u>Jet - Total</u> . . . . .	<u>8</u>	<u>8</u>	-	-	-
J57 . . . . .	8	8	-	-	-
<u>OTHER - TOTAL</u> . . . . .	<u>29</u>	<u>13</u>	<u>16</u>	<u>13</u>	<u>3</u>
<u>Liquid Rocket - Total</u> . . . . .	<u>14</u>	<u>9</u>	<u>5</u>	<u>5</u>	-
LR79 . . . . .	4	3	1	1	-
LR101 . . . . .	10	6	4	4	-
<u>Jet - Total</u> . . . . .	<u>4</u>	-	<u>4</u>	<u>2</u>	<u>2</u>
J69 . . . . .	4	-	4	2	2
<u>Reciprocating - Total</u> . . . . .	<u>11</u>	<u>4</u>	<u>7</u>	<u>6</u>	<u>1</u>
R1820 . . . . .	2	2	-	-	-
R2000 . . . . .	3	1	2	2	-
R2800 . . . . .	2	1	1	-	1
R4360 . . . . .	4	-	4	4	-

Source: Data Applications Division, Data Services Center, Comptroller of the Air Force

UNCLASSIFIED

## **VEHICLES**

### **INTRODUCTION**

The tables included in this section provide summary data on the status of the USAF World-wide Vehicle Inventory. Air Force Supply Manual 67-1, Vol VII, Part one dated, 7 March 1962, with changes and Air Force Manual 171-14, dated, 1 September 1960, Volume II, with changes, constitute the basic authority for the system.

Due to changes in the Air Staff needs, the detailed vehicle inventory data are available on an annual basis (30 June).

### **DEFINITIONS**

IN STORAGE - Motor vehicles not in use which are being held at depots, stations, and bases for reserve or to fill requisitions made through regular supply channels and procedures.

NOT READY FOR ISSUE - Motor vehicles which cannot be issued for use because of their unserviceability.

SPECIAL DESIGN VEHICLES - Motor vehicles designed for special purpose use, e. g., fire engines, rotary snow plows, and other vehicles with mounted equipment which are used for purpose other than to provide transportation service for personnel, supplies or equipment.

TRANSPORT DESIGN VEHICLES - General purpose motor vehicles designed to provide transportation service, i. e., transportation of personnel or cargo.

UNCLASSIFIED

TABLE 49 - USAF VEHICLES BY DESIGN AND APPLICATION, IN USE AND IN STORAGE, WORLD-WIDE -  
30 JUN 1969

DESIGN AND APPLICATION	TOTAL	IN USE	IN STORAGE		
			Total	Ready For Issue	Not Ready For Issue
<u>TOTAL</u> . . . . .	<u>91,788</u>	<u>88,962</u>	<u>2,826</u>	<u>2,303</u>	<u>523</u>
<u>COMMERCIAL DESIGN - TOTAL</u> . . . . .	<u>69,532</u>	<u>67,542</u>	<u>1990</u>	<u>1735</u>	<u>255</u>
<u>General Purpose - Total</u> . . . . .	<u>62,517</u>	<u>60,797</u>	<u>1720</u>	<u>1526</u>	<u>194</u>
Sedans . . . . .	5,594	5,568	26	13	13
Bus, Body on Chassis, 1 Through 37 Passenger . . . . .	2,830	2,796	34	23	11
Bus, Body on Chassis, 38 Passenger and Over . . . . .	522	519	3	3	-
Bus, Integral . . . . .	221	221	-	-	-
Station Wagon . . . . .	2,824	2,816	8	3	5
Ambulance, Light . . . . .	784	681	103	101	2
Ambulance, Metropolitan . . . . .	611	606	5	3	2
Truck, 1/2 Ton Pickup . . . . .	15,397	15,185	212	198	14
Truck, Carryall . . . . .	1,192	1,178	14	12	2
Trucks, Sedan . . . . .	679	669	10	2	8
Trucks, Other 1/4 Ton Through 3/4 Ton . . . . .	5,184	5,071	113	88	25
Trucks, 1 Ton Through 1 1/2 . . . . .	15,293	14,953	340	300	40
Trucks, 2 Tons Through 2 1/2 . . . . .	2,912	2,748	164	122	42
Trucks, 5 Tons Through 10 Tons . . . . .	3,648	3,291	357	345	12
Trucks, 11 Tons and Over . . . . .	2,134	1,980	154	138	16
Semi-Trailer . . . . .	2,226	2,106	120	119	1
Trailer all types except Bus . . . . .	226	189	37	37	-
Other . . . . .	240	220	20	19	1
<u>Special Purpose - Total</u> . . . . .	<u>7,015</u>	<u>6,745</u>	<u>270</u>	<u>209</u>	<u>61</u>
Truck, Wrecker . . . . .	185	184	1	-	1
Truck, Refuse . . . . .	547	539	8	-	8
Truck, Powerline and Telephone Maintenance . . . . .	1,189	1,189	-	-	-
Truck, Fuel . . . . .	584	563	21	8	13
Truck, Other . . . . .	647	622	25	25	-
Semi-Trailer . . . . .	157	108	49	49	-
Trailer, Other . . . . .	987	880	107	106	1
Snow Plow . . . . .	1,263	1,230	33	7	26
Sweeper . . . . .	1,435	1,409	26	14	12
Other . . . . .	21	21	-	-	-
<u>MILITARY DESIGN - TOTAL</u> . . . . .	<u>22,256</u>	<u>21,420</u>	<u>836</u>	<u>568</u>	<u>268</u>
<u>General Purpose - Total</u> . . . . .	<u>9,051</u>	<u>8,921</u>	<u>130</u>	<u>89</u>	<u>41</u>
Ambulance . . . . .	90	82	8	6	2
Truck, 1/4 Ton Jeep . . . . .	1,525	1,511	14	-	14
Truck, 1/2 Ton Through 1 Ton . . . . .	370	370	-	-	-
Truck and Truck Tractor, 1 1/2 Ton . . . . .	382	382	-	-	-
Truck and Truck Tractor, 2 1/2 Ton . . . . .	2,222	2,221	1	-	1
Truck and Truck Tractor, 5 Tons Through 10 Tons . . . . .	556	526	30	30	-
Semi-Trailer, 11 Tons and Over . . . . .	320	319	1	-	1
Semi-Trailer, 1E, Under 25 Tons . . . . .	977	937	40	35	5
Semi-Trailer, 1E, 25 Tons and Over . . . . .	8	8	-	-	-
Semi-Trailer, Other . . . . .	211	209	2	2	-
Trailer all Types . . . . .	2,390	2,356	34	16	18
<u>Special Purpose - Total</u> . . . . .	<u>13,205</u>	<u>12,499</u>	<u>706</u>	<u>479</u>	<u>227</u>
Truck, Wrecker . . . . .	333	327	6	3	3
Truck, Crash . . . . .	1,482	1,410	72	10	62
Truck, Fire . . . . .	755	731	24	6	18
Truck, Water (Demineralized) 2600 Gallons . . . . .	322	284	38	23	15
Truck, Powerline and Telephone Maintenance . . . . .	314	314	-	-	-
Truck, Fuel . . . . .	2,518	2,335	183	141	42
Truck, Bomb Servicing . . . . .					
Truck, Other . . . . .	64	62	2	2	-
Semi-Trailer . . . . .	2,191	1,998	193	131	62
Trailer . . . . .	2,647	2,578	69	63	6
Tractor, Towing . . . . .	2,175	2,067	108	89	19
Tractor, Other . . . . .	404	393	11	11	-

Source: Transportation Services and Support Division, Directorate of Transportation, DCS/S&amp;L, Hq USAF

UNCLASSIFIED

UNCLASSIFIED

TABLE 50 - USAF COMMERCIAL DESIGN VEHICLES IN USE, BY AREA, WORLD-WIDE - 30 JUN 1969

GROUP	TOTAL	UNITED STATES	U. S. POSSESSIONS	FOREIGN COUNTRIES
<u>WORLD-WIDE - TOTAL</u> . . . . .	<u>28,281</u>	<u>35,973</u>	<u>1,115</u>	<u>21,193</u>
Sedans . . . . .	5,568	4,262	56	1,250
Bus, body on chassis, (1 through 37 passengers)	2,796	1,536	76	1,184
Bus, body on chassis (38 passengers and over) .	519	283	23	213
Bus, Integral . . . . .	221	150	1	70
Station Wagon . . . . .	2,816	2,169	52	595
Ambulances . . . . .	1,287	746	12	529
Truck, 1/2 Ton Pickup . . . . .	15,185	9,125	341	5,719
Trucks, Carryall; 1/4 Ton through 3/4 Ton . . . .	6,918	4,688	132	2,098
Truck and Truck Tractor, 1 Ton. . . . .	10,153	5,932	188	4,033
Truck 1 1/2 Tons Through 2 Tons . . . . .	4,801	2,808	70	1,923
Truck and Truck Tractor, 2 1/2 Tons . . . . .	2,747	1,455	79	1,213
Truck and Tractor, 3 Through 4 Tons . . . . .	-	-	-	-
Truck and Tractor, 5 Through 10 Tons. . . . .	3,291	1,905	48	1,338
Truck and Truck Tractor, 11 Tons and over . . .	1,979	914	37	1,028

Source: Transportation Services and Support Division, Directorate of Transportation, DCJ/S&amp;L, HQ USAF

UNCLASSIFIED

**UNCLASSIFIED****MATERIEL (CONTINUED)****WAR READINESS MATERIEL****INTRODUCTION**

Data included in this section portrays USAF inventory of selected armunitions items (including Vamp/Lamp) as well as material relating to Southeast Asia ordnance expenditures (excluding Vamp/Lamp) by 7th Air Force and Strategic Air Command.

Material on selected items of War Readiness Materiel is based on information submitted in accordance with Air Force Manuel 67-1, Volume I, Part I, Chapter 14, and reflects summary data depicting pre-stockage of war consumables.

**DEFINITIONS**

WAR CONSUMABLES - Essential support items used in direct support of aircraft and personnel during wartime operation.

WAR READINESS MATERIEL (WRM) - Quantities of materiel necessary to assure immediate availability of resources to support the initial phase of approved Air Force war plans in the event of an emergency.

**UNCLASSIFIED**

TABLE 51 - USAF INVENTORY OF AIRMUNITION ITEMS, WORLD-WIDE (INCLUDING VAMP/LAMP)  
30 JUNE 1969

ITEM	QUANTITIES
<u>BOMBS</u>	
100# M30 . . . . .	329
250# M57 . . . . .	6
500# M64 . . . . .	4,507
1000# M44 . . . . .	8,200
1000# M65 . . . . .	3,066
750# M117 . . . . .	436,000
3000# M118 . . . . .	1,300
250# MK 81 . . . . .	77,500
500# MK 82 . . . . .	756,100
2000# MK 84 . . . . .	5,900
750# M36 . . . . .	106
220/260# M88/81 . . . . .	84
100# M1A2/4 . . . . .	29,100
100# M47 . . . . .	1,901
1000# M59 . . . . .	29
250# BLU-10 . . . . .	629
500# BLU-23/32 . . . . .	32,600
750# BLU-1/27/M116 . . . . .	70,700
BLU-52 . . . . .	3,000
CBU-1 . . . . .	28,600
CBU-2 . . . . .	17,700
CBU-3 . . . . .	2,400
CBU-7 . . . . .	1,603
CBU-12 . . . . .	2,400
CBU-14 . . . . .	10,800
CBU-19 . . . . .	700
CBU-22 . . . . .	3,000
CBU-24 . . . . .	31,900
CBU-25 . . . . .	9,100
CBU-28/37 . . . . .	523
CBU-29/49 . . . . .	7,200
CBU-30 . . . . .	2,462
CBU-34/42 . . . . .	738
CBU-46 . . . . .	13,600
CBU-53 . . . . .	565
CBU-54 . . . . .	13
ADU-253 . . . . .	58,141
ADU-256 . . . . .	1,522
ADU-272 . . . . .	2,209
BLU-31 (MINE) . . . . .	2,207
WALLEYE . . . . .	1,706
<u>AIRCRAFT GUN AMMUNITION (Thous)</u>	
20M/M Cartridges for M3 Gun . . . . .	21,630
20M/M Cartridges for M39 Gun . . . . .	22,340
20M/M Cartridges for M61 Gun . . . . .	24,980
7.62M/M Cartridges . . . . .	117,400
<u>MISSILES</u>	
AIM-4A/D/F/G FALCON . . . . .	20,920
AIM-7D/E SPARROW . . . . .	5,766
AIM-9B SIDEWINDER . . . . .	11,638
AIM-26B FALCON . . . . .	1,201

DOWNGRADED AT 3 YEAR INTERVALS;  
 DECLASSIFIED AFTER 12 YEARS.  
 DOD DIR. 5200.10

~~SECRET~~  
**TABLE 51 - USAF INVENTORY OF AIRMUNITION ITEMS, WORLD-WIDE (INCLUDING VAMP/LAMP)**  
 30 JUNE 1969 (CONTINUED)

ITEM	QUANTITIES
<u>MISSILES (Continued)</u>	
AGM-12B BULLPUP . . . . .	7,175
AGM-12C BULLPUP . . . . .	3,035
AGM-12E . . . . .	223
AGM-45 SHRIKE . . . . .	5,163
AGM-78 STD. ARM . . . . .	226
<u>ROCKETS</u>	
2.75" Rocket Motor. . . . .	1,467,100
<u>FLARES</u>	
MK 24 Flare . . . . .	312,300
<u>MISCELLANEOUS</u>	
MK 75 MOD Kit F/MK 82 & M117. . . . .	25,100
EO Bomb Kit (KMU-353) F/MK 84 . . . . .	44
Laser Kit (KMU-342) F/M117. . . . .	33
Laser Kit (KMU-351) F/MK 84 . . . . .	341

Source: Munitions Division, Directorate of Supply  
 and Services, Deputy Chief of Staff, Systems  
 and Logistics, USAF

DOWNGRADED AT 3 YEAR INTERVALS;  
 DECLASSIFIED AFTER 12 YEARS.  
 DOD DIR. 5200.10

~~SECRET~~



SECRET TO FOREIGN NATIONALS

**TABLE 52 - SOUTHEAST ASIA ORDNANCE EXPENDITURES (EXCLUDING VAMP/LAMP)  
BY 7TH AIR FORCE AND STRATEGIC AIR COMMAND  
FY 1966 THROUGH FY 1969**

ITEM	FY 1966	FY 1967	FY 1968	FY 1969
<u>AIRCRAFT GUN AMMUNITION (Thous Rds)</u>				
20MM (M3 Gun) . . . . .	3,941	2,091	2,384	1,440
20MM (M39 Gun) . . . . .	15,235	16,602	19,936	21,203
20MM (M61 Gun) . . . . .	9,631	8,891	10,226	13,681
7.62MM . . . . .	8,288	31,165	78,002	101,575
<u>FLARES</u>				
MK 24 . . . . .	245,575	492,734	533,028	454,165
<u>BOMBS</u>				
<u>BLU/FIRE</u>				
500# BLU-11/23/32 . . . . .	10,873	10,299	18,685	54,714
750# M116/BLU-1/27 . . . . .	64,301	121,492	104,573	127,744
BLU-52 . . . . .	-	-	-	1,033
<u>General Purpose</u>				
250# MK81 . . . . .	5,977	45,763	28,394	31,587
500# MK82 . . . . .	45,928	528,656	1,274,599	1,774,615
750# M117 . . . . .	282,315	383,387	854,507	1,027,353
2000# MK84 . . . . .	1,755	1,847	1,733	10,138
3000# M118 . . . . .	5,494	5,032	3,487	528
<u>Special Purpose</u>				
WALLEYE . . . . .	-	-	74	55
CBU-1 . . . . .	-	-	24	2
CBU-2 . . . . .	10,055	15,006	10,323	6,720
CBU-12 . . . . .	650	1,614	966	689
CBU-14 . . . . .	10,015	19,680	19,087	23,944
CBU-19 . . . . .	-	264	1,351	1,089
CBU-22 . . . . .	-	1,368	1,425	769
CBU-24 . . . . .	118	6,173	25,354	76,083
CBU-25 . . . . .	-	743	11,723	14,610
CBU-28/37 . . . . .	-	-	69	1,160
CBU-29/49 . . . . .	-	101	2,879	13,185
CBU-30 . . . . .	-	-	-	74
CBU-34 . . . . .	-	-	-	2,069
CBU-46 . . . . .	-	-	-	430
M1A2/4 FRAG . . . . .	7,664	13,111	18,829	35,777
<u>ROCKET MOTORS</u>				
2.75" Rocket Motor . . . . .	551,753	811,230	1,392,498	1,520,850
<u>MISSILES</u>				
AIM-4A . . . . .	-	-	15	55
AIM-4D . . . . .	-	-	167	148
SPARROW, AIM-7D/E . . . . .	90	496	607	258
SIDEWINDER, AIM-9B . . . . .	83	317	117	1
BULLPUP, AGM-12C . . . . .	219	435	1,498	2,931
AGM-12E . . . . .	-	-	-	74
SHRIKE, AGM-45A . . . . .	76	870	1,289	60
AGM-78A . . . . .	-	-	8	-
AIM-26B . . . . .	-	-	1	50

Source: Munitions Division, Directorate of Supply and Services  
Deputy Chief of Staff, Systems and Logistics, USAF

DOWNGRADED AT 3 YEAR INTERVALS;  
DECLASSIFIED AFTER 12 YEARS.  
DOD DIR. 5200.10

[REDACTED]

(This page is Secret.)

**TABLE 53 — PRESTOCKAGE AND PER CENT OF REQUIREMENTS OF WAR READINESS MATERIEL (WRM) FOR  
SELECTED ITEMS, WORLD-WIDE — 25 DEC 1968 AND 25 JUNE 1969**

(The data below reflect total assets on hand (including peacetime operating stocks and substitute items at each base but excluding assets in AFLC depots). Status of specific types within each item will vary from the overall percentage shown.)

WAR READINESS MATERIEL ITEM	UNIT OF MEASURE	25 DECEMBER 1968		25 JUNE 1969	
		Quantity On Hand	Per Cent Of Requirements	Quantity On Hand	Per Cent Of Requirements
<u>WAR CONSUMABLES</u>					
Auxiliary Fuel Tanks . . . . .	Each	104,234	100	79,598	101
De-Icing Fluid, Airfoil . . . . .	Gallons	3,098,100	109	3,538,757	140
Dropsondes . . . . .	Each	7,823	107	5,118	103
Gaseous Oxygen . . . . .	Cubic Feet	5,008,906	200	5,067,511	220
Methyl Alcohol . . . . .	Gallons	1,054,112	115	1,248,244	174
Pylon Assemblies . . . . .	Each	13,338	69	9,348	66
Subsistence: In Flight Packets. . . . .	Packages	1,157,215	101	1,322,257	134
Window Material. . . . .	Cartons	38,243	115	33,655	113
<u>AMMUNITION RELATED ITEMS (Selected)</u>					
Adapters and Launchers . . . . .	Each	30	100	36	100
Airborne Weapons (Guns). . . . .	Each	2,778	76	3,177	112
Airborne Weapons (Barrels) . . . . .	Each	17,016	132	12,987	100
Multi and Triple Purpose Ejector Racks . . . . .	Each	12,335	68	8,345	83

Source: Data Applications Division, Data Services Center, Comptroller of the Air Force.

[REDACTED]

(This page is Secret.)

DOWNGRADED AT 3 YEAR INTERVALS; DECLASSIFIED AFTER 12 YEARS. DOD DIR. 5200.10
---

**UNCLASSIFIED**  
**MATERIEL (CONTINUED)**

189

**AIR FORCE EQUIPMENT MANAGEMENT SYSTEM (AFEMS)**

**INTRODUCTION**

The table included in this section provides summary monetary data on the Air Force Equipment Authorization Inventory portion of the USAF Equipment Management System (AFEMS). These semi-annual data have been summarized from the Monetary Report of AF Equipment Authorization Inventory Data (E-AID), RCS: 9-AF-S106 submitted by each major air command to Air Force Logistics Command. The directives governing the system are Part One, Volume IV of the Air Force Supply Manual 67-1, and Volume III, Part 19 of the Air Force Manual 171-14.

**DEFINITIONS**

AUTHORIZATION - A validated equipment requirement established in accordance with current directives for a specific item in a stated quantity for entry in the appropriate column of the E-AID.

BASE EQUIPMENT MANAGEMENT OFFICE (BEMO/FMO) - The AF base organization which has responsibility for management of the base equipping program and providing other unit supply support.

COMMAND EQUIPMENT MANAGEMENT OFFICE (CEMO) - The major air command or separate operating agency organization responsible for management of the command equipping program.

EQUIPMENT AUTHORIZATION INVENTORY DATA (E-AID) - This PCAM record reflects equipment authorized and in use/in place, including substitute items. (Replaces Unit Authorization List, Materiel Readiness Authorization List, and certain other accountable records.)

EQUIPMENT STORED IN WAREHOUSE - Those assets stored in the warehouse for which authorized levels have been established and/or those assets excess to requirements for which disposition action has not been received.

IN-PLACE EQUIPMENT - Equipment which is physically placed at specific locations in support of wartime additive missions.

IN-USE EQUIPMENT - Equipment in the possession of the unit or the organization and accounted for on the unit property records. This includes item actually in the hands of the unit regardless of condition.

ORGANIZATIONAL EQUIPMENT - All equipment items authorized to or on hand in an organization or base to support its mission (peace and War). Organizational equipment is divided into four types - Mobility Equipment, Support Equipment, Joint-Use Equipment, and War Readiness Materiel Equipment.

**UNCLASSIFIED**

UNCLASSIFIED

TABLE 54 — MONETARY VALUE OF USAF EQUIPMENT AUTHORIZED AND IN USE/IN PLACE,  
BY COMMAND, WORLD-WIDE — 15 OCT 1968 AND 15 APR 1969

(The data below includes the AF Equipment stored in warehouses.)

COMMAND	AIR FORCE EQUIPMENT				
	Authorized		In-Use/In-Place		Per Cent of Value In-Use To Value Authorized
	Dollar Value (Thousands)	Per Cent of Total	Dollar Value (Thousands)	Per Cent of Total	
15 OCTOBER 1968					
<u>TOTAL</u> . . . . .	<u>\$ 6,463,794</u>	<u>100.0</u>	<u>\$ 5,916,613</u>	<u>100.0</u>	<u>91.5</u>
Aeronautical Chart and Information Center. . . . .	21,968	.3	16,316	.3	74.3
Aerospace Defense Command. . . . .	402,108	6.2	384,654	6.5	95.7
Air Force Accounting and Finance Center. . . . .	2,603	a/	2,501	a/	96.1
Air Force Communications Service . . . . .	173,245	2.7	139,669	2.4	80.6
Air Force Logistics Command. . . . .	704,970	10.9	641,096	10.8	91.0
Air Force Systems Command. . . . .	404,121	6.3	387,268	6.5	95.8
Air National Guard . . . . .	315,948	4.9	264,135	4.5	83.6
Air Training Command . . . . .	506,043	7.8	476,826	8.1	94.2
Air University . . . . .	16,310	.3	15,282	.3	93.7
Alaskan Air Command. . . . .	70,959	1.1	65,579	1.1	92.4
Air Force Reserve. . . . .	53,873	.8	47,380	.8	87.9
Headquarters Command, USAF . . . . .	59,012	.9	53,859	.9	91.3
Military Airlift Command . . . . .	298,412	4.6	272,317	4.6	91.3
Office of Aerospace Research . . . . .	41,734	.6	40,809	.7	97.8
Pacific Air Forces . . . . .	747,436	11.6	661,324	11.1	88.5
Strategic Air Command. . . . .	1,601,332	24.8	1,563,354	26.4	97.6
Tactical Air Command . . . . .	570,504	8.8	464,472	7.9	81.4
USAF Academy . . . . .	24,335	.4	22,493	.4	92.4
U S Air Forces in Europe . . . . .	337,331	5.2	302,493	5.1	89.7
USAF Security Service. . . . .	94,707	1.5	80,861	1.4	85.4
USAF Southern Command. . . . .	16,843	.3	13,925	.2	82.7
15 APRIL 1969					
<u>TOTAL</u> . . . . .	<u>\$ 6,826,882</u>	<u>100.0</u>	<u>\$ 6,114,220</u>	<u>100.0</u>	<u>89.6</u>
Aeronautical Chart and Information Center. . . . .	22,988	.3	16,227	.3	70.6
Aerospace Defense Command. . . . .	376,149	5.5	362,875	5.9	96.5
Air Force Accounting and Finance Center. . . . .	2,691	a/	2,528	a/	93.9
Air Force Communications Service . . . . .	206,312	3.0	141,610	2.3	68.6
Air Force Logistics Command. . . . .	741,293	10.9	660,352	10.8	89.1
Air Force Systems Command. . . . .	418,681	6.1	394,381	6.5	94.2
Air National Guard . . . . .	400,396	5.9	354,253	5.8	88.5
Air Training Command . . . . .	557,935	8.2	486,796	8.0	87.2
Air University . . . . .	16,317	.2	14,832	.2	90.9
Alaskan Air Command. . . . .	74,640	1.1	66,007	1.1	88.4
Air Force Reserve. . . . .	51,191	.7	46,787	.8	91.4
Headquarters Command, USAF . . . . .	60,929	.9	54,577	.9	89.6
Military Airlift Command . . . . .	303,084	4.4	264,958	4.3	87.4
Office of Aerospace Research . . . . .	43,464	.6	42,762	.7	98.4
Pacific Air Forces . . . . .	818,372	12.0	738,248	12.0	90.2
Strategic Air Command. . . . .	1,598,475	23.5	1,553,392	25.4	97.2
Tactical Air Command . . . . .	606,152	8.9	469,410	7.7	77.4
USAF Academy . . . . .	24,899	.4	22,682	.4	91.1
U S Air Forces in Europe . . . . .	383,128	5.6	323,564	5.3	84.5
USAF Security Service. . . . .	102,657	1.5	83,146	1.4	81.0
USAF Southern Command. . . . .	17,129	.3	14,833	.2	86.6

a/ Less than .05 per cent.

Source: Data Applications Division, Data Services Center, Comptroller of the Air Force; and Supply Systems Division, Director of Supply and Services

UNCLASSIFIED

## **MACHINE TOOLS**

### **INTRODUCTION**

The table in this section provides summary data on the status of the inventory and acquisition cost of USAF Machine Tools.

Machine tools are referred to as that production equipment listed in the Federal Catalog under commodity codes 3405 and 3411-3419 and 3441-3449 with an acquisition cost of more than \$1,000.00.

### **DEFINITIONS**

INDUSTRIAL SUPPLY (ACTIVE) - Air Force owned tools in the hands of contractors in use for production or for research and development.

UNCLASSIFIED

TABLE 55 -- USAF OWNED METALWORKING MACHINERY IN USE, BY TYPE AND LOCATION -- 30 JUNE 1969

TYPE OR LOCATION	QUANTITY	VALUE (ACQUISITION COST) (In Thousands of Dollars)
By Type		
<u>METALWORKING MACHINERY - TOTAL</u> . . . . .	<u>28,415</u>	\$ <u>749,168</u>
<u>Metal Cutting Machinery - Total</u> . . . . .	<u>24,734</u>	<u>597,209</u>
Files and Filing . . . . .	1,324	6,249
Boring . . . . .	2,522	125,266
Broach . . . . .	339	10,835
Drilling and Tapping . . . . .	2,834	27,414
Gear . . . . .	649	15,213
Grinding . . . . .	4,997	69,039
Lathes . . . . .	5,336	101,824
Milling . . . . .	5,353	220,928
Planers . . . . .	66	4,750
Miscellaneous . . . . .	1,314	15,691
<u>Metal Forming Machinery - Total</u> . . . . .	<u>3,681</u>	<u>151,959</u>
Bending . . . . .	917	10,065
Hydraulic . . . . .	620	100,409
Mechanical Press . . . . .	906	24,454
Manual Press . . . . .	46	84
Punching . . . . .	501	4,305
Forging . . . . .	212	7,791
Wire and Metal . . . . .	20	79
Riveting . . . . .	389	2,314
Miscellaneous . . . . .	70	2,458
Metalworking Machinery Reported To DIPEC By Location		
<u>TOTAL</u> . . . . .		\$ <u>749,168</u>
United States . . . . .		748,815
Possessions . . . . .		97
Foreign . . . . .		256

Source: Industrial Resources Division, Deputy Chief of Staff, Research and Development

UNCLASSIFIED

**MATERIEL (CONTINUED)**

**STATUS OF THE USAF STRATEGIC AND CRITICAL  
MATERIALS STOCKPILING PROGRAM**

The table in this section provides data on the Strategic and Critical Materials Stockpiling Program for Fiscal Year 1969. The information on this subject covers the availability of storage space, its utilization by depot, and the tonnage occupying such space.

~~SECRET~~

TABLE 56 — STATUS OF THE USAF STRATEGIC AND CRITICAL MATERIALS STOCKPILING PROGRAM  
BY MATERIAL, BY DEPOT — 30 JUNE 1969

MATERIAL	DEPOT	STORAGE SPACE IN SQUARE FEET						TONS ON HAND
		Allocated By Dept of Air Force		Occupied By Strategic Materials		Balance Available		
		Warehouse	Open	Warehouse	Open	Warehouse	Open	
<u>TOTAL</u> . . .		<u>89,300</u>	<u>110,000</u>	<u>88,900</u>	<u>110,000</u>	<u>400</u>	-	<u>40,904</u>
Antimony Metal.	Rome, New York	-	5,000	-	5,000	-	-	1,704
	San Antonio, Texas	-	7,000	-	7,000	-	-	1,600
Beryllium Ore .	Rome, New York	400	-	-	-	400	-	-
Cobalt. . . . .	Rome, New York	-	-	-	-	-	-	.27
Copper. . . . .	Rome, New York	-	52,000	-	52,000	-	-	5,612
Lead. . . . .	Rome, New York	-	20,000	-	20,000	-	-	9,320
Magnesium . . .	San Antonio, Texas	-	26,000	-	26,000	-	-	2,100
Mica. . . . .	Rome, New York	32,300	-	32,300	-	-	-	3,469
Nickel Oxide. .	Rome, New York	11,100	-	11,100	-	-	-	2,182
Tungsten. . . .	Rome, New York	45,500	-	45,500	-	-	-	14,917

Source: Director of Supply and Services, DCS Systems and Logistics.

DOWNGRADED AT 3 YEAR INTERVALS;  
DECLASSIFIED AFTER 12 YEARS.  
DOD DIR. 5200.10

~~SECRET~~



## SURPLUS AND EXCESS MATERIEL

## INTRODUCTION

The primary objective of the USAF Disposal Program is to remove inactive, obsolete, and nonrequired personal property from active Air Force inventories in a timely and efficient manner. This is accomplished through redistribution and/or marketing procedures as set forth in Volume VI, AFM 67-1 and DOD Disposal Manual 4160.21-M.

The dollar value at which materiel is carried on inventory records is for monetary accounting purposes. It may or may not be based upon the original acquisition cost and can be estimated if not available. This is not an appraised value.

Statistics included herein have been compiled from Excess and Surplus Property Reports RCS: DD-S&L(4)369. (Air Force source, Excess and Surplus Property Report, RCS: AF-S57, and Scrap and Waste Report, RCS: (AF-S13).

## DEFINITIONS

DISPOSAL - The redistribution of AF excess and the disposition of surplus property (including scrap) by transfer, donation, sale, destruction, and abandonment.

DONABLE PROPERTY - Surplus equipment, materials, books, or other surplus including surplus property in working capital funds, stock fund items, or similar management funds.

EXCESS PROPERTY - Any property under the control of any federal agency which is not required for its need and the discharge of its responsibilities.

GENERATIONS - Property received to the accounts of AF Property Disposal Officers (regardless of turn-in activity, i.e. Air Force, other Military Services and other agencies or activities authorized to use AF disposal facilities) which is being processed for final disposal by Air Force Redistribution and Marketing activities.

PERSONAL PROPERTY - Property of any kind (equipment, supplies, etc.) or any interest therein, acquired by the Air Force. Excludes real property and records of the Federal Government.

SCRAP - Personal property, other than waste, which has no reasonable prospect of sale, or which appears to have no market value other than its basic material content.

SURPLUS PROPERTY - Personal property which, through screening or other means, has been determined to be in excess to all federal agency requirements.

## UNCLASSIFIED

TABLE 57 - EXCESS AND SURPLUS PERSONAL PROPERTY PROCESSED BY THE USAF,  
WORLD-WIDE - FY 1969

ACTIVITY	WORLD-WIDE	CONUS	OVERSEAS
<u>ON HAND (30 Jun 1968) - TOTAL</u> . . . . .	\$ <u>859,122,092</u>	\$ <u>819,702,247</u>	\$ <u>39,419,845</u>
<u>GENERATED - TOTAL</u> . . . . .	<u>4,655,382,832</u>	<u>4,327,633,706</u>	<u>327,749,126</u>
Inventory Control Point . . . . .	400,223,152	400,223,152	-
Other . . . . .	4,255,159,680	3,927,410,554	327,749,126
<u>DISPOSAL - TOTAL</u> . . . . .	<u>2,926,721,385</u>	<u>2,601,934,259</u>	<u>324,787,126</u>
Reutilized. . . . .	146,366,243	137,023,491	9,342,752
Reclaimed . . . . .	93,288,557	92,980,512	308,045
Transferred to Department of Defense, Other Federal Agencies and MAP. . . . .	118,657,260	105,362,593	13,294,667
Donations . . . . .	91,744,342	91,609,101	135,241
Expended to Scrap . . . . .	2,141,626,296	1,905,953,216	235,673,080
Abandoned or Destroyed. . . . .	7,604,104	4,992,487	2,611,617
Other Dispositions			
Foreign Military Sales. . . . .	3,454	3,454	-
Transferred for Sale. . . . .	817,927	-	817,927
Sold (Acquisition Cost) . . . . .	326,613,202	264,009,405	62,603,797
Proceeds. . . . .	(12,273,437)	(7,708,244)	(4,565,193)
<u>ON HAND (30 June 1969) - TOTAL</u> . . . . .	<u>2,587,783,539</u>	<u>2,545,401,694</u>	<u>42,381,845</u>
	SCRAP DISPOSALS		
<u>SCRAP SOLD (Pounds) - TOTAL</u> . . . . .	<u>460,076,560</u>	<u>267,635,288</u>	<u>192,441,272</u>
<u>SCRAP SOLD PROCEEDS - TOTAL</u> . . . . .	(\$ <u>12,152,716</u> )	(\$ <u>8,428,004</u> ) <sup>a/</sup>	(\$ <u>3,724,712</u> )
<u>SCRAP ON HAND (Pounds) 30 June 1969 - TOTAL</u> . . .	<u>161,074,835</u>	<u>112,545,220</u>	<u>48,529,615</u>

a/ Proceeds include revenue from sale of precious metal.

Source: General Support Branch, Director of Supply and Services.

UNCLASSIFIED

**UNCLASSIFIED**

197

**INSTALLATIONS**

**PART V**

**INVENTORY OF INSTALLATIONS**

**INTRODUCTION**

The USAF Program, "Installations" (FDIC Document), a supplement to the USAF Program; Bases, Units, and Priorities, and USAF Installations Characteristics Data Report, RCS: 2-HAF-Z21, were used to obtain data shown.

**MILITARY CONSTRUCTION PROGRAM**

**INTRODUCTION**

This section reflects progress of the Military Construction Program, since its inception in the Air Force, in terms of dollars available, apportioned, contracted, etc. Most of the data were furnished by the Directorate of Budget and the Directorate of Civil Engineering.

**DEFINITIONS**

APPROVED PROGRAM - Scope and dollar amount approved for implementation of construction and funding by appropriate authority of Office of the Secretary of Defense and/or Bureau of the Budget through apportionment, or program clearance.

AUTHORIZED PROGRAM - The USAF Military Construction Program as approved by Congress.

CURRENT PROGRAM - The scope and dollar amount deemed necessary for the completion of a line item determined essential to the mission of the USAF.

OPERATING PROGRAM - The scope and dollar amount released to USAF construction agencies as approved for construction, obligation, and expenditures for the completion of a line item.

**REAL PROPERTY INVENTORY**

**INTRODUCTION**

These tables present the real property (facilities and land) controlled by the Air Force. The costs shown represent the costs at time of acquisition to the U. S. Government, plus any subsequent improvement, and do not reflect the current value or estimated replacement costs.

**DEFINITIONS**

EASEMENTS - A right which one party has to use the land owned by another party for ingress and egress, or for the purpose of reducing or limiting the height of objects on land owned by another party to establish security or safety area, or right-of-way interests.

FOREIGN RIGHTS - An agreement or contract between the U. S. Government and a foreign country which gives the United States the right to use the land in a foreign country.

LEASES - A contract between a lessor and a lessee granting exclusive possessory interest in real property for a specified term, reserving to the owner rent or other consideration.

**UNCLASSIFIED**

**UNCLASSIFIED**  
**INSTALLATIONS (CONTINUED)**

**REAL PROPERTY INVENTORY (CONTINUED)**

**DEFINITIONS (CONTINUED)**

LICENSE - A privilege, revocable at will, to use or pass over privately owned real property for a specified purpose.

OWNED LAND - Land acquired through donation of title or cost thereof from private enterprise, state or local governments, condemnation, or purchase.

PUBLIC DOMAIN AND PUBLIC LAND - Land assigned to the AF through a permanent or temporary withdrawal from public domain.

**COST OF MAINTENANCE AND OPERATION OF REAL PROPERTY**

**INTRODUCTION**

This section shows the cost of maintenance and operation of USAF Real Property.

**DEFINITIONS**

CONTRACT - Lump sum and unit price work agreements administered by the installation for preservation and construction; and utility service, inspection, and maintenance agreements administered by major air force command headquarters.

LABOR COSTS - Costs of all personnel, regardless of the source, performing work attributable to real estate facility activities. The rates used in costing military services are those prescribed in AFM 177-1.

MATERIALS AND SUPPLIES - For use in accomplishing the functions of maintenance, repair, and operation of real estate facilities.

**STORAGE SPACE UTILIZATION AND OCCUPANCY**

**INTRODUCTION**

The reporting of storage space utilization and occupancy within the Air Force has been revised under the guidance of Office of the Secretary of Defense to provide a uniform procedure for all services. Included in the summary are all Air Force depots.

**DEFINITIONS**

GROSS STORAGE SPACE - The gross area (regardless of its location or the purpose for which the space being used was designed or is designated) which is assigned or used for any operation concerning storage or the support of storage functions.

NET STORAGE SPACE - The floor area upon which bins are erected plus the floor area upon which material can be stored.

OPEN STORAGE SPACE - Any improved or unimproved area designated for use in storing material.

WAREHOUSE SPACE - The area in building designed for storage purposes and constructed with roof and complete side and end walls.

**UNCLASSIFIED**

TABLE 58 - ACTIVE INSTALLATIONS, WORLD-WIDE - 30 JUNE 1969

ACTIVE MAJOR INSTALLATIONS

COMMAND	TOTAL	Operational	Operational Support		Training	Research and Test	Logistical	Foreign Bases <sup>a/</sup>
			Flying	Non-Flying				
<u>TOTAL</u> . . . . .	<u>197</u>	<u>108</u>	<u>10</u>	<u>13</u>	<u>20</u>	<u>2</u>	<u>7</u>	<u>21</u>
<u>CONTINENTAL US - TOTAL</u> . . . . .	<u>125</u>	<u>65</u>	<u>6</u>	<u>9</u>	<u>20</u>	<u>2</u>	<u>7</u>	-
Aeronautical Chart and Information Center . . . . .	1	-	-	1	-	-	-	-
Aerospace Defense Command . . . . .	20	11	4	5	-	-	-	-
Air Force Accounting and Finance Center . . . . .	1	-	-	1	-	-	-	-
Air Force Logistics Command . . . . .	7	-	-	-	-	-	7	-
Air Force Systems Command . . . . .	9	-	-	-	-	9	-	-
Air Training Command . . . . .	15	-	-	-	15	-	-	-
Air University . . . . .	2	-	-	-	2	-	-	-
Hq Air Force Reserve . . . . .	11	-	-	-	11	-	-	-
Headquarters Command, USAF . . . . .	2	1	-	1	-	-	-	-
Military Airlift Command . . . . .	8	8	-	-	-	-	-	-
Strategic Air Command . . . . .	28	28	-	-	-	-	-	-
Tactical Air Command . . . . .	19	17	2	-	-	-	-	-
USAF Academy . . . . .	1	-	-	-	1	-	-	-
USAF Security Service . . . . .	1	-	-	1	-	-	-	-
<u>OVERSEAS - TOTAL</u> . . . . .	<u>72</u>	<u>43</u>	<u>4</u>	<u>4</u>	-	-	-	<u>21</u>
Alaskan Air Command (Includes Alaska) . . . . .	5	5	-	-	-	-	-	-
Aerospace Defense Command . . . . .	3	2	-	1	-	-	-	-
Military Airlift Command . . . . .	2	2	-	-	-	-	-	-
Pacific Air Force (Includes Hawaii) . . . . .	33	10	1	1	-	-	-	21
Strategic Air Command . . . . .	3	3	-	-	-	-	-	-
US Air Forces, Europe . . . . .	24	20	2	2	-	-	-	-
US Air Forces, Southern Command . . . . .	2	1	1	-	-	-	-	-

ALL OTHER ACTIVE INSTALLATIONS

ALL OTHER	TOTAL	Ancillary	Ballistic Missile	Industrial	Radar	Air Technical Group	Tenant	War Only
<u>TOTAL</u> . . . . .	<u>3,719</u>	<u>1,867</u>	<u>1,158</u>	<u>41</u>	<u>162</u>	<u>109</u>	<u>338</u>	<u>22</u>
<u>CONTINENTAL US - TOTAL</u> . . . . .	<u>2,418</u>	<u>928</u>	<u>1,157</u>	<u>41</u>	<u>89</u>	<u>100</u>	<u>97</u>	-
<u>OVERSEAS - TOTAL</u> . . . . .	<u>1,301</u>	<u>939</u>	<u>1</u>	-	<u>73</u>	<u>3</u>	<u>241</u>	<u>22</u>

<sup>a/</sup> Real Property jurisdiction of a foreign government utilized by the USAF equivalent to an Operational, Operational Flying Support, or Operational Non-Flying Support installation.

Source: USAF Program, Installations, Short Title PDIC 71-4

UNCLASSIFIED

TABLE 59 - PROGRESS OF USAF MILITARY CONSTRUCTION PROGRAM, WORLD-WIDE - FY 1969

(Table below is in millions of dollars)

MONTH	AVAILABLE REGULAR APPROPRI- ATIONS	AVAILABLE OTHER PROGRAMS SEA	OBLIGATED		EXPENDED (GROSS)	
			Regular Appropri- ations	Other Programs SEA	Regular Appropri- ations	Other Programs SEA
<u>TOTAL - (CUMULATIVE THROUGH FY (1969))</u>	<u>\$ 15,070</u>	<u>\$ 843</u>	-	-	-	-
PRIOR TO FY 1970 (CUMULATIVE) - TOTAL . .	14,816	825	-	-	-	-
FY 1969 NEW AVAILABILITY . . . . .	254	18	-	-	-	-
FY 1968 AND PRIOR . . . . .	-	-	\$ 14,624	\$ 699	\$ 14,305	\$ 602
July (1968) . . . . .	-	-	19	10	-	7
August . . . . .	-	-	20	15	20	12
September . . . . .	-	-	20	13	33	4
October . . . . .	-	-	15	14	25	12
November . . . . .	-	-	34	14	47	10
December . . . . .	-	-	15	5	22	20
January (1969) . . . . .	-	-	31	12	36	8
February . . . . .	-	-	19	4	49	11
March . . . . .	-	-	34	8	44	3
April . . . . .	-	-	27	5	21	13
May . . . . .	-	-	43	6	29	12
June . . . . .	-	-	54	4	28	16
Total . . . . .	-	-	331	110	354	128
Balance . . . . .	-	-	115	34	411	113

Source: Missile and Space Systems Division, Military Construction Branch, Directorate of Budget, Comptroller of the Air Force.

UNCLASSIFIED

TABLE 60 - AIR FORCE REAL PROPERTY DATA, WORLD-WIDE  
FY 1969

REAL PROPERTY ASSETS END FISCAL YEAR	
TOTAL MAJOR INSTALLATIONS WORLD-WIDE . . . . .	178 <sup>a/</sup>
TOTAL OTHER INSTALLATIONS WORLD-WIDE . . . . .	3,430
TOTAL NUMBER INSTALLATIONS WORLD-WIDE. . . . .	3,608
TOTAL ACREAGE WORLD-WIDE . . . . .	10,853,040
TOTAL COST TO GOVERNMENT WORLD-WIDE. . . . .	\$ 16,422,762,000
DISPOSAL DATA FOR FY 1969	
TOTAL NUMBER INSTALLATIONS DISPOSED WORLD-WIDE . . . . .	181
TOTAL ACREAGE DISPOSED WORLD-WIDE. . . . .	14,523
TOTAL COST TO GOVERNMENT OF INSTALLATIONS DISPOSED WORLD-WIDE. . . . .	\$ 70,497,000
NUMBER OF INSTALLATIONS ADDED DURING FY 1969	
TOTAL NUMBER ADDED . . . . .	127

a/ Excludes 17 major installations located in SEA, the Finance Center and 1 installation in ADO.

Source: Real Estate Agency, Directorate of Civil Engineering

TABLE 61 - COST TO US GOVERNMENT OF MILITARY REAL PROPERTY CONTROLLED BY DEPARTMENT  
OF THE AIR FORCE, WORLD-WIDE - 30 JUN 1969

(In Thousands of dollars)

TYPE OF REAL PROPERTY	WORLD-WIDE	UNITED STATES	POSSESSIONS	FOREIGN COUNTRIES
<u>TOTAL</u> . . . . .	\$ <u>16,422,762</u>	\$ <u>13,517,815</u>	\$ <u>449,085</u>	\$ <u>2,455,862</u>
Land <sup>a/</sup> . . . . .	165,729	137,155	28,558	16
Buildings . . . . .	8,459,736	6,944,477	203,800	1,311,459
Structures, Utilities, etc . . . . .	7,797,297	6,436,183	216,727	1,144,387

a/ Excludes acreage leased outside of installations.

Source: Real Estate Agency, Directorate of Civil Engineering

## UNCLASSIFIED

TABLE 62 - MILITARY REAL PROPERTY ACREAGE CONTROLLED AND LOCATED AT DEPARTMENT OF AIR FORCE INSTALLATIONS, WORLD-WIDE - 30 JUN 1969

TYPE OF LAND	WORLD-WIDE	UNITED STATES	POSSESSIONS	FOREIGN COUNTRIES
<u>TOTAL</u> . . . . .	<u>10,853,040</u>	<u>9,574,202</u>	<u>73,720</u>	1,205,118
Owned . . . . .	1,641,237	1,616,009	25,228	-
Public Domain . . . . .	6,940,967	6,940,967	-	-
License or Permit. . . . .	478,568	439,693	38,177	698
Public Land (Possessions). . . . .	9,948	-	9,948	-
Easements. . . . .	221,152	215,477	313	5,362
Leased . . . . .	425,245	362,056	54	63,135
Foreign Rights . . . . .	1,135,923	-	-	1,135,923

a/ Excludes acreage leased outside of installations.

Source: Real Estate Agency, Directorate of Civil Engineering

TABLE 63 - GOVERNMENT COST OF LAND CONTROLLED BY DEPARTMENT OF THE AIR FORCE,  
WORLD-WIDE - 30 JUN 1969  
(In thousands of dollars)

TYPE OF LAND	WORLD-WIDE	UNITED STATES	POSSESSIONS	FOREIGN COUNTRIES
<u>TOTAL</u> . . . . .	\$ <u>165,729</u>	\$ <u>137,155</u>	\$ <u>28,558</u>	\$ <u>16</u>
Owned . . . . .	149,976	121,460	28,516	-
License. . . . .	426	424	2	-
Easements. . . . .	15,327	15,271	40	16
Foreign Rights . . . . .	-	-	-	-

Source: Real Estate Agency, Directorate of Civil Engineering.

UNCLASSIFIED



TABLE 64 -- MAINTENANCE AND OPERATION COST OF USAF REAL PROPERTY BY COMMAND  
WORLD-WIDE -- FY 1969\*

(In thousands of dollars)

COMMAND	TOTAL	LABOR COST		MATERIAL AND SUPPLIES	CONTRACT AND OTHER
		Civilian	Military		
<u>WORLD-WIDE - TOTAL</u> . . . . .	\$ <u>1,157,351</u>	\$ <u>322,119</u>	\$ <u>222,212</u>	\$ <u>186,866</u>	\$ <u>426,154</u>
<u>CONTINENTAL US - TOTAL</u> . . . . .	<u>725,888</u>	<u>248,496</u>	<u>132,413</u>	<u>87,337</u>	<u>257,642</u>
Aeronautical Chart and Information Center . . . . .	2,523	1,665	53	208	597
Aerospace Defense Command . . . . .	87,912	20,284	15,299	9,955	42,374
Air Force Logistics Command . . . . .	94,205	49,556	3,600	10,996	30,053
Air Force Systems Command . . . . .	62,333	20,744	8,168	7,309	26,112
Air Training Command . . . . .	83,766	33,844	14,142	9,152	26,628
Air University. . . . .	7,704	3,306	1,182	741	2,475
Headquarters Air Force Reserve. . . . .	9,704	6,337	241	910	2,216
Headquarters Command USAF . . . . .	15,513	6,413	2,636	1,923	4,541
Military Airlift Command. . . . .	61,809	22,585	13,310	6,576	19,338
Strategic Air Command . . . . .	177,912	50,878	42,662	23,417	60,955
Tactical Air Command. . . . .	110,534	26,551	30,098	15,222	38,663
US Air Force Academy. . . . .	9,765	5,359	603	778	3,025
USAF Security Service . . . . .	2,208	974	419	150	665
<u>OVERSEAS - TOTAL</u> . . . . .	<u>431,463</u>	<u>73,623</u>	<u>89,799</u>	<u>99,529</u>	<u>168,512</u>
Alaska Air Command (Includes Alaska). . . . .	37,407	11,709	7,719	7,954	10,025
Aerospace Defense Command . . . . .	21,351	740	299	5,455	14,857
Air Force Communications Service. . . . .	1,145	301	92	199	553
Air Force Systems Command . . . . .	36,541	-	-	4,314	32,227
Military Airlift Command. . . . .	6,369	2,316	1,273	1,310	1,470
Pacific Air Forces (Includes Hawaii). . . . .	192,625	32,785	50,544	53,189	56,107
Strategic Air Command . . . . .	22,942	7,823	4,060	5,057	6,002
USAF In Europe. . . . .	94,721	14,395	21,914	18,558	39,854
USAF Security Service . . . . .	11,623	1,158	2,869	2,911	4,685
US Air Force Southern Command . . . . .	6,739	2,396	1,029	582	2,732

Source: Management Review Group, Director for Civil Engineering Operations, Deputy Chief of Staff, Programs and Resources

\*Includes Dewline, BMEWS, SEA, ETR, WTR and AEDC.

UNCLASSIFIED

TABLE 65 - USAF STORAGE SPACE, UTILIZATION, AND OCCUPANCY, BY DEPOT IN CONTINENTAL US  
30 JUNE 1969

TYPE OF STORAGE	Gross Storage Space	Net Storage Space	Occupied Space
<u>COVERED SPACE - TOTAL</u> . . . . .	<u>20,173,000</u>	<u>11,070,000</u>	<u>9,627,000</u>
<u>WAREHOUSE SPACE - TOTAL</u> . . . . .	<u>18,574,000</u>	<u>10,327,000</u>	<u>9,006,000</u>
General Purpose . . . . .	18,417,000	10,228,000	8,921,000
Controlled Humidity . . . . .	1,000	1,000	1,000
Flammable . . . . .	127,000	77,000	64,000
Chill . . . . .	19,000	13,000	12,000
Freeze . . . . .	10,000	8,000	8,000
<u>SHED - TOTAL</u> . . . . .	<u>552,000</u>	<u>372,000</u>	<u>326,000</u>
<u>MAGAZINE - TOTAL</u> . . . . .	<u>278,000</u>	<u>206,000</u>	<u>146,000</u>
Igloo . . . . .	172,000	119,000	99,000
Above Ground . . . . .	106,000	87,000	47,000
<u>OTHER - TOTAL</u> . . . . .	<u>769,000</u>	<u>165,000</u>	<u>149,000</u>
Controlled Humidity . . . . .	-	-	-
General Purpose . . . . .	769,000	165,000	149,000
<u>OPEN STORAGE SPACE - TOTAL</u> . . . . .	<u>14,734,000</u>	<u>9,438,000</u>	<u>6,612,000</u>
Improved . . . . .	11,933,000	7,288,000	5,046,000
Unimproved . . . . .	2,801,000	2,150,000	1,566,000

Source: Directorate: Deputy Chief of Staff, Systems and Logistics,  
Directorate of Supply and Services, RCS: DD-I&L(SA) 429

UNCLASSIFIED

## MILITARY ASSISTANCE PROGRAM

## PART VI

### INTRODUCTION

The tables in this section provide all available summary data on the Military Assistance Programs, MAP and MASF. (Detailed lists by fiscal year of materiel and training accomplishment of the Military Assistance plans for an area or country) administered by the Air Force. The countries are summarized by their geographical location, Europe and Middle East, Africa, East Asia and Pacific and Western Hemisphere. MAP supported countries and MASF supported countries are reflected in separate tables. The MAP consists of materiel, services, and training provided to eligible allies as specified by the Congress either without charge (Grant Aid) or by Foreign Military Sales (FMS). The MASF program consists of materiel, services, and training provided without charge to Vietnam, Laos, Thailand and some forces of Korea, appropriation requests are defended before Congress by the military departments. There have been deliveries of aircraft to MAP/MASF recipients that are no longer being supported by MAP and in converse there are some aircraft not MAP provided, however, they are supported by MAP. The summary tables reflecting deliveries includes all reported deliveries.

The data were compiled from progress reports from major commands on aircraft deliveries and training accomplishment and from Military Assistance Advisory Groups or comparable organizations in each participating country. The Mutual Defense Assistance Act of 1947 enacted into law on 6 October 1949 established the Military Assistance; hence the captions FY 1950 through 1969 as used in the tables indicate an accumulation of data from the date of the enactment. This does not mean that the incipient date for all countries was FY 1950.

### DEFINITIONS

AIRCRAFT ATTRITION - Aircraft lost from MAP inventories by reason of accident, obsolescence, or in combat.

FOREIGN MILITARY SALES - Transactions for military materiel and services which have been ordered and paid for by eligible recipient countries. Such transactions were formerly designated as reimbursable Military Assistance and Military Assistance Sales.

GRANT AID - Military Assistance rendered under the authority of the Foreign Assistance Act of 1961, as amended, for which the United States receives no reimbursement.

MAP AIRCRAFT - Aircraft in foreign countries provided by the USAF under Military Assistance Program.

MAP EMPLOYEES - Category of civilian personnel engaged in activities required in carrying out the Military Assistance Program as administered by the Air Force.

MASF - Military Assistance Service Funded Program consists of materiel, services and training provided without charge to Laos, Thailand, Vietnam and some third country forces supporting Vietnam, funded by the United States Military Services.

MISSION/DESIGN/SERIES - Air Force Regulations 66-11, Designating, Redesignating, and Naming Military Aircraft, dated, 18 September 1962 and 66-11A dated, 15 January 1964 and 66-20, Designating, Redesignating, and Naming Military Rockets and Guided Missiles dated 27 June 1963 and 66-20A, dated, 30 January 1964, establish a uniform system for designating, redesignating, and naming military aircraft and missiles. The phrase Type/Model/Series (T/M/S) has been replaced by Mission/Design/Series (M/D/S) for aircraft and Type/Design/Series (T/D/S) for missiles. For the purpose of this USAF Statistical Digest, Mission/Design/Series will be used for both aircraft and missiles. Note: Certain circumstances prevent the reflection of specific series or a combination of series in a portion of the data.

SPACE - Represents one man-course completed by one student in one class covering a specific subject of instruction.

SECRET

TABLE 66 - MILITARY ASSISTANCE GRANT AID PROGRAM SUPPORTED AIRCRAFT INVENTORY BY STATUS, BY MISSION, DESIGN, AND SERIES OF AIRCRAFT, WORLD-WIDE, AT END OF QUARTER - FY 1969

MISSION, DESIGN, AND SERIES OF AIRCRAFT	30 SEPTEMBER 1968			31 DECEMBER 1968			31 MARCH 1969			30 JUNE 1969		
	Total	Active	In-Active	Total	Active	In-Active	Total	Active	In-Active	Total	Active	In-Active
<u>INVENTORY - TOTAL</u> . . . . .	<u>2,411</u>	<u>2,364</u>	<u>47</u>	<u>2,421</u>	<u>2,351</u>	<u>70</u>	<u>2,445</u>	<u>2,355</u>	<u>90</u>	<u>2,402</u>	<u>2,332</u>	<u>72</u>
<u>ATTACK - TOTAL</u> . . . . .	<u>23</u>	<u>23</u>	-	<u>23</u>	<u>23</u>	-	<u>23</u>	<u>23</u>	-	<u>23</u>	<u>23</u>	-
A-4E . . . . .	23	23	-	23	23	-	23	23	-	23	23	-
<u>BOMBER - TOTAL</u> . . . . .	<u>23</u>	<u>18</u>	<u>5</u>	<u>22</u>	<u>17</u>	<u>5</u>	<u>23</u>	<u>17</u>	<u>6</u>	<u>9</u>	<u>4</u>	<u>5</u>
B-26 . . . . .	23	18	5	22	17	5	23	17	6	9	4	5
<u>PATROL - TOTAL</u> . . . . .	<u>10</u>	<u>10</u>	-	<u>10</u>	<u>10</u>	-	-	-	-	-	-	-
P-2F . . . . .	10	10	-	10	10	-	-	-	-	-	-	-
<u>FIGHTER - TOTAL</u> . . . . .	<u>1,228</u>	<u>1,220</u>	<u>8</u>	<u>1,242</u>	<u>1,218</u>	<u>24</u>	<u>1,258</u>	<u>1,229</u>	<u>29</u>	<u>1,250</u>	<u>1,230</u>	<u>20</u>
F-5A/B/C/D . . . . .	311	308	3	311	308	3	319	316	3	319	319	-
RF-5A . . . . .	-	-	-	-	-	-	2	2	-	3	3	-
F-84F . . . . .	206	206	-	201	201	-	212	212	-	197	197	-
F-86D/F . . . . .	347	342	5	359	338	21	346	320	26	346	326	20
F-100A/D/F . . . . .	101	101	-	99	99	-	99	99	-	98	98	-
F/TF-102 . . . . .	12	12	-	18	18	-	22	22	-	32	32	-
F/TF-104A/B/G . . . . .	151	151	-	154	154	-	159	159	-	155	155	-
RF-34F . . . . .	78	78	-	78	78	-	78	78	-	79	79	-
RF-36F . . . . .	10	10	-	10	10	-	10	10	-	10	10	-
RF-101A . . . . .	4	4	-	4	4	-	4	4	-	4	4	-
RF-104G . . . . .	8	8	-	8	8	-	7	7	-	7	7	-
<u>ANTI-SUB - TOTAL</u> . . . . .	<u>12</u>	<u>12</u>	-	<u>12</u>	<u>12</u>	-	-	-	-	-	-	-
S-2A . . . . .	12	12	-	12	12	-	-	-	-	-	-	-
<u>CARGO - TOTAL</u> . . . . .	<u>437</u>	<u>428</u>	<u>9</u>	<u>435</u>	<u>425</u>	<u>10</u>	<u>445</u>	<u>433</u>	<u>12</u>	<u>433</u>	<u>409</u>	<u>24</u>
C-46 . . . . .	97	97	-	100	100	-	100	100	-	99	77	22
C-47 (EC/RC) . . . . .	280	272	8	276	266	10	276	266	10	253	252	1
C-54 . . . . .	16	15	1	16	16	-	18	16	2	16	15	1
C-118/DC-6 . . . . .	1	1	-	1	1	-	1	1	-	1	1	-
C-119 . . . . .	38	38	-	38	38	-	43	43	-	57	57	-
C-130E . . . . .	5	5	-	4	4	-	7	7	-	7	7	-
<u>TRAINING - TOTAL</u> . . . . .	<u>458</u>	<u>441</u>	<u>17</u>	<u>459</u>	<u>439</u>	<u>20</u>	<u>467</u>	<u>448</u>	<u>19</u>	<u>469</u>	<u>458</u>	<u>11</u>
T-6G . . . . .	8	8	-	-	-	-	-	-	-	-	-	-
T-28A/B/D . . . . .	119	112	7	122	115	7	125	120	5	124	124	-
T-33A . . . . .	239	234	5	238	233	5	234	228	6	231	229	2
RF-33A . . . . .	6	6	-	6	6	-	6	6	-	6	6	-
T-37B/C . . . . .	72	72	-	71	71	-	71	71	-	63	63	-
T-41C/D . . . . .	14	9	5	22	14	8	31	23	8	45	36	9
<u>UTILITY - TOTAL</u> . . . . .	<u>105</u>	<u>102</u>	<u>3</u>	<u>104</u>	<u>100</u>	<u>4</u>	<u>114</u>	<u>97</u>	<u>17</u>	<u>104</u>	<u>92</u>	<u>12</u>
HU-16 . . . . .	19	18	1	19	18	1	31	15	16	27	15	12
U-6A . . . . .	7	7	-	7	7	-	7	7	-	1	1	-
U-17A . . . . .	79	77	2	78	75	3	76	75	1	76	76	-
<u>OBSERVATION - TOTAL</u> . . . . .	<u>17</u>	<u>14</u>	<u>3</u>	<u>17</u>	<u>14</u>	<u>3</u>	<u>17</u>	<u>14</u>	<u>3</u>	<u>17</u>	<u>17</u>	-
O1A/E . . . . .	17	14	3	17	14	3	17	14	3	17	17	-
<u>HELICOPTER - TOTAL</u> . . . . .	<u>98</u>	<u>96</u>	<u>2</u>	<u>97</u>	<u>93</u>	<u>4</u>	<u>98</u>	<u>94</u>	<u>4</u>	<u>97</u>	<u>97</u>	-
CH/UH-34A/C/D . . . . .	3	3	-	3	3	-	3	3	-	3	3	-
OH-13 . . . . .	13	13	-	13	13	-	13	13	-	12	12	-
OH-23F . . . . .	3	3	-	3	3	-	3	3	-	3	3	-
EH-55A . . . . .	1	1	-	1	1	-	1	1	-	1	1	-
UH-1B/D . . . . .	20	20	-	19	19	-	20	20	-	23	23	-
UH/H-19A/B/D . . . . .	58	56	2	58	54	4	58	54	4	55	55	-

Source: Data Applications Division, Data Services Center, Comptroller of the Air Force.

a/ Philippines: 4 UH-1H aircraft gained from Army 1 April 1969 not reflected in inventory during FY 1969.

SECRET

DOWNGRADED AT 12 YEAR INTERVALS;  
NOT AUTOMATICALLY DECLASSIFIED  
DOD DIR. 5200.10

TABLE 67 - MILITARY ASSISTANCE GRANT AID PROGRAM SUPPORTED AIRCRAFT INVENTORY BY STATUS, BY MISSION, DESIGN, AND SERIES OF AIRCRAFT, BY COUNTRY, WORLD-WIDE, AT END OF QUARTER - FY 1969

COUNTRY AND MISSION, DESIGN, AND SERIES OF AIRCRAFT	30 SEPTEMBER 1968			31 DECEMBER 1968			31 MARCH 1969			30 JUNE 1969		
	Total	Active	In-Active	Total	Active	In-Active	Total	Active	In-Active	Total	Active	In-Active
TOTAL . . . . .	2,411	2,364	47	2,421	2,351	70	2,445	2,355	90	2,402	2,330	72
EUROPE AND MIDDLE EAST -												
TOTAL . . . . .	802	802	-	804	804	-	838	826	12	865	844	21
Greece - Total . . . . .	191	191	-	191	191	-	217	205	12	247	226	21
F-5A/B . . . . .	45	45	-	45	45	-	48	48	-	50	50	-
F-84F . . . . .	25	25	-	25	25	-	25	25	-	25	25	-
F/TF-104G . . . . .	37	37	-	37	37	-	42	42	-	41	41	-
TF-102 . . . . .	-	-	-	-	-	-	-	-	-	2	2	-
RF-84F . . . . .	17	17	-	17	17	-	17	17	-	23	23	-
C-47 . . . . .	16	16	-	16	16	-	16	16	-	16	16	-
T-33A . . . . .	25	25	-	25	25	-	22	22	-	32	32	-
T-37C . . . . .	16	16	-	16	16	-	16	16	-	16	16	-
T-41C/D . . . . .	-	-	-	-	-	-	9	9	-	20	11	9
HU-16 . . . . .	-	-	-	-	-	-	12	-	12	12	-	12
UH-19D . . . . .	10	10	-	10	10	-	10	10	-	10	10	-
Spain - Total . . . . .	20	20	-	20	20	-	20	20	-	20	20	-
F/TF-104G . . . . .	20	20	-	20	20	-	20	20	-	20	20	-
Turkey - Total . . . . .	591	591	-	593	593	-	601	601	-	598	598	-
F-5A/B . . . . .	78	78	-	76	76	-	75	75	-	75	75	-
RF-5A . . . . .	-	-	-	-	-	-	2	2	-	3	3	-
F-84F . . . . .	181	181	-	176	176	-	176	176	-	172	172	-
F-86E . . . . .	-	-	-	-	-	-	-	-	-	-	-	-
F-100D/F . . . . .	37	37	-	36	36	-	36	36	-	35	35	-
F/TF-102 . . . . .	12	12	-	18	18	-	22	22	-	30	30	-
F/TF-104 . . . . .	39	39	-	43	43	-	43	43	-	41	41	-
RF-84F . . . . .	61	61	-	61	61	-	61	61	-	56	56	-
C-47 . . . . .	70	70	-	70	70	-	70	70	-	70	70	-
C-54 . . . . .	2	2	-	2	2	-	2	2	-	2	2	-
C-130E . . . . .	5	5	-	4	4	-	4	4	-	4	4	-
T-33A . . . . .	43	43	-	45	45	-	48	48	-	48	48	-
T-37C . . . . .	48	48	-	47	47	-	47	47	-	47	47	-
UH/HH-19 . . . . .	15	15	-	15	15	-	15	15	-	15	15	-
AFRICA - TOTAL . . . . .	113	113	-	112	112	-	113	113	-	113	113	-
Congo - Total . . . . .	22	22	-	23	23	-	26	26	-	26	26	-
C-47 . . . . .	11	11	-	9	9	-	8	8	-	8	8	-
C-54 . . . . .	2	2	-	2	2	-	2	2	-	2	2	-
T-28D . . . . .	9	9	-	12	12	-	16	16	-	16	16	-
Ethiopia - Total . . . . .	80	80	-	78	78	-	76	76	-	76	76	-
F-5A/B . . . . .	12	12	-	12	12	-	11	11	-	11	11	-
F-86F . . . . .	11	11	-	11	11	-	11	11	-	11	11	-
RT-33A . . . . .	2	2	-	2	2	-	2	2	-	2	2	-
C-47 . . . . .	6	6	-	5	5	-	5	5	-	5	5	-
C-54 . . . . .	2	2	-	2	2	-	2	2	-	2	2	-
T-28A . . . . .	26	26	-	26	26	-	25	25	-	25	25	-
T-33A . . . . .	9	9	-	8	8	-	8	8	-	8	8	-
U-17A . . . . .	12	12	-	12	12	-	12	12	-	12	12	-
Morocco - Total . . . . .	11	11	-	11	11	-	11	11	-	11	11	-
F-5A/B . . . . .	11	11	-	11	11	-	11	11	-	11	11	-

DOWNGRADED AT 12 YEAR INTERVALS;  
NOT AUTOMATICALLY DECLASSIFIED  
DOD DIR. 5200.10

SECRET

~~SECRET~~

TABLE 67 - MILITARY ASSISTANCE GRANT AID PROGRAM SUPPORTED AIRCRAFT INVENTORY BY STATUS, BY MISSION, DESIGN, AND SERIES OF AIRCRAFT, BY COUNTRY, WORLD-WIDE, AT END OF QUARTER - FY 1969 (CONTINUED)

COUNTRY AND MISSION, DESIGN, AND SERIES OF AIRCRAFT	30 SEPTEMBER 1968			31 DECEMBER 1968			31 MARCH 1969			30 JUNE 1969		
	Total	Active	In-Active	Total	Active	In-Active	Total	Active	In-Active	Total	Active	In-Active
<u>FAR EAST AND PACIFIC -</u>												
<u>TOTAL</u> . . . . .	<u>1,043</u>	<u>1,008</u>	<u>35</u>	<u>1,065</u>	<u>1,010</u>	<u>55</u>	<u>1,082</u>	<u>1,028</u>	<u>54</u>	<u>1,083</u>	<u>1,046</u>	<u>37</u>
<u>Korea - Total</u> . . . . .	<u>329</u>	<u>329</u>	<u>-</u>	<u>330</u>	<u>330</u>	<u>-</u>	<u>331</u>	<u>331</u>	<u>-</u>	<u>323</u>	<u>323</u>	<u>-</u>
F-5A/B. . . . .	73	73	-	73	73	-	78	78	-	76	76	-
F-86D . . . . .	27	27	-	26	26	-	25	25	-	24	24	-
F-86F . . . . .	105	105	-	105	105	-	105	105	-	103	103	-
RF-86F . . . . .	10	10	-	10	10	-	10	10	-	10	10	-
C-46. . . . .	33	33	-	36	36	-	36	36	-	36	36	-
T-28A . . . . .	23	23	-	23	23	-	23	23	-	22	22	-
T-33A . . . . .	34	34	-	33	33	-	31	31	-	29	29	-
O-1A/E. . . . .	12	12	-	12	12	-	12	12	-	12	12	-
UH-1H . . . . .	6	6	-	6	6	-	5	5	-	5	5	-
UH-19A. . . . .	6	6	-	6	6	-	6	6	-	6	6	-
<u>Philippines - Total a/</u>	<u>156</u>	<u>121</u>	<u>35</u>	<u>163</u>	<u>123</u>	<u>40</u>	<u>162</u>	<u>123</u>	<u>39</u>	<u>160</u>	<u>160</u>	<u>-</u>
F-5A. . . . .	22	19	3	22	19	3	22	19	3	22	22	-
F-86F . . . . .	26	21	5	26	20	6	26	20	6	25	25	-
HU-16A. . . . .	2	1	1	2	1	1	2	1	1	2	2	-
C-47. . . . .	31	24	7	30	23	7	30	23	7	29	29	-
T-28A . . . . .	13	8	5	13	8	5	13	8	5	13	13	-
T/RT-33A . . . . .	14	10	4	14	10	4	14	10	4	14	14	-
T-41D . . . . .	14	9	5	22	14	8	22	14	8	22	22	-
O-1A/E. . . . .	5	2	3	5	2	3	5	2	3	5	5	-
U-6A . . . . .	1	1	-	1	1	-	1	1	-	1	1	-
U-17 . . . . .	23	22	1	23	21	2	22	21	1	22	22	-
UH-19 . . . . .	2	1	1	2	1	1	2	1	1	2	2	-
UH-34D. . . . .	3	3	-	3	3	-	3	3	-	3	3	-
<u>Republic of China</u> . . . . .	<u>558</u>	<u>558</u>	<u>-</u>	<u>572</u>	<u>557</u>	<u>15</u>	<u>589</u>	<u>574</u>	<u>15</u>	<u>600</u>	<u>563</u>	<u>37</u>
F-5A/B. . . . .	70	70	-	72	72	-	74	74	-	74	74	-
F-86F . . . . .	152	152	-	166	151	15	165	150	15	164	149	15
F-100A/F. . . . .	64	64	-	63	63	-	63	63	-	63	63	-
F/TR-104A/B/G . . . . .	55	55	-	54	54	-	54	54	-	53	53	-
RF-101A . . . . .	4	4	-	4	4	-	4	4	-	4	4	-
RF-104G . . . . .	8	8	-	8	8	-	7	7	-	7	7	-
HU-16A. . . . .	10	10	-	10	10	-	10	10	-	10	10	-
C-46. . . . .	59	59	-	59	59	-	59	59	-	59	37	22
C-47. . . . .	23	23	-	23	23	-	23	23	-	23	23	-
C-118 . . . . .	1	1	-	1	1	-	1	1	-	1	1	-
C-119 . . . . .	26	26	-	26	26	-	43	43	-	57	57	-
T-28A . . . . .	19	19	-	19	19	-	19	19	-	19	19	-
T-33A . . . . .	53	53	-	53	53	-	53	53	-	52	52	-
UH/HH-19B . . . . .	7	7	-	7	7	-	7	7	-	7	7	-
U-17A . . . . .	7	7	-	7	7	-	7	7	-	7	7	-
<u>WESTERN HEMISPHERE-TOTAL</u>	<u>453</u>	<u>441</u>	<u>12</u>	<u>440</u>	<u>425</u>	<u>15</u>	<u>412</u>	<u>388</u>	<u>24</u>	<u>341</u>	<u>327</u>	<u>14</u>
<u>Argentina - Total</u> . . . . .	<u>70</u>	<u>69</u>	<u>1</u>	<u>70</u>	<u>67</u>	<u>3</u>	<u>75</u>	<u>65</u>	<u>10</u>	<u>68</u>	<u>62</u>	<u>6</u>
A-4B . . . . .	23	23	-	23	23	-	23	23	-	23	23	-
F-86F . . . . .	19	19	-	19	19	-	19	14	5	19	14	5
C-47. . . . .	16	16	-	16	16	-	16	16	-	13	13	-
C-54. . . . .	1	1	-	1	1	-	3	1	2	2	1	1
C-130 . . . . .	-	-	-	-	-	-	3	3	-	3	3	-
HU-16 . . . . .	3	3	-	3	3	-	3	3	-	3	3	-
UH-1D . . . . .	4	4	-	4	4	-	4	4	-	5	5	-
UH-19 . . . . .	4	3	1	4	1	3	4	1	3	-	-	-

DOWNGRADED AT 12 YEAR INTERVALS;  
NOT AUTOMATICALLY DECLASSIFIED  
DOD DIR. 5200.10

~~SECRET~~

~~SECRET~~

**TABLE 67 - MILITARY ASSISTANCE GRANT AID PROGRAM SUPPORTED AIRCRAFT INVENTORY BY STATUS, BY MISSION, DESIGN, AND SERIES OF AIRCRAFT, BY COUNTRY, WORLD-WIDE, AT END OF QUARTER - FY 1969 (CONTINUED)**

COUNTRY AND MISSION, DESIGN, AND SERIES OF AIRCRAFT	30 SEPTEMBER 1968			31 DECEMBER 1968			31 MARCH 1969			30 JUNE 1969		
	Total	Active	In-Active	Total	Active	In-Active	Total	Active	In-Active	Total	Active	In-Active
<b>WESTERN HEMISPHERE</b>												
<b>(Continued)</b>												
<u>Bolivia - Total</u> . . . . .	26	26	-	25	25	-	24	24	-	28	28	-
C-47. . . . .	12	12	-	12	12	-	12	12	-	12	12	-
T-28. . . . .	6	6	-	6	6	-	6	6	-	6	6	-
T-41C/D . . . . .	-	-	-	-	-	-	-	-	-	3	3	-
U-17A . . . . .	6	6	-	5	5	-	4	4	-	4	4	-
UH-19B. . . . .	2	2	-	2	2	-	2	2	-	3	3	-
<u>Brazil - Total</u> . . . . .	34	34	-	34	34	-	-	-	-	-	-	-
P-2E . . . . .	10	10	-	10	10	-	-	-	-	-	-	-
S-2A . . . . .	12	12	-	12	12	-	-	-	-	-	-	-
C-119G. . . . .	12	12	-	12	12	-	-	-	-	-	-	-
<u>Colombia - Total</u> . . . . .	78	77	1	76	75	1	77	75	2	73	71	2
RT-33 . . . . .	4	4	-	4	4	-	4	4	-	4	4	-
C-47. . . . .	19	19	-	19	19	-	19	19	-	19	19	-
C-54. . . . .	6	6	-	6	6	-	6	6	-	6	6	-
T-33A . . . . .	23	22	1	22	21	1	20	18	2	19	17	2
OH-13 . . . . .	12	12	-	12	12	-	12	12	-	12	12	-
UH-1B . . . . .	8	8	-	7	7	-	10	10	-	13	13	-
U-6A . . . . .	6	6	-	6	6	-	6	6	-	-	-	-
<u>Dominican Republic - Total</u> . . . . .	18	18	-	18	18	-	18	18	-	15	15	-
C-46. . . . .	5	5	-	5	5	-	5	5	-	4	4	-
C-47. . . . .	4	4	-	4	4	-	4	4	-	4	4	-
T-28A . . . . .	6	6	-	6	6	-	6	6	-	6	6	-
T-33A . . . . .	2	2	-	2	2	-	2	2	-	-	-	-
H-19 . . . . .	1	1	-	1	1	-	1	1	-	1	1	-
<u>Ecuador - Total</u> . . . . .	30	28	2	31	27	4	32	30	2	24	24	-
C-47 . . . . .	10	10	-	11	9	2	12	10	2	4	4	-
T-28 . . . . .	6	4	2	6	4	2	6	6	-	6	6	-
T-33A . . . . .	9	9	-	9	9	-	9	9	-	9	9	-
HH-19B. . . . .	5	5	-	5	5	-	5	5	-	5	5	-
<u>El Salvador - Total</u> . . . . .	9	8	1	9	8	1	9	9	-	9	9	-
C-47. . . . .	4	4	-	4	4	-	4	4	-	4	4	-
U-17. . . . .	5	4	1	5	4	1	5	5	-	5	5	-
<u>Guatemala - Total</u> . . . . .	22	16	6	22	17	5	22	17	5	24	19	5
B-26. . . . .	5	-	5	5	-	5	5	-	5	-	-	5
C-47. . . . .	7	7	-	7	7	-	7	7	-	9	9	-
C-54. . . . .	1	-	1	1	1	-	1	1	-	1	1	-
T-33A . . . . .	6	6	-	6	6	-	6	6	-	6	6	-
UH-19 . . . . .	3	3	-	3	3	-	3	3	-	3	3	-

DOWNGRADED AT 12 YEAR INTERVALS;  
 NOT AUTOMATICALLY DECLASSIFIED  
 DOD DIR. 5200.10

~~SECRET~~

TABLE 67 - MILITARY ASSISTANCE GRANT AID PROGRAM SUPPORTED AIRCRAFT INVENTORY BY STATUS, BY MISSION, DESIGN, AND SERIES OF AIRCRAFT, BY COUNTRY, WORLD-WIDE, AT END OF QUARTER - FY 1969 (CONTINUED)

COUNTRY AND MISSION, DESIGN, AND SERIES OF AIRCRAFT	30 SEPTEMBER 1968			31 DECEMBER 1968			31 MARCH 1969			30 JUNE 1969		
	Total	Active	In-Active	Total	Active	In-Active	Total	Active	In-Active	Total	Active	In-Active
<u>WESTERN HEMISPHERE</u> (Continued)												
<u>Honduras - Total</u> . . . . .	18	17	1	18	17	1	18	17	1	19	18	1
C-47 . . . . .	5	4	1	5	4	1	5	4	1	6	5	1
C-54 . . . . .	1	1	-	1	1	-	1	1	-	1	1	-
T-28A . . . . .	5	5	-	5	5	-	5	5	-	5	5	-
U-17 . . . . .	4	4	-	4	4	-	4	4	-	4	4	-
UH-19B . . . . .	3	3	-	3	3	-	3	3	-	3	3	-
<u>Nicaragua - Total</u> . . . . .	30	30	-	30	30	-	30	30	-	30	30	-
B-26 . . . . .	4	4	-	4	4	-	4	4	-	4	4	-
C-47 . . . . .	4	4	-	4	4	-	4	4	-	4	4	-
U-17A . . . . .	9	9	-	9	9	-	9	9	-	9	9	-
T-28A . . . . .	6	6	-	6	6	-	6	6	-	6	6	-
T-33A . . . . .	6	6	-	6	6	-	6	6	-	6	6	-
TH-55A . . . . .	1	1	-	1	1	-	1	1	-	1	1	-
<u>Paraguay - Total</u> . . . . .	19	19	-	19	19	-	19	19	-	19	19	-
C-47 . . . . .	14	14	-	14	14	-	14	14	-	14	14	-
U-17 . . . . .	5	5	-	5	5	-	5	5	-	5	5	-
<u>Peru - Total</u> . . . . .	61	61	-	58	58	-	58	54	4	-	-	-
B-26 . . . . .	14	14	-	13	13	-	14	13	1	-	-	-
F-86F . . . . .	7	7	-	6	6	-	6	6	-	-	-	-
HU-16 . . . . .	4	4	-	4	4	-	4	1	3	-	-	-
C-47 . . . . .	15	15	-	14	14	-	14	14	-	-	-	-
C-54 . . . . .	1	1	-	1	1	-	1	1	-	-	-	-
T-33A . . . . .	9	9	-	9	9	-	9	9	-	-	-	-
T-37B/C . . . . .	8	8	-	8	8	-	8	8	-	-	-	-
OH-13 . . . . .	1	1	-	1	1	-	1	1	-	-	-	-
U-1D . . . . .	2	2	-	2	2	-	1	1	-	-	-	-
<u>Uruguay - Total</u> . . . . .	38	38	-	30	30	-	30	30	-	32	32	-
C-47 . . . . .	13	13	-	13	13	-	13	13	-	13	13	-
T-6G . . . . .	8	8	-	-	-	-	-	-	-	-	-	-
T-33A . . . . .	6	6	-	6	6	-	6	6	-	8	8	-
H-23 . . . . .	3	3	-	3	3	-	3	3	-	3	3	-
U-17A . . . . .	8	8	-	8	8	-	8	8	-	8	8	-

a/Philippines: 4 UH-1H aircraft gained from Army 1 April 1969 not reflected in inventory during FY 1969.

Source: Data Applications Division, Data Services Center, Comptroller of the Air Force.

DOWNGRADED AT 12 YEAR INTERVALS;  
NOT AUTOMATICALLY DECLASSIFIED  
DOD DIR. 5200.10



TABLE 68 — MILITARY ASSISTANCE GRANT AID PROGRAM AIRCRAFT ATTRITION BY MISSION, DESIGN, AND SERIES OF AIRCRAFT, WORLD-WIDE — FY 1969

MISSION, DESIGN, AND SERIES OF AIRCRAFT	TOTAL	OPERATIONAL	NON-OPERATIONAL
<u>TOTAL</u> . . . . .	<u>111</u>	<u>94</u>	<u>17</u>
<u>FIGHTER - TOTAL</u> . . . . .	<u>60</u>	<u>51</u>	<u>9</u>
F-5A/B . . . . .	9	9	-
F-84F . . . . .	15	14	1
F-86D . . . . .	11	3	8
F-86F . . . . .	10	10	-
F-100A/D/F . . . . .	5	5	-
F-104G . . . . .	5	5	-
RF-84F . . . . .	4	4	-
RF-104G . . . . .	1	1	-
<u>CARGO - TOTAL</u> . . . . .	<u>17</u>	<u>10</u>	<u>7</u>
C-46 . . . . .	9	3	6
C-47 . . . . .	5	4	1
C-119G . . . . .	2	2	-
C-130E . . . . .	1	1	-
<u>TRAINER - TOTAL</u> . . . . .	<u>20</u>	<u>20</u>	<u>-</u>
T-28 . . . . .	6	6	-
T-33A . . . . .	12	12	-
T-37 . . . . .	2	2	-
<u>UTILITY - TOTAL</u> . . . . .	<u>5</u>	<u>5</u>	<u>-</u>
HU-16A . . . . .	1	1	-
U-17A . . . . .	4	4	-
<u>OBSERVATION - TOTAL</u> . . . . .	<u>1</u>	<u>1</u>	<u>-</u>
O-1A/E . . . . .	1	1	-
<u>HELICOPTER - TOTAL</u> . . . . .	<u>8</u>	<u>7</u>	<u>1</u>
UH-1B/D . . . . .	4	4	-
U-19 . . . . .	4	3	1

Source: Data Applications Division, Data Services Center, Comptroller of the Air Force.

DOWNGRADED AT 12 YEAR INTERVALS;  
 NOT AUTOMATICALLY DECLASSIFIED  
 DOD DIR. 5200.10

SECRET

TABLE 69 - MILITARY ASSISTANCE GRANT AID PROGRAM AIRCRAFT HOURS FLOWN BY MISSION, DESIGN, AND SERIES OF AIRCRAFT, WORLD-WIDE, BY QUARTER - FY 1969

MISSION, DESIGN, AND SERIES OF AIRCRAFT	TOTAL	FIRST QUARTER	SECOND QUARTER	THIRD QUARTER	FOURTH QUARTER
<u>HOURS - TOTAL</u> . . . . .	<u>554,494</u>	<u>141,356</u>	<u>144,525</u>	<u>120,394</u>	<u>148,219</u>
<u>ATTACK - TOTAL</u> . . . . .	<u>5,284</u>	<u>1,370</u>	<u>1,389</u>	<u>1,108</u>	<u>1,417</u>
A-4B . . . . .	-	1,370	1,389	1,108	1,417
<u>BOMBER - TOTAL</u> . . . . .	<u>1,801</u>	<u>783</u>	<u>988</u>	<u>10</u>	<u>20</u>
B-26 . . . . .	1,801	783	988	10	20
<u>FIGHTER - TOTAL</u> . . . . .	<u>242,035</u>	<u>62,912</u>	<u>61,263</u>	<u>51,600</u>	<u>66,260</u>
F-5A/B/C/D . . . . .	73,762	18,329	18,118	16,293	21,022
F-80C . . . . .	-	-	-	-	-
F-84F . . . . .	30,019	8,483	7,932	4,917	8,687
F-86D/F . . . . .	70,327	17,962	19,901	16,069	16,395
F-100A/D/F . . . . .	22,744	6,189	5,331	4,952	6,272
F/TF-102 . . . . .	1,911	177	490	515	729
F-104A/B/G . . . . .	23,967	6,450	5,043	5,273	7,201
TF-104G . . . . .	3,327	1,194	551	781	801
RF-5A . . . . .	13	-	-	-	13
RF-84F . . . . .	10,845	2,852	2,425	1,825	3,743
RF-86F . . . . .	2,287	651	565	528	543
RF-101A . . . . .	1,100	264	357	167	312
RF-104G . . . . .	1,733	361	550	280	542
<u>CARGO - TOTAL</u> . . . . .	<u>138,945</u>	<u>36,610</u>	<u>34,712</u>	<u>30,672</u>	<u>36,951</u>
C-46 . . . . .	23,517	6,281	5,461	5,536	6,239
C-47 . . . . .	93,665	25,317	24,153	20,924	23,271
C-54 . . . . .	7,009	1,831	1,796	1,119	2,263
C-118/DC-6 . . . . .	314	78	99	123	14
C-119G . . . . .	11,788	2,337	2,729	2,468	4,254
C-130E . . . . .	2,652	766	474	502	910
<u>TRAINER - TOTAL</u> . . . . .	<u>120,483</u>	<u>27,852</u>	<u>33,320</u>	<u>26,121</u>	<u>33,190</u>
T-6G . . . . .	1,016	1,016	-	-	-
T-28A/B/D . . . . .	29,116	6,056	8,578	7,270	7,212
T-33A . . . . .	55,591	13,207	15,597	12,220	14,567
RT-33A . . . . .	2,579	846	715	490	528
T-37A . . . . .	26,646	6,489	8,196	4,500	7,461
T-41C/D . . . . .	5,535	238	234	1,641	3,422
<u>UTILITY - TOTAL</u> . . . . .	<u>23,273</u>	<u>6,108</u>	<u>6,118</u>	<u>5,904</u>	<u>5,143</u>
HU-16 . . . . .	4,914	1,198	1,430	1,113	1,173
U-6A . . . . .	854	281	277	296	-
U-17A . . . . .	17,505	4,629	4,411	4,495	3,970
<u>OBSERVATION - TOTAL</u> . . . . .	<u>2,466</u>	<u>555</u>	<u>646</u>	<u>627</u>	<u>638</u>
O-1A/E . . . . .	2,466	555	646	627	638
<u>HELICOPTER - TOTAL</u> . . . . .	<u>20,207</u>	<u>5,166</u>	<u>6,089</u>	<u>4,352</u>	<u>4,600</u>
CH/UH-34A/C/D . . . . .	574	136	200	140	98
OH-13 . . . . .	3,194	796	1,295	692	411
OH-23F . . . . .	478	139	121	124	94
TH-55A . . . . .	55	-	6	30	19
UH/HH-1B/D . . . . .	7,722	1,893	2,308	1,539	1,982
UH/HH-19B . . . . .	8,184	2,202	2,159	1,827	1,996

Source: Data Applications, Data Services Center, Comptroller of the Air Force.

DOWNGRADED AT 12 YEAR INTERVALS;  
NOT AUTOMATICALLY DECLASSIFIED  
DOD DIR. 5200.10

TABLE 70 - MILITARY ASSISTANCE GRANT AID PROGRAM AIRCRAFT HOURS FLOWN BY MISSION, DESIGN, AND SERIES OF AIRCRAFT, BY COUNTRY, WORLD-WIDE, BY QUARTER - FY 1969

COUNTRY AND MISSION, DESIGN, AND SERIES OF AIRCRAFT	TOTAL	FIRST QUARTER	SECOND QUARTER	THIRD QUARTER	FOURTH QUARTER
<u>TOTAL</u> . . . . .	<u>554,494</u>	<u>141,356</u>	<u>144,525</u>	<u>120,394</u>	<u>148,219</u>
<u>EUROPE AND MIDDLE EAST - TOTAL</u> . . . . .	<u>158,618</u>	<u>42,542</u>	<u>36,987</u>	<u>30,979</u>	<u>48,110</u>
<u>Greece - Total</u> . . . . .	<u>43,345</u>	<u>12,706</u>	<u>8,771</u>	<u>9,977</u>	<u>11,891</u>
F-5A/B . . . . .	10,630	3,313	2,277	2,235	2,805
F-84F . . . . .	3,600	1,000	900	950	750
F/TF-104G . . . . .	7,201	2,328	542	1,894	2,437
RF-84F . . . . .	3,852	1,113	896	578	1,265
C-47 . . . . .	4,208	1,152	896	960	1,200
T-33A . . . . .	4,918	1,256	1,367	1,495	800
T-37C . . . . .	7,706	2,065	1,694	1,562	2,385
UH-19D . . . . .	1,230	479	199	303	249
<u>Spain - Total</u> . . . . .	<u>2,381</u>	<u>809</u>	<u>453</u>	<u>700</u>	<u>419</u>
F/TF-104G . . . . .	2,381	809	453	700	419
<u>Turkey - Total</u> . . . . .	<u>112,892</u>	<u>29,027</u>	<u>27,763</u>	<u>20,302</u>	<u>35,800</u>
F-5A/B . . . . .	17,873	4,773	4,079	3,106	5,915
RF-5A . . . . .	13	-	-	-	13
F-84F . . . . .	26,419	7,483	7,032	3,967	7,937
F-100D/F . . . . .	7,385	2,239	1,481	1,512	2,153
F/TF-102 . . . . .	1,911	177	490	515	729
F/TF-104G . . . . .	6,206	1,417	1,479	1,231	2,079
RF-84F . . . . .	6,993	1,739	1,529	1,247	2,478
C-47 . . . . .	18,416	5,028	4,846	3,448	5,094
C-54 . . . . .	650	188	156	111	195
C-130E . . . . .	2,015	766	474	290	485
T-33A . . . . .	8,793	1,968	2,194	1,552	3,079
T-37C . . . . .	14,402	2,930	3,458	2,938	5,076
UH/HH-19 . . . . .	1,816	319	545	385	567
<u>AFRICA - TOTAL</u> . . . . .	<u>22,159</u>	<u>5,547</u>	<u>5,693</u>	<u>5,388</u>	<u>5,531</u>
<u>Congo - Total</u> . . . . .	<u>6,591</u>	<u>1,665</u>	<u>1,575</u>	<u>1,398</u>	<u>1,953</u>
C-47 . . . . .	5,184	1,463	1,204	1,208	1,309
C-54 . . . . .	983	103	207	145	528
T-28D . . . . .	424	99	164	45	116
<u>Ethiopia - Total</u> . . . . .	<u>13,317</u>	<u>3,270</u>	<u>3,612</u>	<u>3,450</u>	<u>2,985</u>
F-5A/B . . . . .	2,085	399	557	582	547
F-86F . . . . .	1,732	357	489	508	378
RT-33A . . . . .	168	60	54	36	18
C-47 . . . . .	1,809	498	445	437	429
C-54 . . . . .	664	182	186	145	151
T-28A . . . . .	3,472	860	965	856	791
T-33A . . . . .	1,118	242	374	293	209
U-17A . . . . .	2,269	672	542	593	462
<u>Morocco - Total</u> . . . . .	<u>2,251</u>	<u>612</u>	<u>506</u>	<u>540</u>	<u>593</u>
F-5A/B . . . . .	2,251	612	506	540	593
<u>EAST ASIA AND PACIFIC - TOTAL</u> . . . . .	<u>277,066</u>	<u>65,527</u>	<u>73,025</u>	<u>64,422</u>	<u>74,092</u>
<u>Korea - Total</u> . . . . .	<u>90,072</u>	<u>20,569</u>	<u>25,692</u>	<u>20,670</u>	<u>23,141</u>
F-5A/B . . . . .	19,416	4,434	5,236	4,350	5,396
F-86D/F . . . . .	30,480	6,929	8,767	7,256	7,528
RF-86F . . . . .	2,287	651	565	528	543
C-46 . . . . .	10,155	2,228	2,704	2,369	2,854
T-28A . . . . .	8,590	1,838	2,848	1,896	2,008
T-33A . . . . .	12,361	2,720	3,642	2,804	3,195
O-1A/E . . . . .	2,425	537	644	624	620
UH-1H . . . . .	2,883	775	871	568	669
UH-19A . . . . .	1,475	457	415	275	328

DOWNGRADED AT 12 YEAR INTERVALS;  
NOT AUTOMATICALLY DECLASSIFIED  
DOD DIR. 5200.10

SECRET

TABLE 70 - MILITARY ASSISTANCE GRANT AID PROGRAM AIRCRAFT HOURS FLOWN BY MISSION, DESIGN, AND SERIES OF AIRCRAFT, BY COUNTRY, WORLD-WIDE, BY QUARTER - FY 1969 (CONTINUED)

COUNTRY AND MISSION, DESIGN, AND SERIES OF AIRCRAFT	TOTAL	FIRST QUARTER	SECOND QUARTER	THIRD QUARTER	FOURTH QUARTER
<b>EAST ASIA AND PACIFIC (Continued)</b>					
<u>Philippines - Total</u> . . . . .	<u>40,777</u>	<u>8,278</u>	<u>8,677</u>	<u>11,393</u>	<u>12,429</u>
F-5A/B. . . . .	4,853	1,159	1,218	1,151	1,325
F-86F . . . . .	3,474	748	675	968	843
HU-16A. . . . .	179	36	56	64	23
C-47. . . . .	14,524	3,519	3,785	3,845	3,375
T-28A . . . . .	4,271	573	476	1,630	1,592
T/RT-33A. . . . .	2,927	802	678	812	635
T-41C/D . . . . .	5,531	238	234	1,841	3,418
O-1A/E. . . . .	11	18	2	3	18
UH-1H . . . . .	251	-	-	-	251
UH-19A. . . . .	16	-	4	4	8
U-17 . . . . .	4,136	1,049	1,149	1,135	803
UH-34D. . . . .	574	136	200	140	98
<u>Republic of China - Total</u> . . . . .	<u>146,217</u>	<u>36,650</u>	<u>38,656</u>	<u>32,359</u>	<u>38,552</u>
F-5A/B. . . . .	16,654	3,639	4,245	4,329	4,441
F-86F . . . . .	30,199	8,464	8,556	6,458	6,721
F-100A/F. . . . .	15,359	3,950	3,850	3,440	4,119
F-104A/B/G. . . . .	9,721	2,521	2,721	1,837	2,642
TF-104G . . . . .	1,785	569	399	392	425
RF-101A . . . . .	1,100	264	357	167	312
RF-104G . . . . .	1,733	361	550	280	542
HU-16A . . . . .	3,848	962	963	964	959
C-46. . . . .	13,294	4,032	2,723	3,162	3,377
C-47. . . . .	7,461	1,772	1,890	1,336	2,413
C-118 . . . . .	314	76	99	123	14
C-119C. . . . .	11,788	2,337	2,729	2,468	4,254
T-28A . . . . .	9,043	2,093	3,294	1,800	1,856
T-33A . . . . .	20,152	4,640	5,257	4,601	5,654
UH-19B. . . . .	1,925	496	511	490	428
U-17A . . . . .	1,541	502	512	462	365
<u>WESTERN HEMISPHERE - TOTAL</u> . . . . .	<u>96,651</u>	<u>27,740</u>	<u>28,820</u>	<u>19,605</u>	<u>20,486</u>
<u>Argentina - Total</u> . . . . .	<u>19,548</u>	<u>5,652</u>	<u>5,004</u>	<u>4,346</u>	<u>4,546</u>
A-4B . . . . .	5,284	1,370	1,389	1,108	1,417
F-86F . . . . .	4,018	1,211	1,043	879	885
C-47 . . . . .	6,961	2,144	1,748	1,886	1,183
C-54 . . . . .	725	309	188	22	206
C-130 . . . . .	637	-	-	212	425
HU-16B. . . . .	858	179	403	65	191
UH-1D . . . . .	948	322	232	154	239
UH-19 . . . . .	117	117	-	-	-
<u>Bolivia - Total</u> . . . . .	<u>4,602</u>	<u>1,193</u>	<u>1,157</u>	<u>1,164</u>	<u>1,088</u>
C-47. . . . .	2,625	608	600	685	672
T-28. . . . .	611	114	271	160	66
T-41C/D . . . . .	4	-	-	-	4
U-17A . . . . .	1,017	325	200	224	268
UH-19B. . . . .	345	86	86	95	78
<u>Colombia - Total</u> . . . . .	<u>24,455</u>	<u>6,152</u>	<u>6,922</u>	<u>5,324</u>	<u>6,057</u>
RT-33A. . . . .	2,411	780	661	454	510
T-33A . . . . .	1,849	553	672	239	385
C-47. . . . .	9,602	2,272	2,166	2,236	2,928
C-54. . . . .	3,114	782	742	590	1,000
OH-13 . . . . .	3,178	794	1,281	692	411
U-6A . . . . .	654	261	277	296	-
UH-1B . . . . .	3,447	684	1,123	817	823

DOWNGRADED AT 12 YEAR INTERVALS;  
NOT AUTOMATICALLY DECLASSIFIED  
DOD DIR. 5200.10

TABLE 70 - MILITARY ASSISTANCE GRANT AID PROGRAM AIRCRAFT HOURS FLOWN BY MISSION, DESIGN, AND SERIES OF AIRCRAFT, BY COUNTRY, WORLD-WIDE, BY QUARTER - FY 1969 (CONTINUED)

COUNTRY AND MISSION, DESIGN, AND SERIES OF AIRCRAFT	TOTAL	FIRST QUARTER	SECOND QUARTER	THIRD QUARTER	FOURTH QUARTER
<u>WESTERN HEMISPHERE (Continued)</u>					
<u>Dominican Republic - Total</u> . . . . .	<u>1,050</u>	<u>259</u>	<u>349</u>	<u>216</u>	<u>226</u>
C-46 . . . . .	68	21	34	5	8
C-47 . . . . .	426	96	154	76	102
T-28A . . . . .	434	108	130	84	112
T-33A . . . . .	25	5	9	11	-
H-19 . . . . .	95	29	22	40	4
<u>Ecuador - Total</u> . . . . .	<u>7,732</u>	<u>1,993</u>	<u>2,030</u>	<u>1,696</u>	<u>2,013</u>
T-28 . . . . .	1,028	199	283	261	285
T-33A . . . . .	1,106	401	263	186	256
C-47 . . . . .	4,913	1,263	1,220	1,146	1,284
HH-19 . . . . .	685	130	264	103	188
<u>El Salvador - Total</u> . . . . .	<u>1,942</u>	<u>439</u>	<u>512</u>	<u>432</u>	<u>559</u>
C-47 . . . . .	951	192	319	173	267
U-17A . . . . .	991	247	193	259	292
<u>Guatemala - Total</u> . . . . .	<u>4,036</u>	<u>924</u>	<u>1,051</u>	<u>1,058</u>	<u>1,003</u>
B-26 . . . . .	-	-	-	-	-
C-47 . . . . .	2,864	726	729	747	662
C-54 . . . . .	530	110	191	95	144
T-33A . . . . .	280	40	71	99	70
UH-19 . . . . .	362	48	60	127	127
<u>Honduras - Total</u> . . . . .	<u>2,670</u>	<u>588</u>	<u>530</u>	<u>922</u>	<u>630</u>
C-47 . . . . .	592	213	137	179	63
C-54 . . . . .	117	14	43	21	39
T-28A . . . . .	1,079	132	119	471	357
U-17A . . . . .	764	188	178	246	152
UH-19B . . . . .	118	41	53	5	19
<u>Nicaragua - Total</u> . . . . .	<u>3,499</u>	<u>733</u>	<u>914</u>	<u>892</u>	<u>960</u>
B-26 . . . . .	46	10	6	10	20
C-47 . . . . .	1,562	274	486	387	415
T-28A . . . . .	164	40	28	67	29
T-33A . . . . .	110	35	14	37	24
U-17A . . . . .	1,562	374	374	361	453
TH-55A . . . . .	55	-	6	30	19
<u>Paraguay - Total</u> . . . . .	<u>8,112</u>	<u>2,209</u>	<u>2,162</u>	<u>3,026</u>	<u>1,715</u>
C-47 . . . . .	5,939	1,583	1,624	1,499	1,233
U-17 . . . . .	2,173	626	538	527	482
<u>Peru - Total</u> . . . . .	<u>11,049</u>	<u>4,648</u>	<u>6,401</u>	-	-
B-26 . . . . .	1,755	773	982	-	-
F-86F . . . . .	424	253	171	-	-
HU-16 . . . . .	29	21	8	-	-
C-47 . . . . .	2,795	1,581	1,214	-	-
C-54 . . . . .	226	143	83	-	-
T-33A . . . . .	1,073	269	804	-	-
T-37B/C . . . . .	4,538	1,494	3,044	-	-
OH-13 . . . . .	16	2	14	-	-
U-1D . . . . .	193	112	81	-	-
<u>Uruguay - Total</u> . . . . .	<u>7,956</u>	<u>2,950</u>	<u>1,788</u>	<u>1,529</u>	<u>1,689</u>
C-47 . . . . .	2,831	873	690	626	742
T-6G . . . . .	1,016	1,016	-	-	-
T-33A . . . . .	879	276	252	91	260
H-23 . . . . .	478	130	121	124	94
U-17 . . . . .	2,752	646	725	688	693

Source: Data Applications Division, Data Services Center, Comptroller of the Air Force.

DOWNGRADED AT 12 YEAR INTERVALS;  
NOT AUTOMATICALLY DECLASSIFIED  
DOD DIR. 5200.10

(This page is Confidential.)

TABLE 71 - MILITARY ASSISTANCE GRANT AID PROGRAM AIRCRAFT DELIVERIES BY MISSION, DESIGN, AND SERIES OF AIRCRAFT, WORLD-WIDE - BY QUARTER - FY 1969

MISSION, DESIGN, AND SERIES OF AIRCRAFT	FY 1969				
	Total	First Quarter	Second Quarter	Third Quarter	Fourth Quarter
<u>TOTAL</u> . . . . .	<u>250</u>	<u>65</u>	<u>47</u>	<u>78</u>	<u>60</u>
<u>FIGHTER - TOTAL</u> . . . . .	<u>108</u>	<u>34</u>	<u>21</u>	<u>26</u>	<u>27</u>
F-5A . . . . .	38	16	3	14	5
RF-5A . . . . .	16	1	9	5	1
F-5B . . . . .	10	3	3	2	2
TF-51 . . . . .	1	-	-	1	-
F-102 . . . . .	30	10	6	4	10
TF-102 . . . . .	4	-	-	-	4
F-104G . . . . .	6	3	-	-	3
TF-104G . . . . .	3	1	-	-	2
<u>CARGO - TOTAL</u> . . . . .	<u>49</u>	<u>6</u>	<u>6</u>	<u>19</u>	<u>18</u>
C-46D . . . . .	12	6	6	-	-
C-47 . . . . .	5	-	-	2	3
C-119G . . . . .	32	-	-	17	15
<u>TRAINER - TOTAL</u> . . . . .	<u>76</u>	<u>24</u>	<u>18</u>	<u>21</u>	<u>13</u>
T-28D . . . . .	4	2	-	2	-
T-33A . . . . .	34	12	10	-	12
T-41C . . . . .	35	7	8	19	1
T-37B . . . . .	3	3	-	-	-
<u>UTILITY - TOTAL</u> . . . . .	<u>12</u>	<u>-</u>	<u>-</u>	<u>12</u>	<u>-</u>
HU-16 . . . . .	12	-	-	12	-
<u>HELICOPTER - TOTAL</u> . . . . .	<u>5</u>	<u>1</u>	<u>2</u>	<u>-</u>	<u>2</u>
U-17B . . . . .	2	-	2	-	-
UH-19B . . . . .	3	1	-	-	2

Source: Data Applications Division, Data Services Center, Comptroller of the Air Force.

DOWNGRADED AT 3 YEAR INTERVALS;  
DECLASSIFIED AFTER 10 YEARS.  
DOD DIR. 5200.10

~~CONFIDENTIAL~~

**TABLE 72 - MILITARY ASSISTANCE GRANT AID PROGRAM AIRCRAFT DELIVERIES BY RECIPIENT COUNTRY, BY MISSION, DESIGN, AND SERIES OF AIRCRAFT, WORLD-WIDE - BY QUARTER - FY 1969**

COUNTRY AND MISSION, DESIGN, AND SERIES OF AIRCRAFT	FY 1969				
	Total	First Quarter	Second Quarter	Third Quarter	Fourth Quarter
<u>TOTAL</u> . . . . .	<u>250</u>	<u>65</u>	<u>47</u>	<u>78</u>	<u>60</u>
<u>EUROPE - TOTAL</u> . . . . .	<u>66</u>	-	<u>10</u>	<u>36</u>	<u>20</u>
<u>Greece - Total</u> . . . . .	<u>56</u>	-	-	<u>36</u>	<u>20</u>
F-5A . . . . .	4	-	-	4	-
F-5B . . . . .	3	-	-	1	2
F-104G . . . . .	3	-	-	-	3
TF-104G . . . . .	2	-	-	-	2
TF-102A . . . . .	2	-	-	-	2
T-33A . . . . .	10	-	-	-	10
T-41C/D . . . . .	20	-	-	19	1
HU-16B . . . . .	12	-	-	12	-
<u>Portugal - Total</u> . . . . .	<u>10</u>	-	<u>10</u>	-	-
T-33A . . . . .	10	-	10	-	-
<u>NEAR AND MIDDLE EAST</u> . . . . .	<u>81</u>	<u>32</u>	<u>19</u>	<u>12</u>	<u>18</u>
<u>Iran - Total</u> . . . . .	<u>31</u>	<u>8</u>	<u>12</u>	<u>6</u>	<u>5</u>
F-5A . . . . .	17	7	3	2	5
F-5B . . . . .	1	-	-	1	-
RF-5A . . . . .	13	1	9	3	-
<u>Turkey - Total</u> . . . . .	<u>50</u>	<u>24</u>	<u>7</u>	<u>6</u>	<u>13</u>
F-5A . . . . .	9	9	-	-	-
F-5B . . . . .	2	1	1	-	-
RF-5A . . . . .	3	-	-	2	1
F-102A . . . . .	30	10	6	4	10
F-104G . . . . .	3	3	-	-	-
TF-104G . . . . .	1	1	-	-	-
TF-102A . . . . .	2	-	-	-	2
<u>AFRICA - TOTAL</u> . . . . .	<u>4</u>	-	-	<u>4</u>	-
<u>Libya - Total.</u> . . . . .	<u>2</u>	-	-	<u>2</u>	-
C-47 . . . . .	2	-	-	2	-
<u>Republic of Congo - Total.</u> . . . . .	<u>2</u>	-	-	<u>3</u>	-
T-28D . . . . .	2	-	-	3	-

~~CONFIDENTIAL~~

DOWNGRADED AT 3 YEAR INTERVALS; DECLASSIFIED AFTER 12 YEARS. DOD DIR. 5200.10
---

~~CONFIDENTIAL~~

TABLE 72 - MILITARY ASSISTANCE GRANT AID PROGRAM AIRCRAFT DELIVERIES BY RECIPIENT COUNTRY, BY MISSION, DESIGN, AND SERIES OF AIRCRAFT, WORLD-WIDE - BY QUARTER - FY 1969 (CONTINUED)

COUNTRY AND MISSION, DESIGN AND SERIES OF AIRCRAFT	FY 1969				
	Total	First Quarter	Second Quarter	Third Quarter	Fourth Quarter
<u>EAST ASIA AND PACIFIC - TOTAL</u> . . . . .	<u>84</u>	<u>28</u>	<u>16</u>	<u>25</u>	<u>15</u>
<u>Korea - Total</u> . . . . .	<u>18</u>	<u>6</u>	<u>6</u>	<u>6</u>	-
F-5A. . . . .	6	-	-	6	-
C-46D . . . . .	12	6	6	-	-
<u>Philippines - Total</u> . . . . .	<u>15</u>	<u>7</u>	<u>8</u>	-	-
T-41. . . . .	15	7	8	-	-
<u>Republic of China - Total</u> . . . . .	<u>51</u>	<u>15</u>	<u>2</u>	<u>19</u>	<u>15</u>
F-5A. . . . .	2	-	-	2	-
F-5B. . . . .	4	2	2	-	-
T-33A . . . . .	12	12	-	-	-
C-119G. . . . .	32	-	-	17	15
UH-19B. . . . .	1	1	-	-	-
<u>WESTERN HEMISPHERE - TOTAL</u> . . . . .	<u>12</u>	<u>2</u>	<u>2</u>	<u>1</u>	<u>7</u>
<u>Argentina - Total</u> . . . . .	<u>2</u>	-	<u>2</u>	-	-
U-17B . . . . .	2	-	2	-	-
<u>Bolivia - Total</u> . . . . .	<u>1</u>	-	-	-	<u>1</u>
UH-19B . . . . .	1	-	-	-	1
<u>Dominican Republic - Total</u> . . . . .	<u>1</u>	-	-	<u>1</u>	-
TF-51 . . . . .	1	-	-	1	-
<u>Ecuador - Total</u> . . . . .	<u>3</u>	<u>2</u>	-	-	<u>1</u>
T-28D . . . . .	2	2	-	-	-
C-47. . . . .	1	-	-	-	1
<u>Guatemala - Total</u> . . . . .	<u>2</u>	-	-	-	<u>2</u>
C-47. . . . .	2	-	-	-	2
<u>Honduras - Total</u> . . . . .	<u>1</u>	-	-	-	<u>1</u>
UH-19B . . . . .	1	-	-	-	1
<u>Uruguay - Total</u> . . . . .	<u>2</u>	-	-	-	<u>2</u>
T-33A . . . . .	2	-	-	-	2
<u>MAP OWNED MATERIEL - TOTAL</u> . . . . .	<u>3</u>	<u>3</u>	-	-	-
T-37B . . . . .	3	3	-	-	-

Source: Data Applications Division, Data Services Center, Comptroller of the Air Force.

DOWNGRADED AT 3 YEAR INTERVALS;  
DECLASSIFIED AFTER 12 YEARS.  
DOD DIR. 5200.10

~~CONFIDENTIAL~~



**CONFIDENTIAL**

TABLE 73 -- AIRCRAFT DELIVERIES TO ELIGIBLE FOREIGN COUNTRIES UNDER FOREIGN MILITARY SALES,  
WORLD-WIDE -- FY 1950 THROUGH FY 1969

MISSION, DESIGN, AND SERIES OF AIRCRAFT	FY 1950 THROUGH FY 1969	FY UNKNOWN	FY 1950 THROUGH FY 1963	FY 1964	FY 1965	FY 1966	FY 1967	FY 1968	FY 1969
<u>DELIVERIES - TOTAL</u> . . . . .	<u>3,078</u>	<u>675</u>	<u>1,696</u>	<u>242</u>	<u>114</u>	<u>59</u>	<u>118</u>	<u>90</u>	<u>84</u>
<u>BOMBER - TOTAL</u> . . . . .	<u>122</u>	<u>10</u>	<u>112</u>	-	-	-	-	-	-
B-25 . . . . .	5	-	5	-	-	-	-	-	-
B-26 . . . . .	109	10	99	-	-	-	-	-	-
P-2E . . . . .	8	-	8	-	-	-	-	-	-
<u>FIGHTER - TOTAL</u> . . . . .	<u>725</u>	<u>147</u>	<u>479</u>	<u>31</u>	<u>1</u>	-	<u>8</u>	<u>3</u>	<u>56</u>
F-4D . . . . .	6	-	-	-	-	-	-	-	6
F-5A . . . . .	33	-	-	-	-	-	4	-	29
F-5B . . . . .	14	-	-	-	-	-	4	2	8
F-47 . . . . .	76	-	76	-	-	-	-	-	-
F-51D . . . . .	117	-	117	-	-	-	-	-	-
F-86D . . . . .	133	133	-	-	-	-	-	-	-
F-86E . . . . .	78	-	78	-	-	-	-	-	-
F-86F . . . . .	77	-	68	-	1	-	-	-	8
F-86K . . . . .	88	-	88	-	-	-	-	-	-
F-100D . . . . .	17	-	17	-	-	-	-	1	-
F-104 . . . . .	63	-	30	31	-	-	-	1	1
F-111C . . . . .	1	-	-	-	-	-	-	-	1
RF-5A . . . . .	3	-	-	-	-	-	-	-	3
RF-84F . . . . .	19	14	5	-	-	-	-	-	5
<u>CARGO - TOTAL</u> . . . . .	<u>523</u>	<u>74</u>	<u>273</u>	<u>37</u>	<u>35</u>	<u>12</u>	<u>39</u>	<u>46</u>	<u>7</u>
C-45 . . . . .	76	47	20	6	3	-	-	-	-
C-46 . . . . .	34	22	12	-	3	-	-	-	-
C-47 . . . . .	95	1	85	-	9	-	-	-	-
C-54 . . . . .	9	-	-	-	5	1	3	-	-
C-82 . . . . .	12	-	12	-	-	-	-	-	-
C-119F/G/J . . . . .	131	-	106	25	-	-	-	-	-
C-123 . . . . .	24	-	24	-	-	-	-	-	-
C-130 . . . . .	127	4	12	-	12	10	36	46	7
C-135 . . . . .	12	-	-	6	-	-	-	-	-
C-140 . . . . .	3	-	2	-	-	1	-	-	-
<u>TRAINER - TOTAL</u> . . . . .	<u>1,595</u>	<u>441</u>	<u>755</u>	<u>166</u>	<u>71</u>	<u>41</u>	<u>65</u>	<u>41</u>	<u>15</u>
T-6 . . . . .	635	155	460	-	-	-	-	-	-
T-11 . . . . .	12	-	10	2	-	-	-	-	-
T-29A . . . . .	315	257	25	-	25	-	-	5	-
T-33A . . . . .	295	29	107	85	20	14	7	25	8
T-34 . . . . .	4	-	4	-	-	-	-	-	-
T-35 . . . . .	10	-	10	-	-	-	-	-	-
T-37 . . . . .	34	-	-	-	-	-	17	11	6
T-38 . . . . .	41	-	-	-	-	-	41	-	-
T-41A . . . . .	26	-	-	-	-	26	-	-	-
TB-17 . . . . .	3	-	3	-	-	-	-	-	-
TB-25 . . . . .	75	-	75	-	-	-	-	-	-
TB-51 . . . . .	1	-	1	-	-	-	-	-	-
TF-104G . . . . .	92	-	40	27	23	1	-	-	-
Harvard . . . . .	52	-	52	-	-	-	-	-	-
<u>COMMUNICATIONS - TOTAL</u> . . . . .	<u>52</u>	-	<u>32</u>	<u>7</u>	<u>4</u>	-	<u>3</u>	-	<u>1</u>
CBSCNA-150 . . . . .	3	-	-	-	-	-	3	-	-
CH-21A/B . . . . .	14	-	14	-	-	-	-	-	-
HH-43 . . . . .	6	-	-	-	-	-	-	-	6
OH-13G . . . . .	2	-	2	-	-	-	-	-	-
OH-23A . . . . .	8	-	4	-	4	-	-	-	-
OLA . . . . .	6	-	6	-	-	-	-	-	-
UH-19A/B . . . . .	13	-	6	7	-	-	-	-	-
<u>MISCELLANEOUS - TOTAL</u> . . . . .	<u>61</u>	<u>3</u>	<u>45</u>	<u>1</u>	<u>3</u>	<u>6</u>	<u>3</u>	-	-
Convair . . . . .	5	-	2	-	3	-	-	-	-
DC-6 . . . . .	2	-	2	-	-	-	-	-	-
HU-16 . . . . .	38	3	25	1	-	6	3	-	-
RB/SB-17 . . . . .	8	-	8	-	-	-	-	-	-
VB-17 . . . . .	8	-	8	-	-	-	-	-	-

Source: Data Applications Division, Data Services  
Center, Comptroller of the Air Force

**CONFIDENTIAL**

DOWNGRADED AT 3 YEAR INTERVALS;  
DECLASSIFIED AFTER 12 YEARS.  
DOD DIR. 5200.10

TABLE 74 - MILITARY ASSISTANCE GRANT AID PROGRAM FORMAL TRAINING ACCOMPLISHMENT BY TYPE OF TRAINING, BY RECIPIENT COUNTRY, WORLD-WIDE - FY 1950 THROUGH FY 1969

AREA AND COUNTRY	TOTAL SPACES COMPLETED WORLD-WIDE FY 50 THRU FY 69	FORMAL TRAINING COMPLETED IN THE CONTINENTAL US							FORMAL TRAINING COMPLETED OVERSEAS					
		Total Spaces CONTEL US	Pilot	Other Flying	Aircraft And Aero Equipment Maintenance	Elec-tronics And Com-muni-cations	Miss-ile	Other Train-ing	Total Spaces Over-seas	Pilot	Other Fly-ing	Aircraft And Aero Equip-ment Mainte-nance	Elec-tronics And Com-muni-cations	Other Train-ing
<u>TOTAL</u> . . . . .	<u>111,216</u>	<u>76,357</u>	<u>6,244</u>	<u>5,712</u>	<u>14,384</u>	<u>10,763</u>	<u>6,317</u>	<u>32,937</u>	<u>34,859</u>	<u>207</u>	<u>5,076</u>	<u>9,482</u>	<u>8,966</u>	<u>11,128</u>
<u>NON-REGIONAL - TOTAL</u> . . . . .	<u>280</u>	<u>280</u>	-	-	-	-	-	<u>280</u>	-	-	-	-	-	-
<u>AFRICA - TOTAL</u> . . . . .	<u>4,299</u>	<u>4,207</u>	<u>220</u>	<u>178</u>	<u>1,702</u>	<u>400</u>	-	<u>1,707</u>	<u>92</u>	-	<u>7</u>	<u>21</u>	-	<u>64</u>
Congo . . . . .	11	11	-	2	2	-	-	7	-	-	-	-	-	-
Ethiopia . . . . .	1,628	1,568	27	70	661	246	-	564	60	-	5	17	-	38
Ghana . . . . .	3	3	1	-	-	-	-	2	-	-	-	-	-	-
Liberia . . . . .	3	3	-	-	-	-	-	3	-	-	-	-	-	-
Libya . . . . .	469	455	26	20	103	11	-	295	14	-	2	-	-	12
Morocco . . . . .	1,748	1,744	119	69	813	110	-	633	4	-	-	4	-	-
Nigeria . . . . .	171	171	13	14	39	13	-	92	-	-	-	-	-	-
Republic of Mali . . . . .	88	88	14	1	32	14	-	27	-	-	-	-	-	-
Republic of the Sudan . . . . .	118	118	20	-	43	6	-	49	-	-	-	-	-	-
Tunisia . . . . .	60	46	-	2	9	-	-	35	14	-	-	-	-	-
<u>EUROPE - TOTAL</u> . . . . .	<u>30,481</u>	<u>23,531</u>	<u>3,151</u>	<u>2,262</u>	<u>3,941</u>	<u>2,788</u>	<u>5,341</u>	<u>6,048</u>	<u>6,950</u>	-	<u>1,132</u>	<u>2,771</u>	<u>1,467</u>	<u>1,580</u>
Austria . . . . .	135	117	12	14	-	36	-	55	18	-	4	1	1	12
Belgium . . . . .	1,926	1,526	397	217	167	346	-	399	400	-	72	126	111	91
Denmark . . . . .	2,118	1,526	349	256	129	338	-	454	592	-	51	416	38	87
Finland . . . . .	1	1	-	-	-	-	-	1	-	-	-	-	-	-
France . . . . .	6,335	4,787	1,265	811	1,547	397	-	767	1,548	-	315	906	81	246
Germany . . . . .	893	592	69	10	2	73	-	438	301	-	11	90	121	79
Italy . . . . .	4,896	3,828	141	204	544	262	1,761	916	1,068	-	113	357	285	313
NATO . . . . .	445	445	-	-	-	-	-	445	-	-	-	-	-	-
Netherlands . . . . .	2,401	1,441	372	220	168	177	-	504	960	-	46	347	266	301
Norway . . . . .	3,251	2,129	326	207	520	325	-	751	1,122	-	156	434	232	300
Portugal . . . . .	887	581	34	55	139	194	-	159	306	-	81	33	161	31
Spain . . . . .	2,507	2,100	102	149	568	413	-	868	407	-	217	54	52	84
United Kingdom . . . . .	4,062	3,960	84	78	33	99	3,580	86	102	-	43	-	59	-
Yugoslavia . . . . .	485	359	-	28	124	127	-	80	126	-	23	7	60	36
Undistributed . . . . .	139	139	-	13	-	1	-	125	-	-	-	-	-	-
<u>NEAR EAST AND SOUTH ASIA - TOTAL</u> . . . . .	<u>18,074</u>	<u>16,007</u>	<u>962</u>	<u>940</u>	<u>3,417</u>	<u>2,213</u>	<u>976</u>	<u>7,499</u>	<u>2,067</u>	<u>5</u>	<u>480</u>	<u>358</u>	<u>429</u>	<u>795</u>
Afghanistan . . . . .	420	420	18	90	38	46	-	228	-	-	-	-	-	-

DOWNGRADED AT 12 YEAR INTERVALS;  
NOT AUTOMATICALLY DECLASSIFIED  
DOD DIR. 5200.10

[REDACTED] (This page is Confidential.)

Ceylon . . . . .	6	6	-	1	-	-	-	5	-	-	-	-	-	-
Federation of Malaysia . . . . .	148	148	44	14	2	-	-	88	-	-	-	-	-	-
Greece . . . . .	2,769	2,318	57	139	589	433	-	1,100	451	-	61	155	78	157
India . . . . .	749	735	214	91	20	209	-	201	14	-	-	-	14	-
Iran . . . . .	4,432	4,168	322	122	949	654	-	2,121	264	-	88	24	15	137
Iraq . . . . .	162	162	19	15	19	4	-	105	-	-	-	-	-	-
Jordan . . . . .	12	12	-	-	-	-	-	12	-	-	-	-	-	-
Lebanon . . . . .	9	9	-	-	-	-	-	9	-	-	-	-	-	-
Pakistan . . . . .	1,950	1,670	110	150	446	296	-	668	280	-	86	104	56	34
Saudi Arabia . . . . .	958	778	9	20	356	42	-	351	180	-	-	-	-	180
Syria . . . . .	7	7	-	-	-	-	-	7	-	-	-	-	-	-
Turkey . . . . .	6,452	5,574	169	298	998	529	976	2,604	878	5	245	75	266	287
<u>FAR EAST AND PACIFIC - TOTAL . . . . .</u>	<u>42,743</u>	<u>23,381</u>	<u>962</u>	<u>1,579</u>	<u>4,307</u>	<u>4,736</u>	-	<u>11,797</u>	<u>19,362</u>	<u>186</u>	<u>3,092</u>	<u>3,193</u>	<u>6,236</u>	<u>6,655</u>
Burma . . . . .	323	307	15	31	91	33	-	137	16	-	-	16	-	-
Cambodia . . . . .	223	160	6	5	52	15	-	82	63	-	10	26	6	21
Indonesia . . . . .	511	499	1	75	137	32	-	254	12	-	6	-	4	2
Japan . . . . .	9,587	2,446	19	196	321	529	-	1,381	7,141	12	916	1,269	3,624	1,320
Korea . . . . .	10,498	4,991	151	247	825	1,045	-	2,723	5,507	8	752	465	1,609	2,673
Laos . . . . .	693	680	27	63	178	38	-	374	13	-	-	-	-	13
Philippines . . . . .	6,504	3,723	47	208	895	796	-	1,777	2,781	2	407	754	718	900
Republic of China . . . . .	5,464	3,764	248	356	501	1,025	-	1,634	1,700	-	578	192	40	890
Thailand . . . . .	4,040	2,902	67	117	574	662	-	1,482	1,138	-	176	255	110	597
South Vietnam . . . . .	4,900	3,909	381	281	733	561	-	1,953	991	164	247	216	125	239
<u>WESTERN HEMISPHERE - TOTAL . . . . .</u>	<u>15,339</u>	<u>8,951</u>	<u>949</u>	<u>753</u>	<u>1,017</u>	<u>626</u>	-	<u>5,606</u>	<u>6,388</u>	<u>16</u>	<u>365</u>	<u>3,139</u>	<u>834</u>	<u>2,034</u>
Argentina . . . . .	1,133	965	52	93	123	84	-	613	168	-	4	67	25	72
Bolivia . . . . .	1,321	607	85	61	28	27	-	406	714	-	86	293	62	273
Brazil . . . . .	1,465	1,065	18	51	33	118	-	845	400	6	13	108	1	272
Chile . . . . .	1,475	717	49	32	102	93	-	441	758	-	3	389	213	153
Colombia . . . . .	1,466	925	84	95	153	35	-	558	541	-	4	338	92	107
Costa Rica . . . . .	12	-	-	-	-	-	-	-	12	-	4	5	-	3
Cuba . . . . .	220	159	51	19	15	1	-	73	61	-	-	43	7	11
Dominican Republic . . . . .	669	370	31	38	54	28	-	219	299	-	10	126	45	118
Ecuador . . . . .	1,568	741	83	57	36	57	-	508	827	-	33	373	90	331
El Salvador . . . . .	274	139	39	9	2	-	-	89	135	-	11	85	12	27
Guatemala . . . . .	533	322	94	37	26	2	-	163	211	-	26	104	19	62
Haiti . . . . .	100	62	11	6	21	2	-	22	38	-	-	38	-	-
Honduras . . . . .	304	154	31	13	10	4	-	96	150	10	19	70	15	36
Mexico . . . . .	388	310	43	31	80	13	-	143	78	-	-	61	12	5
Nicaragua . . . . .	846	503	86	45	96	6	-	270	343	-	65	156	69	53
Paraguay . . . . .	705	295	84	17	3	8	-	183	410	-	3	238	41	128
Peru . . . . .	1,310	756	64	63	91	110	-	428	554	-	44	276	36	198
Uruguay . . . . .	392	158	6	24	12	13	-	103	234	-	16	142	35	41
Venezuela . . . . .	1,141	703	38	62	132	25	-	446	438	-	24	227	60	127
Undistributed . . . . .	17	-	-	-	-	-	-	-	17	-	-	-	-	17

Source: Data Applications Division, Data Services Center, Comptroller of the Air Force.

[REDACTED] (This page is Confidential.)

DOWNGRADED AT 12 YEAR INTERVALS;  
 NOT AUTOMATICALLY DECLASSIFIED  
 DOD DIR. 5200.10

TABLE 75 - MILITARY ASSISTANCE (MASF) PROGRAM AIRCRAFT INVENTORY AND FLYING HOURS BY MISSION, DESIGN, AND SERIES OF AIRCRAFT - FY 1969

(See Table 89 for data deliveries and attrition).

MISSION, DESIGN AND SERIES OF AIRCRAFT	30 SEPTEMBER 1968				31 DECEMBER 1968				31 MARCH 1969				30 JUNE 1969			
	Total	Active	In-Active	Flying Hours	Total	Active	In-Active	Flying Hours	Total	Active	In-Active	Flying Hours	Total	Active	In-Active	Flying Hours
<u>TOTAL</u> . . . . .	<u>690</u>	<u>690</u>	-	<u>91,373</u>	<u>723</u>	<u>719</u>	<u>4</u>	<u>95,477</u>	<u>752</u>	<u>755</u>	<u>4</u>	<u>96,819</u>	<u>806</u>	<u>797</u>	<u>9</u>	<u>101,013</u>
<u>KOREA - TOTAL</u> . . . . .	<u>8</u>	<u>8</u>	-	<u>748</u>	<u>8</u>	<u>7</u>	<u>1</u>	<u>708</u>	<u>8</u>	<u>7</u>	<u>1</u>	<u>822</u>	<u>7</u>	<u>7</u>	-	<u>607</u>
F-5A . . . . .	4	4	-	-	4	4	-	-	4	4	-	-	4	4	-	-
C-54D . . . . .	4	4	-	748	4	3	1	708	4	3	1	822	3	3	-	607
<u>LAOS - TOTAL</u> . . . . .	<u>142</u>	<u>142</u>	-	<u>18,061</u>	<u>150</u>	<u>150</u>	-	<u>23,840</u>	<u>156</u>	<u>156</u>	-	<u>21,984</u>	<u>155</u>	<u>155</u>	-	<u>24,580</u>
C-47 . . . . .	20	20	-	1,455	19	19	-	1,639	19	19	-	1,877	18	18	-	2,053
C-1A/E/F . . . . .	17	17	-	1,914	15	15	-	3,283	19	19	-	2,840	17	17	-	3,174
T-28B/C/D . . . . .	62	62	-	4,974	74	74	-	8,452	73	73	-	7,146	71	71	-	7,313
U-4 . . . . .	1	1	-	-	1	1	-	29	1	1	-	4	1	1	-	28
U-6 . . . . .	3	3	-	37	3	3	-	93	2	2	-	84	2	2	-	30
U-17A/B . . . . .	4	4	-	176	4	4	-	328	5	5	-	603	5	5	-	532
UH-34D . . . . .	35	35	-	9,505	34	34	-	10,016	37	37	-	9,430	41	41	-	11,450
<u>THAILAND - TOTAL</u> . . . . .	<u>201</u>	<u>201</u>	-	<u>13,995</u>	<u>204</u>	<u>201</u>	<u>3</u>	<u>13,806</u>	<u>218</u>	<u>215</u>	<u>3</u>	<u>14,334</u>	<u>223</u>	<u>214</u>	<u>9</u>	<u>13,813</u>
F-5A/B . . . . .	10	10	-	622	10	10	-	707	10	10	-	667	10	10	-	507
F-66F . . . . .	21	21	-	842	21	18	3	899	21	18	3	908	21	18	3	894
C-47 . . . . .	21	21	-	1,097	21	21	-	1,043	21	21	-	1,138	21	19	2	1,271
C-123B . . . . .	10	10	-	896	12	12	-	915	12	12	-	1,034	12	12	-	961
O-1E . . . . .	6	6	-	709	6	6	-	706	6	6	-	602	10	10	-	639
T-28D . . . . .	55	55	-	4,212	53	53	-	3,961	52	52	-	4,232	52	52	-	3,529
T-33A . . . . .	11	11	-	938	11	11	-	1,269	11	11	-	297	11	11	-	665
RT-33A . . . . .	3	3	-	131	3	3	-	167	3	3	-	403	3	3	-	116
T-37B . . . . .	6	6	-	569	6	6	-	380	6	6	-	83	6	6	-	414
T-41 . . . . .	-	-	-	-	-	-	-	-	12	12	-	710	12	12	-	795
H-34C/D . . . . .	45	45	-	3,293	44	44	-	3,026	42	42	-	2,837	40	36	4	2,375
H-43B . . . . .	4	4	-	287	4	4	-	159	4	4	-	186	4	4	-	271
UH-1B . . . . .	-	-	-	-	4	4	-	175	9	9	-	832	13	13	-	1,015
U-10B . . . . .	9	9	-	399	9	9	-	399	9	9	-	405	8	8	-	361
<u>VIETNAM - TOTAL</u> . . . . .	<u>339</u>	<u>339</u>	-	<u>58,569</u>	<u>361</u>	<u>361</u>	-	<u>57,123</u>	<u>377</u>	<u>377</u>	-	<u>59,679</u>	<u>421</u>	<u>421</u>	-	<u>62,013</u>
A-1G/H/J . . . . .	68	68	-	9,301	66	66	-	7,957	62	62	-	7,747	62	62	-	7,681
A-37B . . . . .	1	1	-	-	10	10	-	11	33	33	-	1,638	54	54	-	4,308
F-5A/B/C/D . . . . .	21	21	-	1,860	20	20	-	2,004	21	21	-	2,111	21	21	-	1,740
C-47 (EC/RC) . . . . .	36	36	-	8,246	36	36	-	8,239	36	36	-	8,445	35	35	-	8,320
C-119G . . . . .	17	17	-	2,401	17	17	-	2,443	17	17	-	2,446	17	17	-	2,746
C-1A . . . . .	53	53	-	14,633	52	52	-	13,360	50	50	-	13,085	59	59	-	13,265
U-1A . . . . .	8	8	-	1,375	8	8	-	1,461	8	8	-	1,575	9	9	-	1,632
U-17A . . . . .	40	40	-	7,391	46	46	-	7,466	50	50	-	9,101	49	49	-	9,952
UH-1D . . . . .	3	8	-	471	9	9	-	966	12	12	-	805	79	79	-	6,403
H-34C/D/G . . . . .	87	87	-	12,891	97	97	-	13,216	88	88	-	12,726	36	36	-	5,966

Source: Data Applications Division, Data Services Center, Comptroller of the Air Force.

DOWNGRADED AT 12 YEAR INTERVALS;  
NOT AUTOMATICALLY DECLASSIFIED  
DOD DIR. 5200.10

TABLE 76 - MILITARY ASSISTANCE (MAF) PROGRAM DELIVERIES AND ATTRITION, BY MISSION, DESIGN, AND SERIES OF AIRCRAFT - FY 1969

(See Table 88 for data on aircraft inventory and flying hours).

MISSION, DESIGN, AND SERIES OF AIRCRAFT	DELIVERIES FY 69	ATTRITION			
		Total	Combat	Operational	Unknown
<u>TOTAL</u> . . . . .	<u>277</u>	<u>138</u>	<u>18</u>	<u>15</u>	<u>105</u>
<u>LAOS - TOTAL</u> . . . . .	<u>51</u>	<u>25</u>	<u>18</u>	<u>7</u>	-
C-47 . . . . .	5	3	1	2	-
O-1A/E/F . . . . .	9	7	6	1	-
T-28B/C/D . . . . .	27	10	8	2	-
U-6 . . . . .	-	1	-	1	-
U-17A/B . . . . .	1	1	-	1	-
UH-34D . . . . .	9	3	3	-	-
<u>THAILAND - TOTAL</u> . . . . .	<u>47</u>	<u>8</u>	-	<u>8</u>	-
F-5A . . . . .	1	-	-	-	-
C-123B . . . . .	2	-	-	-	-
O-1E . . . . .	1	1	-	1	-
T-28D . . . . .	10	3	-	3	-
T-33A . . . . .	5	-	-	-	-
T-41 . . . . .	12	-	-	-	-
UH-1H . . . . .	13	-	-	-	-
F-10B . . . . .	-	1	-	1	-
T-34C/D . . . . .	-	3	-	3	-
<u>VIETNAM - TOTAL</u> . . . . .	<u>179</u>	<u>105</u>	-	-	<u>105</u>
A-37B . . . . .	54	-	-	-	-
A-1G/H/J . . . . .	-	11	-	-	11
F-5 . . . . .	2	2	-	-	2
C-47 . . . . .	-	3	-	-	3
AC-47 . . . . .	5	-	-	-	-
C-119G . . . . .	1	-	-	-	-
O-1A . . . . .	10	10	-	-	10
U-6A . . . . .	1	1	-	-	1
U-17A . . . . .	13	3	-	-	3
UH-1H . . . . .	77	-	-	-	-
H-34C/D/G . . . . .	16	75	-	-	75
T-28A . . . . .	-	-	-	-	-

Source: Data Applications Division, Data Services Center, Comptroller of the Air Force.

DOWNGRADED AT 12 YEAR INTERVALS;  
NOT AUTOMATICALLY DECLASSIFIED  
DOD DIR. 5200.10

**TABLE 77 - MILITARY APPROPRIATION SERVICE-FUNDED PROGRAM FORMAL TRAINING ACCOMPLISHMENT BY TYPE OF TRAINING, BY RECIPIENT COUNTRY - FY 1965 THROUGH FY 1969**

AREA AND COUNTRY	TOTAL SPACES COMPLETED WORLD-WIDE FY 65 THRU FY 69	FORMAL TRAINING COMPLETED IN THE CONTINENTAL US						FORMAL TRAINING COMPLETED OVERSEAS					
		Total Spaces Contl US	Pilot	Other Flying	Aircraft And Aero Equipment Maintenance	Electronics And Communications	Other Training	Total Spaces Overseas	Pilot	Other Flying	Aircraft And Aero Equipment Maintenance	Electronics And Communications	Other Training
TOTAL . . . . .	6,514	5,408	1,211	116	848	164	3,069	1,106	182	237	240	169	278
<u>FAR EAST AND PACIFIC - TOTAL . .</u>	6,514	5,408	1,211	116	848	164	3,069	1,106	182	237	240	169	278
Korea . . . . .	2	2	-	-	-	-	2	-	-	-	-	-	-
Laos . . . . .	212	212	13	4	48	4	143	-	-	-	-	-	-
South Vietnam . . . . .	5,481	4,568	1,159	83	580	120	2,626	913	182	217	163	135	215
Thailand . . . . .	819	626	39	29	220	40	298	193	-	20	77	34	-

Source: Data Applications Division, Data Services Center, Comptroller of the Air Force.

DOWNGRADED AT 12 YEAR INTERVALS: NOT AUTOMATICALLY DECLASSIFIED DOD DIR. 5200.10
--

## PERSONNEL

## PART VII

## MILITARY PERSONNEL

## DEFINITIONS

ARMED FORCES QUALIFICATION TEST MENTAL GROUP: An airman's mental ability level as determined from his score on the Armed Forces Qualification Test (AFQT).

AIR FORCE NATIONAL GUARD AIR ALERT PILOTS: Officers of the Air Force National Guard who are authorized to and augment active Air Force Units for short periods of active duty to perform air alert duty.

ARMED FORCES QUALIFICATION TEST SCORE (AFQT SCORE): The test contains questions on arithmetical reasoning, word knowledge, tool functions, and spatial visualization. The "Score" is a composite index of performance on all these items, and as such, is an indication of general learning ability.

CHARGEABLE MILITARY PERSONNEL:

1. All USAF Military Personnel on Extended Active Duty who are authorized and assigned to active Air Force Units against position spaces which are chargeable against USAF Authorized Manpower Ceilings.
2. USAF Academy Cadets.
3. Air Force National Guard Air Alert Pilots.

MILITARY STRENGTH BY COMMAND: All USAF Military Personnel (Permanent Party and Pipeline) who are assigned to active Air Force Units. This strength is composed of individuals, regardless of chargeability to military personnel ceilings, who as individuals are under the jurisdiction of the Secretary of the Air Force.

STRENGTH BY OPERATING LOCATION: A permanent duty station of an individual or a detachment of a unit other than the permanent station of the unit. A station is considered permanent if the orders specify a period of three months or longer. If no period is specified the duty station is considered permanent.

DEPARTMENTAL STATUS: The basic department of the Department of Defense in which an individual is currently commissioned, appointed or enlisted, regardless of whether or not such individual has been placed on duty with another of the departments.

DEPARTMENT OF AIR FORCE PERSONNEL: Military Personnel who have been commissioned, appointed, enlisted, or recalled in the United States Air Force.

DEPLOYMENT AREA:

- |             |   |   |
|-------------|---|---|
| CONTINENTAL | - | North America and Caribbean Area.                   |
| FAR EAST    | - | The Area under the jurisdiction of PAF.             |
| EUROPE      | - | Continental Europe, British Isles and North Africa. |

FIRST TERM AIRMEN: A Regular Air Force Airman with no prior military services, serving on his first enlistment in the United States Air Force.

INTERNAL TURNOVER: The number of permanent change of station movements of military personnel as individuals exclusive of accessions and separations movements.

NATIONAL HEALTH, SAFETY, OR INTEREST: Personnel separated under provisions of Sec III, AFR 36-22 and Chapter 3, Section B, AFR 39-10.

**UNCLASSIFIED****PERSONNEL (CONTINUED)****MILITARY PERSONNEL (CONTINUED)**

NON-CHARGEABLE MILITARY PERSONNEL: All Military Personnel on Extended Active Duty who are authorized and assigned to active Air Force Units against position spaces which are in addition to and not chargeable against USAF Authorized Manpower Ceilings.

PERMANENT PARTY PERSONNEL: Those USAF personnel assigned to an Air Force Unit to perform their principal duty in the furtherance of the mission of the unit, and who are chargeable against the specific authorizations of the unit. This includes assigned overstrength.

PIPELINE PERSONNEL: Those USAF Personnel who are assigned to an Air Force Unit temporarily for the purpose of training or hospitalization i.e., those who are temporarily ineffective. Such personnel are not chargeable against the specific authorizations of the unit to which they are assigned while in a pipeline status. Pipeline is composed of students and patients.

Patients: Military personnel assigned in patient status to an Air Force Unit which administers Air Force hospitalized personnel receiving treatment at a medical facility operated by any of the three military departments.

Students: Personnel assigned in a training status to a unit charged with administration of individuals attending a formal course of instruction at a service or civilian school or a base military training course.

PRIOR SERVICE ENLISTMENTS:

1. Former regular airman who had served a continuous period of duty.
2. Former Commissioned or Warrant Officer who had been separated from the Air Force and who had enlisted in the Regular Air Force as an airman.
3. Former enlistee or inductee of the Army or the Navy who had served on active military service for a continuous period.
4. Former enlisted members of a reserve component of the Air Force who have served on active military service.

REELISTMENT: Airmen who enlist in the Regular Air Force for their own duty position within 90 days after separation from active Air Force duty. This applies to first term and career airmen.

REGULAR AIR FORCE PERSONNEL: Department of the Air Force Military Personnel who by enlistment, appointment, or commission, are members of the Regular Air Force.

RESERVE OFFICERS TRAINING CORPS (ROTC): A training corps with units established at civilian educational institutions to qualify students for appointment as reserve officers.

UNIT MANNING VARIANCES: The difference between the number of spaces authorized to a unit and the number of personnel assigned to the unit.

USAF CADET: U. S. Air Force Academy Cadet. USAFA Cadets are not assigned to active organized Air Force Units. Students are assigned to the USAF Academy for training and ultimate commissioning as Regular Air Force officers. These personnel are not considered part of active forces but are chargeable to the active force ceiling.

**UNCLASSIFIED**



## UNCLASSIFIED

TABLE 78 - USAF MILITARY PERSONNEL DUTY LOCATION STRENGTH BY STATE, IN THE UNITED STATES, AT END OF QUARTER - FY 1969

STATE	30 SEPTEMBER 1968	31 DECEMBER 1968	31 MARCH 1969	30 JUNE 1969
<b>TOTAL</b> . . . . .	<u>625,857</u>	<u>612,475</u>	<u>598,060</u>	<u>592,084</u>
Alabama . . . . .	7,135	6,783	6,547	6,434
Alaska . . . . .	14,832	14,524	15,276	15,043
Arizona . . . . .	17,594	17,497	16,833	16,463
Arkansas . . . . .	8,512	7,934	7,731	7,644
California . . . . .	77,571	74,181	72,789	71,206
Colorado . . . . .	20,740	20,265	19,518	19,660
Connecticut . . . . .	88	87	98	96
Delaware . . . . .	8,394	7,680	6,583	6,168
District of Columbia . . . . .	3,850	3,544	3,605	3,848
Florida . . . . .	40,330	39,029	39,131	37,837
Georgia . . . . .	9,835	9,562	9,448	8,768
Hawaii . . . . .	10,991	10,741	11,024	11,023
Idaho . . . . .	3,802	3,608	3,648	3,594
Illinois . . . . .	18,666	20,727	19,636	19,754
Indiana . . . . .	4,230	4,102	3,950	3,989
Iowa . . . . .	308	269	228	220
Kansas . . . . .	11,442	10,893	11,612	10,921
Kentucky . . . . .	563	654	621	665
Louisiana . . . . .	9,913	9,659	10,761	10,402
Maine . . . . .	5,723	5,313	5,090	4,978
Maryland . . . . .	10,028	9,636	9,874	10,173
Massachusetts . . . . .	11,949	11,522	12,576	12,407
Michigan . . . . .	12,822	13,266	12,819	12,566
Minnesota . . . . .	2,910	2,736	2,667	2,652
Mississippi . . . . .	20,533	22,769	22,462	22,007
Missouri . . . . .	6,886	6,384	6,395	5,486
Montana . . . . .	6,358	6,140	5,973	5,885
Nebraska . . . . .	11,432	10,985	10,854	10,829
Nevada . . . . .	8,035	8,259	8,532	8,741
New Hampshire . . . . .	3,535	3,338	3,271	3,262
New Jersey . . . . .	8,299	7,708	6,936	6,803
New Mexico . . . . .	11,977	12,135	12,210	12,063
New York . . . . .	15,147	14,227	13,540	12,848
North Carolina . . . . .	11,313	11,025	10,537	10,759
North Dakota . . . . .	11,868	11,581	11,226	10,962
Ohio . . . . .	17,651	16,766	16,918	17,923
Oklahoma . . . . .	11,151	11,331	11,121	11,262
Oregon . . . . .	2,942	2,659	2,608	2,451
Pennsylvania . . . . .	1,510	795	688	682
Rhode Island . . . . .	51	51	35	41
South Carolina . . . . .	17,311	17,365	16,434	15,293
South Dakota . . . . .	4,940	4,912	5,089	5,041
Tennessee . . . . .	4,469	3,874	4,214	4,107
Texas . . . . .	96,513	91,811	89,559	92,884

UNCLASSIFIED

## UNCLASSIFIED

TABLE 78 - USAF MILITARY PERSONNEL DUTY LOCATION STRENGTH BY STATE, IN THE UNITED STATES,  
AT END OF QUARTER - FY 1969 (CONTINUED)

STATE	30 SEPTEMBER 1968	31 DECEMBER 1968	31 MARCH 1969	30 JUNE 1969
Utah . . . . .	3,851	3,715	3,006	2,869
Vermont. . . . .	147	146	139	138
Virginia . . . . .	18,882	22,925	17,911	17,537
Washington . . . . .	12,382	12,414	11,961	11,306
West Virginia. . . . .	79	66	74	74
Wisconsin. . . . .	925	820	738	756
Wyoming. . . . .	3,485	3,440	3,328	3,264
Unknown. . . . .	1,957	622	236	300

Source: Data Applications Division, Data Services Center, Comptroller of the Air Force

NOTE: TABLE 91 and TABLE 92 only:

Strengths reflected in these tables are by operating location and are not in agreement with location strengths based on assignment.

Operating Location. A permanent duty station of an individual. A station is considered permanent if the orders specify a period of three months or longer. If no period is specified the duty station is considered permanent.

Official Military Personnel strength may be found in other tables in this section.

UNCLASSIFIED

TABLE 79 - USAF MILITARY PERSONNEL DUTY LOCATION STRENGTH BY COUNTRY, OVERSEAS,  
AT END OF QUARTER - FY 1969

COUNTRY	30 SEPTEMBER 1968	31 DECEMBER 1968	31 MARCH 1969	30 JUNE 1969
<u>TOTAL</u> . . . . .	<u>270,109</u>	<u>261,951</u>	<u>265,480</u>	<u>265,376</u>
Afghanistan . . . . .	3	2	4	4
American Samoa . . . . .	7	8	23	29
Argentina . . . . .	23	19	21	19
Australia . . . . .	24	24	67	69
Austria . . . . .	4	2	3	4
Azores Islands . . . . .	1,360	1,369	1,390	1,372
Bahama Islands . . . . .	4	3	3	3
Bahrain . . . . .	1	1	-	-
Balearic Islands . . . . .	24	58	56	59
Basutoland . . . . .	1	-	-	-
Belgium . . . . .	562	385	630	630
Bermuda Islands . . . . .	829	839	882	856
Bolivia . . . . .	18	21	17	19
Bonin Islands (Nanpo Shoto Islands)	1	-	-	-
Brazil . . . . .	148	161	35	34
Bulgaria . . . . .	2	1	2	3
Burma . . . . .	8	4	7	8
Canada . . . . .	2,856	2,634	2,628	2,552
Chad, Republic of . . . . .	6	3	6	6
Chile . . . . .	26	27	82	79
Colombia . . . . .	19	23	19	20
Congo, Republic of the (Leopoldville)	26	9	24	23
Crete . . . . .	835	824	794	768
Cyprus Island . . . . .	1	-	-	-
Czechoslovakia . . . . .	2	1	3	3
Denmark . . . . .	24	16	23	26
Dominican Republic . . . . .	11	11	14	12
East Germany . . . . .	11	11	9	10
Easter Island . . . . .	18	4	57	67
Ecuador . . . . .	18	20	15	15
El Salvador . . . . .	9	8	7	9
Ethiopia . . . . .	59	26	62	61
FiJi Islands . . . . .	4	10	27	32
Finland . . . . .	18	2	15	15
France . . . . .	22	13	19	18
Germany, Federal Republic of . . . .	33,894	32,303	33,713	33,680
Greece . . . . .	1,530	1,507	1,626	1,623
Greenland . . . . .	1,012	956	931	885
Guam . . . . .	8,784	8,279	5,686	5,464
Guatemala . . . . .	21	18	20	18
Honduras . . . . .	6	5	5	6
Hong Kong . . . . .	2	4	4	4
Hungary . . . . .	1	1	1	1
Iceland . . . . .	694	730	778	774
India . . . . .	20	7	13	13
Indonesia . . . . .	5	3	6	6
Iran . . . . .	241	91	340	353
Israel . . . . .	20	8	16	16
Italy . . . . .	3,957	3,537	3,966	3,904
Ivory Coast, Republic of . . . . .	5	2	4	4

DOWNGRADED AT 3 YEAR INTERVALS;  
DECLASSIFIED AFTER 12 YEARS.  
DOD DIR. 5200.10

TABLE 79 - USAF MILITARY PERSONNEL DUTY LOCATION STRENGTH BY COUNTRY, OVERSEAS,  
AT END OF QUARTER - FY 1969 (CONTINUED)

COUNTRY	30 SEPTEMBER 1968	31 DECEMBER 1968	31 MARCH 1969	30 JUNE 1969
Japan . . . . .	20,366	19,736	19,714	19,601
Johnston Island . . . . .	384	331	362	349
Jordan . . . . .	9	4	8	7
Korea, Republic of . . . . .	9,265	9,674	8,745	8,916
Laos . . . . .	8	4	6	8
Lebanon . . . . .	5	2	3	4
Leeward Islands . . . . .	2	2	2	3
Liberia . . . . .	2	-	2	2
Libya . . . . .	3,027	2,861	2,931	2,905
Luxembourg . . . . .	1	-	-	-
Malagasy Republic . . . . .	6	2	6	7
Malaya, States of . . . . .	1	1	1	1
Malta . . . . .	25	25	28	28
Marshall Islands . . . . .	19	19	19	7
Mexico . . . . .	2	2	2	2
Midway Island . . . . .	106	111	101	106
Morocco . . . . .	47	12	45	48
Netherlands . . . . .	1,219	979	1,255	1,337
New Zealand . . . . .	15	10	60	71
Nicaragua . . . . .	10	10	9	8
Norway . . . . .	169	104	169	178
Pakistan . . . . .	1,457	1,307	1,186	1,003
Panama Canal Zone . . . . .	3,050	2,991	3,130	3,141
Panama Republic of . . . . .	2	2	2	1
Paraguay . . . . .	11	11	10	8
Peru . . . . .	32	23	24	20
Philippine Islands . . . . .	18,369	17,650	17,744	17,801
Poland . . . . .	2	1	2	3
Portugal . . . . .	18	9	17	19
Puerto Rico . . . . .	3,524	3,471	3,554	3,472
Rumania . . . . .	2	1	2	2
Ryukyu Islands . . . . .	16,615	16,225	15,233	15,732
Sardinia . . . . .	40	39	43	40
Saudi Arabia . . . . .	116	32	82	82
Seychelles Islands . . . . .	2	1	2	3
Sicily . . . . .	-	1	-	-
Singapore . . . . .	4	4	4	4
South Africa, Republic of . . . . .	11	6	11	12
Spain . . . . .	6,382	6,145	6,433	6,389
St Helena . . . . .	7	6	31	37
Surinam . . . . .	3	3	4	6
Sweden . . . . .	10	4	10	13
Switzerland . . . . .	4	-	4	5
Taiwan . . . . .	7,174	6,990	7,144	7,388
Thailand . . . . .	33,202	33,772	34,498	34,901
Trinidad & Tobago Islands . . . . .	1	2	2	2
Tunisia . . . . .	-	-	1	2
Turkey . . . . .	7,987	7,426	8,239	8,086
United Kingdom . . . . .	21,307	20,915	21,109	20,776
Uruguay . . . . .	14	12	12	13
United Soviet Socialist Republics . . . . .	13	7	15	16
Venezuela . . . . .	24	18	25	24
Vietnam, South . . . . .	57,403	56,481	59,205	59,034
Wake Island . . . . .	54	57	63	66
Yugoslavia . . . . .	10	2	7	8
Unknown . . . . .	1,395	457	111	103

Source: Data Applications Division, Data Services Center, Comptroller  
of the Air Force

DECLASSIFIED AT 3 YEAR INTERVALS;  
DECLASSIFIED AFTER 12 YEARS.  
DOD DIR. 5200.10

UNCLASSIFIED

TABLE 80 - MILITARY STRENGTH OF OFFICERS BY GRADE IN WHICH SERVING, BY COMMAND AS OF 30 JUNE 1969

376-034 O - 70 - 17

COMMAND	TOTAL <sup>a/</sup> OFFICERS	COMMISSIONED OFFICERS								WARRANT OFFICERS
		TOTAL	GEN	COL	LT COL	MAJ	CAPT	1ST LT	2ND LT	
<u>WORLD-WIDE - TOTAL . . . . .</u>	<u>135475</u>	<u>134408</u>	<u>439</u>	<u>6673</u>	<u>16407</u>	<u>29282</u>	<u>45444</u>	<u>20601</u>	<u>15562</u>	<u>1067</u>
Aeronautical Chart and Info Center . . . . .	85	84	-	5	18	14	23	17	7	1
Aerospace Defense Command . . . . .	7773	7630	14	350	755	1451	2554	1722	784	143
Air Force Accounting and Finance Center . . . . .	58	57	1	11	18	17	9	-	1	1
Air Force Communications Service . . . . .	2825	2746	4	112	243	433	985	687	282	79
Air Force Logistics Command . . . . .	3531	3480	23	293	378	531	992	760	503	51
Air Force Systems Command . . . . .	9907	9861	35	554	1385	2123	2678	1899	1187	46
Air Training Command . . . . .	16644	16551	12	280	580	1608	4131	2079	7861	93
Air University . . . . .	5831	5820	6	403	466	1662	2257	380	646	11
Air Force Reserve . . . . .	320	316	1	59	80	69	64	18	25	4
Air Reserve Personnel Center . . . . .	30	29	-	8	7	3	7	4	-	1
Data Systems Design Center . . . . .	127	124	1	7	16	37	45	14	4	3
Headquarters Command, USAF . . . . .	9599	9489	94	991	2376	2615	2609	595	209	110
Headquarters US Air Force . . . . .	3317	3303	106	904	1269	805	208	9	2	14
Military Airlift Command . . . . .	11978	11854	23	423	1432	2789	4696	1849	642	124
Office of Aerospace Research . . . . .	300	300	1	24	61	81	105	26	2	-
Strategic Air Command . . . . .	23676	23554	35	793	2660	5579	9076	3762	1659	122
Tactical Air Command . . . . .	12807	12708	26	423	1418	3161	4589	2197	894	99
United States Air Force Academy . . . . .	981	977	3	44	116	402	360	34	18	4
USAF Security Service . . . . .	1563	1537	3	78	127	261	530	323	215	26
Alaskan Air Command . . . . .	937	924	1	44	103	199	398	144	35	13
Pacific Air Forces . . . . .	16061	15985	31	530	2018	3854	5863	3299	390	76
United States Air Forces in Europe . . . . .	6629	6585	13	300	763	1458	3108	754	189	44
USAF Southern Command . . . . .	496	494	6	47	118	130	157	29	7	2

a/ Includes mobilized officers.

Source: Operating Systems Division, Randolph Air Force Base, Texas.

UNCLASSIFIED

## UNCLASSIFIED

TABLE 81 — USAF REGULAR AND RESERVE GENERAL OFFICERS BY GRADE IN WHICH SERVING  
AT END OF QUARTER, WORLD-WIDE — FY 1969

END OF QUARTER	TOTAL <sup>a/</sup>	GENERALS	LIEUTENANT GENERALS	MAJOR GENERALS	BRIGADIER GENERALS
30 September (1968) . . . . .	<u>442</u>	<u>13</u>	<u>43</u>	<u>160</u>	<u>226</u>
31 December (1968) . . . . .	<u>443</u>	<u>12</u>	<u>43</u>	<u>160</u>	<u>228</u>
31 March (1969) . . . . .	<u>445</u>	<u>13</u>	<u>43</u>	<u>168</u>	<u>221</u>
30 June (1969) . . . . .	<u>439</u>	<u>13</u>	<u>43</u>	<u>166</u>	<u>217</u>

<sup>a/</sup> Includes mobilized officers.

Source: Operating Systems Division, Randolph Air Force Base, Texas.

TABLE 82 — USAF REGULAR GENERAL OFFICERS BY PERMANENT GRADE, BY GRADE IN WHICH SERVING  
AT END OF QUARTER, WORLD-WIDE — FY 1969

PERMANENT GRADE	GRADE IN WHICH SERVING	30 SEPTEMBER (1968)	31 DECEMBER (1968)	31 MARCH (1969)	30 JUNE (1969)
Major General - Total . . . . .		<u>137</u>	<u>136</u>	<u>152</u>	<u>152</u>
	General	13	12	13	13
	Lieutenant General	43	43	43	43
	Major General	81	81	96	96
	Brigadier General	-	-	-	-
Brigadier General - Total . . . . .		<u>145</u>	<u>145</u>	<u>158</u>	<u>156</u>
	General	-	-	-	-
	Lieutenant General	-	-	-	-
	Major General	73	73	66	64
	Brigadier General	72	72	92	92
Colonel - Total . . . . .		<u>147</u>	<u>144</u>	<u>115</u>	<u>114</u>
	General	-	-	-	-
	Lieutenant General	-	-	-	-
	Major General	2	2	1	1
	Brigadier General	145	142	114	113
Lieutenant Colonel - Total . . . . .		<u>5</u>	<u>10</u>	<u>10</u>	<u>10</u>
	General	-	-	-	-
	Lieutenant General	-	-	-	-
	Major General	1	1	1	1
	Brigadier General	4	9	9	9
Major - Total . . . . .		-	-	<u>1</u>	<u>1</u>
	General	-	-	-	-
	Lieutenant General	-	-	-	-
	Major General	-	-	-	-
	Brigadier General	-	-	1	1

Source: Operating Systems Division, Randolph Air Force Base, Texas.

UNCLASSIFIED

# UNCLASSIFIED

TABLE 83 — AIRMEN BY GRADE IN WHICH SERVING, BY COMMAND, WORLD-WIDE — 30 JUNE 1969

COMMAND OF ASSIGNMENT	TOTAL	AIRMEN									USAF CADETS
		Chief Master Sergeant	Senior Master Sergeant	Master Sergeant	Technical Sergeant	Staff Sergeant	Sergeant	Airman First Class	Airman	Airman Basic	
WORLD-WIDE - TOTAL . . . . .	726877	7238	14495	46724	87967	158270	183772	148074	58310	18086	3941
USAF CADETS - TOTAL . . . . .	3941										3941
WORLD-WIDE - REPORTED TOTAL . . . . .	722936	7238	14495	46724	87967	158270	183772	148074	58310	18086	-
<u>CONTINENTAL US - TOTAL</u> . . . . .	466340	5111	9681	31354	57298	94868	102394	94370	53648	17616	-
Aeronautical Chart and Information Center . . . . .	122	3	-	11	16	45	13	34	-	-	-
Aerospace Defense Command . . . . .	49496	714	1294	3619	6937	11742	12544	10716	1820	110	-
Air Force Accounting and Finance Center . . . . .	287	6	17	38	46	72	68	35	5	-	-
Air Force Communications Service . . . . .	16478	232	447	1184	2432	3984	3417	4196	536	50	-
Air Force Data Systems Design Center . . . . .	375	32	55	84	98	54	23	29	-	-	-
Air Force Logistics Command . . . . .	9901	130	219	823	1444	2431	2336	2083	423	12	-
Air Force Systems Command . . . . .	17534	239	483	1568	2734	4218	3781	3324	641	46	-
Air Reserve Personnel Center . . . . .	97	3	4	16	10	29	18	17	-	-	-
Air Training Command . . . . .	108332	441	959	4866	9400	13742	9776	13474	39020	16654	-
Air University . . . . .	3528	34	57	305	569	1574	428	381	174	6	-
Headquarters Air Force Reserve . . . . .	602	14	45	117	151	129	79	48	18	1	-
Headquarters Command, USAF . . . . .	13662	253	554	1857	2992	4281	2020	1330	351	24	-
Military Airlift Command . . . . .	48112	733	1355	3992	6454	10414	12642	10122	2255	145	-
Office of Aerospace Research . . . . .	203	4	8	26	70	80	13	2	-	-	-
Strategic Air Command . . . . .	105277	1329	2380	7255	13019	22166	29837	24586	4352	353	-
Tactical Air Command . . . . .	83620	812	1568	4974	9766	17723	23264	21631	3677	205	-
USAF Academy . . . . .	1088	21	40	125	201	390	195	102	14	-	-
USAF Security Service . . . . .	7626	111	196	494	959	1794	1940	1760	362	10	-
<u>OVERSEA - TOTAL</u> . . . . .	256596	2127	4814	15370	30669	63402	81378	53704	4662	470	-
Aeronautical Chart and Information Center . . . . .	134	-	2	11	23	50	27	21	-	-	-
Aerospace Defense Command . . . . .	2320	17	59	177	331	662	695	340	39	-	-
Air Force Communications Service . . . . .	27405	252	569	1781	3787	7262	8874	4455	399	26	-
Air Force Logistics Command . . . . .	2076	23	44	161	247	444	599	536	19	3	-
Air Force Systems Command . . . . .	508	5	10	54	96	168	119	54	2	-	-
Alaskan Air Command . . . . .	8572	75	147	476	983	2259	2558	1864	194	16	-
Headquarters Command, USAF . . . . .	7416	103	238	1137	1567	2408	1235	589	129	10	-
Military Airlift Command . . . . .	16011	147	380	1091	1817	3922	5169	3168	284	33	-
Office of Aerospace Research . . . . .	13	-	2	6	3	2	-	-	-	-	-
Pacific Air Forces . . . . .	113811	789	1790	5872	12250	26662	36499	27310	2374	265	-
Strategic Air Command . . . . .	13232	124	270	762	1528	3513	4237	2668	97	33	-
US Air Force in Europe . . . . .	46126	465	951	2897	5953	10797	15925	8079	987	72	-
USAF Security Service . . . . .	16711	97	278	701	1711	4558	5021	4236	100	9	-
USAF Southern Command . . . . .	2261	30	74	244	373	695	420	334	38	3	-

Source: Operating Systems Division, Randolph AFB, Texas

# UNCLASSIFIED

UNCLASSIFIED

TABLE 84 - USAF OFFICERS BY GRADE IN WHICH SERVING, BY AGE, WORLD-WIDE  
ANNUALLY - FY 1969

AGE OR AGE GROUP	TOTAL <sup>a/</sup>	GENERALS	COLONELS	LIEUTENANT COLONELS	MAJORS	CAPTAINS	FIRST LIEUTENANTS	SECOND LIEUTENANTS	WARRANT OFFICERS
30 JUNE 1969									
TOTAL . . . . .	135475	439	6673	16407	29282	45444	20601	15562	1067
20. . . . .	5	-	-	-	-	-	-	5	-
21. . . . .	533	-	-	-	-	-	2	531	-
22. . . . .	4061	-	-	-	-	1	128	3932	-
23. . . . .	6751	-	-	-	-	19	2068	4664	-
24. . . . .	9590	-	-	-	-	558	5682	3350	-
25. . . . .	10330	-	-	-	-	2753	6061	1916	-
26. . . . .	10097	-	-	-	3	5696	3664	734	-
27. . . . .	7469	-	-	-	15	5651	1514	289	-
28. . . . .	6503	-	-	-	35	5655	685	128	-
29. . . . .	5666	-	-	-	76	5202	278	110	-
30. . . . .	4761	-	-	-	136	4380	164	81	-
31. . . . .	4343	-	-	1	296	3824	176	46	-
32. . . . .	3764	-	-	1	658	2982	85	38	-
33. . . . .	3656	-	-	16	1424	2127	42	47	-
34. . . . .	4175	-	-	43	2622	1455	14	41	-
35. . . . .	4730	-	-	64	3445	1169	23	29	-
36. . . . .	4990	-	-	82	3896	980	11	15	6
37. . . . .	4591	-	4	101	3713	755	3	5	10
38. . . . .	4415	-	7	369	3441	576	1	1	20
39. . . . .	3915	-	12	715	2709	460	-	-	19
40. . . . .	3382	-	23	1168	1817	355	-	-	19
41. . . . .	2182	-	54	890	994	223	-	-	21
42. . . . .	1588	-	45	797	569	158	-	-	19
43. . . . .	1763	-	123	984	512	112	-	-	32
44. . . . .	2551	3	308	1533	561	103	-	-	43
45. . . . .	2819	8	504	1606	563	81	-	-	57
46. . . . .	2721	8	521	1532	436	64	-	-	60
47. . . . .	2947	33	859	1567	366	32	-	-	90
48. . . . .	2892	48	891	1490	311	30	-	-	122
49. . . . .	2449	59	904	1141	211	16	-	-	118
50. . . . .	1829	61	747	770	140	7	-	-	104
51. . . . .	1610	48	681	668	114	2	-	-	91
52. . . . .	1096	49	492	390	85	6	-	-	74
53. . . . .	546	40	176	217	59	3	-	-	51
54. . . . .	291	26	89	113	24	1	-	-	38
55. . . . .	166	17	50	53	19	-	-	-	27
56. . . . .	116	16	35	43	7	-	-	-	15
57. . . . .	67	6	20	16	12	1	-	-	12
58. . . . .	39	6	12	12	5	-	-	-	4
59. . . . .	51	4	15	21	3	-	-	-	8
60 and Older .	25	7	1	4	5	1	-	-	7

<sup>a/</sup> Includes mobilized officers.

Source: Operating Systems Division, Randolph Air Force Base, Texas.

UNCLASSIFIED



TABLE 85 -- AVERAGE AGE OF USAF OFFICERS BY GRADE IN WHICH SERVING, WORLD-WIDE --  
FY 1959 THROUGH FY 1969

GRADE IN WHICH SERVING	FY 1959	FY 1960	FY 1961	FY 1962	FY 1963	FY 1964	FY 1965	FY 1966	FY 1967	a/ FY 1968	a/ FY 1969
ALL GRADES . . . . .	33.5	34.2	34.2	34.0	34.4	34.0	34.0	34.8	33.9	32.9	33.0
Generals . . . . .	49.3	49.0	49.3	49.5	49.9	50.1	48.9	51.3	50.9	50.7	50.9
Colonels . . . . .	44.1	44.6	44.9	45.3	45.8	46.4	47.2	48.3	48.1	48.0	48.4
Lieutenant Colonels . . . . .	42.3	43.0	43.5	43.4	43.9	44.4	45.0	46.0	45.6	45.2	45.2
Majors . . . . .	39.7	40.3	40.8	41.3	41.8	42.0	41.6	37.1	38.8	36.9	37.7
Captains . . . . .	34.7	34.7	34.2	33.5	32.8	32.3	31.5	32.8	30.7	29.8	29.7
1st Lieutenants . . . . .	26.2	26.6	26.6	25.5	25.9	25.7	25.7	26.8	25.9	25.2	25.1
2nd Lieutenants . . . . .	23.5	23.4	23.2	23.5	23.6	23.7	23.6	24.4	23.9	23.4	23.6

a/ Includes mobilized officers.

Source: Operating Systems Division, Randolph Air Force Base, Texas.

UNCLASSIFIED

TABLE 86 -- USAF MILITARY PERSONNEL BY TYPE, BY PERSONNEL IDENTITY, BY COMMAND  
WORLD-WIDE, AT END OF QUARTER -- FY 1969

END OF QUARTER	TOTAL <sup>a/</sup>	OFFICERS			WARRANT OFFICERS	AIRMEN		ACADEMY CADETS
		Male	Female			Male	Female	
			WAF	Nurses and Other Medical				
WORLD-WIDE								
September (1968)	905314	132308	964	4049	1209	756645	6623	3516
December	886920	131136	1017	3925	1132	739535	6733	3442
March (1969)	867874	130475	1010	3921	1096	721060	7051	3261
June	862352	129550	1016	3842	1067	715529	7407	3941
US AIR FORCE PATIENTS (PIPELINE)								
September (1968)	1371	135	1	6	5	1217	7	
December	1034	120		8	1	899	6	
March (1969)	104	99	1	2	2			
June	112	107		5				
US AIR FORCE STUDENTS (PIPELINE) AND ACADEMY CADETS								
September (1968)	81694	14586	59	92	1	61926	1514	3516
December	82229	14246	43	91	1	62963	1443	3442
March (1969)	80526	14119	44	91	1	61558	1452	3261
June	85248	14632	55	88		64982	1550	3941
CONTINENTAL US (PERMANENT PARTY)								
September (1968)	534440	84877	640	2773	891	440856	4403	
December	520516	84188	692	2625	836	427781	4394	
March (1969)	496292	83478	678	2654	816	404085	4581	
June	486129	82174	682	2566	804	395214	4689	
OVERSEA (PERMANENT PARTY)								
September (1968)	287809	32710	264	1178	312	252646	699	
December	283141	32582	282	1201	294	247892	890	
March (1969)	290952	32779	287	1174	277	255417	1018	
June	290863	32637	279	1183	263	255333	1168	
CONTINENTAL US (PERMANENT PARTY)								
AERONAUTICAL CHART AND INFORMATION CENTER								
September (1968)	146	68				78		
December	146	65				81		
March (1969)	155	69				86		
June	181	67				114		

UNCLASSIFIED

# UNCLASSIFIED

**TABLE 86 - USAF MILITARY PERSONNEL BY TYPE, BY PERSONNEL IDENTITY, BY COMMAND  
WORLD-WIDE, AT END OF QUARTER - FY 1969 (CONTINUED)**

END OF QUARTER	TOTAL <sup>a/</sup>	OFFICERS			WARRANT OFFICERS	AIRMEN		ACADEMY CADETS
		Male	Female			Male	Female	
			WAF	Nurses and Other Medical				
CONTINENTAL US (PERMANENT PARTY) (Continued)								
AEROSPACE DEFENSE COMMAND								
September (1968)	65796	7570	51	146	167	57235	627	
December	60543	7287	61	136	149	52285	625	
March (1969)	57811	7095	61	143	139	49639	734	
June	56743	6973	59	136	137	48583	855	
AIR FORCE ACCOUNTING AND FINANCE CENTER								
September (1968)	274	60	2		1	210	1	
December	294	59	1		1	232	1	
March (1969)	309	56	1		1	250	1	
June	345	56	1		1	286	1	
AIR FORCE COMMUNICATIONS SERVICE								
September (1968)	19450	1423	22		51	17709	245	
December	18912	1403	24		48	17172	265	
March (1969)	17965	1379	22		47	16224	293	
June	17924	1396	22		46	16135	325	
AIR FORCE DATA SYSTEMS DESIGN CENTER								
September (1968)	433	97			4	328	4	
December	471	110			3	353	5	
March (1969)	488	117			3	364	4	
June	501	123			3	372	3	
AIR FORCE LOGISTICS COMMAND								
September (1968)	14006	3022	26	125	48	10772	13	
December	13625	3080	30	122	44	10333	16	
March (1969)	13269	3106	30	127	44	9949	13	
June	13082	3055	32	130	42	9811	12	
AIR FORCE SYSTEMS COMMAND								
September (1968)	29399	8788	67	386	46	19697	415	
December	28535	8903	71	365	45	18760	391	
March (1969)	27389	8931	65	380	41	17587	385	
June	26670	8831	61	376	44	16963	395	
AIR RESERVE PERSONNEL CENTER								
September (1968)								
December								
March (1969)	134	43			1	90		
June	127	26	3		1	97		

**UNCLASSIFIED**

UNCLASSIFIED

TABLE 86 - USAF MILITARY PERSONNEL BY TYPE, BY PERSONNEL IDENTITY, BY COMMAND  
WORLD-WIDE, AT END OF QUARTER - FY 1969 (CONTINUED)

END OF QUARTER	TOTAL <sup>a/</sup>	OFFICERS			WARRANT OFFICERS	AIRMEN		ACADEMY CADETS
		Male	Female			Male	Female	
			WAF	Nurses and other Medical				
CONTINENTAL US (PERMANENT PARTY) (Continued)								
AIR TRAINING COMMAND								
September (1968)	54698	7651	115	450	96	45560	826	
December	53787	7611	127	411	93	44771	774	
March (1969)	53345	7509	129	410	94	44423	780	
June	53235	7522	125	402	93	44332	761	
AIR UNIVERSITY								
September (1968)	4617	1806	20	81	13	2577	120	
December	4549	1784	20	86	10	2520	129	
March (1969)	4511	1819	14	78	9	2461	130	
June	4679	1939	12	79	11	2509	129	
HEADQUARTERS, AIR FORCE RESERVE								
September (1968)	1593	455	7	8	6	1116	1	
December	1532	431	9	7	5	1080		
March (1969)	1198	318	5	8	4	863		
June	919	301	6	6	4	601	1	
HEADQUARTERS COMMAND, USAF								
September (1968)	19943	6014	29	101	92	13464	243	
December	19802	5941	30	96	84	13415	236	
March (1969)	19151	5978	32	113	81	12704	243	
June	19609	6068	35	117	82	13042	265	
HEADQUARTERS USAF								
September (1968)	3155	3117	19	5	14			
December	3165	3128	19	5	13			
March (1969)	3228	3190	20	5	13			
June	3312	3274	19	5	14			
MILITARY AIRLIFT COMMAND								
September (1968)	69826	9613	81	404	103	58830	795	
December	68536	9323	82	364	96	57885	786	
March (1969)	61326	9147	78	349	97	50883	777	
June	57034	8568	75	330	95	47177	789	
OFFICE OF AEROSPACE RESEARCH								
September (1968)	490	293				197		
December	483	287				196		
March (1969)	489	286				203		
June	483	280				203		

UNCLASSIFIED

TABLE 86 — USAF MILITARY PERSONNEL BY TYPE, BY PERSONNEL IDENTITY, BY COMMAND  
WORLD-WIDE, AT END OF QUARTER — FY 1969 (CONTINUED)

END OF QUARTER	TOTAL <sup>a/</sup>	OFFICERS			WARRANT OFFICERS	AIRMEN		ACADEMY CADETS
		Male	Female			Male	Female	
			WAF	Nurses and Other Medical				
CONTINENTAL US (PERMANENT PARTY) (Continued)								
STRATEGIC AIR COMMAND								
September (1968)	138961	21957	134	636	127	115052	1055	
December	134882	21726	145	615	121	111171	1104	
March (1969)	128254	21308	143	625	120	104903	1155	
June	127045	21077	147	591	112	104027	1091	
TACTICAL AIR COMMAND								
September (1968)	102904	11360	62	400	107	90919	56	
December	102274	11459	66	387	107	90199	56	
March (1969)	98118	11515	71	384	103	85985	60	
June	94921	10928	77	364	99	83394	59	
USAF ACADEMY								
September (1968)	1955	907	1	31	4	1010	2	
December	1953	894	1	31	4	1021	2	
March (1969)	1951	909	1	32	4	1003	2	
June	2042	926	1	30	4	1079	2	
USAF SECURITY SERVICE								
September (1968)	6794	676	4		12	6102		
December	7027	697	6		13	6307	4	
March (1969)	7201	708	6		15	6468	4	
June	7277	764	7		16	6489	1	
OVERSEA (PERMANENT PARTY)								
AERONAUTICAL CHART AND INFORMATION CENTER								
September (1968)	180	17			1	162		
December	185	18			1	166		
March (1969)	186	20			1	165		
June	150	17			1	132		
AEROSPACE DEFENSE COMMAND								
September (1968)	2853	375		4	8	2465	1	
December	2673	366		5	7	2295		
March (1969)	2962	371		4	6	2581		
June	2693	363		4	6	2319	1	

## UNCLASSIFIED

TABLE 86 — USAF MILITARY PERSONNEL BY TYPE, BY PERSONNEL IDENTITY, BY COMMAND  
WORLD-WIDE, AT END OF QUARTER — FY 1969 (CONTINUED)

END OF QUARTER	TOTAL <sup>a/</sup>	OFFICERS			WARRANT OFFICERS	AIRMEN		ACADEMY CADETS
		Male	Female			Male	Female	
			WAF	Nurses and Other Medical				
OVERSEA (PERMANENT PARTY) (Continued)								
AIR FORCE COMMUNICATIONS SERVICE								
September (1968)	28688	1248	20		37	27282	101	
December	28283	1257	21		37	26865	103	
March (1969)	28657	1297	22		35	27189	114	
June	28748	1297	19		33	27273	126	
AIR FORCE LOGISTICS COMMAND								
September (1968)	2369	245	1		9	2113	1	
December	2301	245	1		9	2046		
March (1969)	2455	247	1		9	2198		
June	2316	237	1		9	2069		
AIR FORCE SYSTEMS COMMAND								
September (1968)	661	235		1	3	421	1	
December	674	225		1	3	445		
March (1969)	743	233		2	2	506		
June	744	233		1	2	508		
ALASKAN AIR COMMAND								
September (1968)	9637	854	7	69	18	8644	45	
December	9447	864	7	71	15	8444	46	
March (1969)	9664	851	6	74	15	8676	42	
June	9502	844	5	74	13	8527	39	
HEADQUARTERS COMMAND, USAF								
September (1968)	10096	3020	16	5	33	6991	31	
December	9571	2989	15	5	31	6496	35	
March (1969)	10316	2980	16	4	31	7247	38	
June	10524	3058	18	5	28	7383	32	
MILITARY AIRLIFT COMMAND								
September (1968)	18955	2758	19	145	39	15965	29	
December	17838	2722	21	170	37	14861	27	
March (1969)	19162	2618	16	151	32	16302	43	
June	18806	2617	17	138	29	15962	43	
OFFICE OF AEROSPACE RESEARCH								
September (1968)	37	24				13		
December	36	21				15		
March (1969)	34	21				13		
June	33	20				13		

UNCLASSIFIED

TABLE 86 - USAF MILITARY PERSONNEL BY TYPE, BY PERSONNEL IDENTITY, BY COMMAND  
WORLD-WIDE, AT END OF QUARTER - FY 1969 (CONTINUED)

END OF QUARTER	TOTAL <sup>a/</sup>	OFFICERS			WARRANT OFFICERS	AIRMEN		ACADEMY CADETS
		Male	Female			Male	Female	
			WAF	Nurses and Other Medical				
OVERSEA (PERMANENT PARTY) (Continued)								
PACIFIC AIR FORCES								
September (1968)	127347	15514	92	553	93	110897	198	
December	126376	15397	106	553	83	109912	325	
March (1969)	128184	15462	113	531	75	111601	402	
June	129773	15289	112	546	76	113227	523	
STRATEGIC AIR COMMAND								
September (1968)	13318	1376	9	29	11	11889	4	
December	13635	1412	11	29	10	12167	6	
March (1969)	15196	1432	11	28	9	13705	11	
June	14715	1432	12	29	10	13225	7	
US AIR FORCES IN EUROPE								
September (1968)	52330	5818	87	370	44	45750	261	
December	51512	5860	88	365	46	44875	278	
March (1969)	52756	6022	89	378	48	45940	279	
June	52688	6053	84	384	44	45844	279	
USAF SECURITY SERVICE								
September (1968)	18613	745	12		14	17816	26	
December	17942	735	11		13	17115	68	
March (1969)	17887	745	12		12	17030	88	
June	17420	692	10		10	16593	115	
USAF SOUTHERN COMMAND								
September (1968)	2725	481	1	2	2	2238	1	
December	2668	471	1	2	2	2190	2	
March (1969)	2750	480	1	2	2	2264	1	
June	2751	485	1	2	2	2258	3	

<sup>a/</sup> Includes mobilized personnel.

Source: Operating Systems Division, Randolph Air Force Base, Texas.

UNCLASSIFIED

TABLE 87 -- USAF MILITARY PERSONNEL BY GRADE IN WHICH SERVING, BY COMPONENT, WORLD-WIDE AT END OF QUARTER -- FY 1969

GRADE IN WHICH SERVING	TOTAL <sup>a/</sup>	REGULAR AIR FORCE	AIR FORCE RESERVE	AIR NATIONAL GUARD	US AIR FORCE
30 September 1968					
WORLD-WIDE - TOTAL (Incl USAFA Cadets) . . .	905314	815386	76317	9905	3706
USAFA CADET - TOTAL . . . . .	3516	-	-	-	3516
WORLD-WIDE - TOTAL (Excl USAFA Cadets) . . .	901798	815386	76317	9905	190
<u>Commissioned and Warrant Officer - Total</u>	138530	65601	71401	1365	163
<u>Commissioned Officer - Total</u> . . . . .	137321	64597	71230	1349	145
<u>General Officer - Total</u> . . . . .	442	434	3	5	-
General . . . . .	13	13	-	-	-
Lieutenant General . . . . .	43	43	-	-	-
Major General . . . . .	160	157	2	1	-
Brigadier General . . . . .	226	221	1	4	-
Colonel . . . . .	6600	6382	179	37	2
Lieutenant Colonel . . . . .	16394	13217	2988	177	12
Major . . . . .	29477	17624	11478	348	27
Captain . . . . .	47370	23354	23433	479	104
First Lieutenant . . . . .	16530	1813	14574	143	-
Second Lieutenant . . . . .	20508	1773	18575	160	-
<u>Warrant Officer - Total</u> . . . . .	1209	1004	171	16	18
Chief Warrant Officer, W-4 . . . . .	1185	999	167	3	16
Chief Warrant Officer, W-3 . . . . .	24	5	4	13	2
Chief Warrant Officer, W-2 . . . . .					
<u>Airman - Total</u> . . . . .	763268	749785	4916	8540	27
Chief Master Sergeant . . . . .	6804	6683	32	89	-
Senior Master Sergeant . . . . .	13749	13484	95	170	-
Master Sergeant . . . . .	44459	43538	381	540	-
Technical Sergeant . . . . .	84563	83492	422	649	-
Staff Sergeant . . . . .	153900	151830	882	1197	1
Sergeant . . . . .	186682	184059	680	1941	2
Airman 1st Class . . . . .	197364	191532	2099	3715	18
Airman . . . . .	57058	56544	298	211	5
Airman Basic . . . . .	18689	18623	27	38	1
31 December 1968					
WORLD-WIDE - TOTAL (Incl USAFA Cadets) . . .	886920	801061	74332	7910	3617
USAFA CADET - TOTAL . . . . .	3442	-	-	-	3442
WORLD-WIDE - TOTAL (Excl USAFA Cadets) . . .	883478	801061	74332	7910	175
<u>Commissioned and Warrant Officer - Total</u> . .	137210	66190	69802	1062	156
<u>Commissioned Officer - Total</u> . . . . .	136078	65247	69639	1052	140
<u>General Officer - Total</u> . . . . .	443	435	3	5	-
General . . . . .	12	12	-	-	-
Lieutenant General . . . . .	43	43	-	-	-
Major General . . . . .	160	157	2	1	-
Brigadier General . . . . .	228	223	1	4	-



UNCLASSIFIED

TABLE 87 -- USAF MILITARY PERSONNEL BY GRADE IN WHICH SERVING, BY COMPONENT, WORLD-WIDE  
AT END OF QUARTER FY 1969 (CONTINUED)

GRADE IN WHICH SERVING	TOTAL <sup>a/</sup>	REGULAR ATR FORCE	AIR FORCE RESERVE	ATR NATIONAL GUARD	US ATR FORCE
31 December 1968 (Continued)					
<u>Commissioned and Warrant Officers (Continued)</u>					
<u>Commissioned Officer (Continued)</u>					
Colonel . . . . .	6619	6396	184	37	2
Lieutenant Colonel . . . . .	16443	13244	3051	138	10
Major . . . . .	29612	13551	10774	259	28
Captain . . . . .	46176	23447	22262	367	100
First Lieutenant . . . . .	18534	1955	16419	160	-
Second Lieutenant . . . . .	18251	1219	16946	86	-
<u>Warrant Officer - Total . . . . .</u>	<u>1132</u>	<u>943</u>	<u>163</u>	<u>10</u>	<u>16</u>
Chief Warrant Officer, W-4 . . . . .	1115	938	160	3	14
Chief Warrant Officer, W-3 . . . . .	17	5	3	7	2
Chief Warrant Officer, W-2 . . . . .					
<u>Airman - Total . . . . .</u>	<u>746268</u>	<u>734871</u>	<u>4530</u>	<u>6848</u>	<u>19</u>
Chief Master Sergeant . . . . .	7001	6905	31	65	-
Senior Master Sergeant . . . . .	14271	14049	89	133	-
Master Sergeant . . . . .	45548	44773	355	420	-
Technical Sergeant . . . . .	86289	85379	391	519	-
Staff Sergeant . . . . .	153516	151835	779	902	-
Sergeant . . . . .	195201	192129	882	2187	3
Airman 1st Class . . . . .	162229	157882	1788	2545	14
Airman . . . . .	67017	66742	209	64	2
Airman Basic . . . . .	15196	15177	6	13	-
31 March 1969					
<u>WORLD-WIDE - TOTAL (Incl USAFA Cadets) . . . . .</u>	<u>867874</u>	<u>783117</u>	<u>73821</u>	<u>7506</u>	<u>3430</u>
<u>USAFA CADET - TOTAL . . . . .</u>	<u>3261</u>	-	-	-	<u>3261</u>
<u>WORLD-WIDE - TOTAL (Excl USAFA Cadets) . . . . .</u>	<u>864613</u>	<u>783117</u>	<u>73821</u>	<u>7506</u>	<u>169</u>
<u>Commissioned and Warrant Officer - Total . . . . .</u>	<u>136502</u>	<u>65871</u>	<u>69520</u>	<u>265</u>	<u>146</u>
<u>Commissioned Officer - Total . . . . .</u>	<u>135406</u>	<u>64956</u>	<u>69364</u>	<u>955</u>	<u>131</u>
<u>General Officer - Total . . . . .</u>	<u>445</u>	<u>436</u>	<u>4</u>	<u>5</u>	-
General . . . . .	13	13	-	-	-
Lieutenant General . . . . .	43	43	-	-	-
Major General . . . . .	168	164	3	1	-
Brigadier General . . . . .	221	216	1	4	-
Colonel . . . . .	6644	6421	187	33	3
Lieutenant Colonel . . . . .	16495	13329	3020	138	8
Major . . . . .	29595	19102	10244	224	25
Captain . . . . .	45920	22604	22835	386	95
First Lieutenant . . . . .	19534	2030	17377	127	-
Second Lieutenant . . . . .	16773	1034	15697	42	-
<u>Warrant Officer - Total . . . . .</u>	<u>1096</u>	<u>915</u>	<u>156</u>	<u>10</u>	<u>15</u>
Chief Warrant Officer, W-4 . . . . .	1079	910	153	3	13
Chief Warrant Officer, W-3 . . . . .	17	5	3	7	2
Chief Warrant Officer, W-2 . . . . .					

UNCLASSIFIED

## UNCLASSIFIED

TABLE 87 - USAF MILITARY PERSONNEL BY GRADE IN WHICH SERVING, BY COMPONENT, WORLD-WIDE  
AT END OF QUARTER FY 1969 (CONTINUED)

GRADE IN WHICH SERVING	TOTAL <sup>a/</sup>	REGULAR AIR FORCE	AIR FORCE RESERVE	AIR NATIONAL GUARD	US AIR FORCE
31 March 1969 (Continued)					
<u>Airman - Total</u> . . . . .	<u>728111</u>	<u>717246</u>	<u>4301</u>	<u>6541</u>	<u>23</u>
Chief Master Sergeant . . . . .	7209	7115	33	61	-
Senior Master Sergeant . . . . .	14335	14128	82	125	-
Master Sergeant . . . . .	46483	45742	329	412	-
Technical Sergeant . . . . .	87627	86802	346	479	-
Staff Sergeant . . . . .	155844	154089	764	991	-
Sergeant . . . . .	184157	180974	985	2192	6
Airman 1st Class . . . . .	153141	149227	1667	2234	13
Airman . . . . .	63693	63578	79	32	4
Airman Basic . . . . .	15622	15591	16	15	-
30 June 1969					
<u>WORLD-WIDE - TOTAL (Incl USAFA Cadets)</u> . .	<u>862352</u>	<u>786379</u>	<u>70985</u>	<u>879</u>	<u>4109</u>
<u>USAFA CADET - TOTAL</u> . . . . .	<u>3941</u>	-	-	-	<u>3941</u>
<u>WORLD-WIDE - TOTAL (Excl USAFA Cadets)</u> . .	<u>858411</u>	<u>786379</u>	<u>70985</u>	<u>879</u>	<u>168</u>
<u>Commissioned and Warrant Officer - Total</u> . .	<u>135475</u>	<u>66165</u>	<u>68929</u>	<u>234</u>	<u>147</u>
<u>Commissioned Officer - Total</u> . . . . .	<u>134408</u>	<u>65265</u>	<u>68778</u>	<u>233</u>	<u>132</u>
<u>General Officer - Total</u> . . . . .	<u>439</u>	<u>434</u>	<u>3</u>	<u>2</u>	-
General . . . . .	13	13	-	-	-
Lieutenant General . . . . .	43	43	-	-	-
Major General . . . . .	166	163	2	1	-
Brigadier General . . . . .	217	215	1	1	-
Colonel . . . . .	6673	6463	179	28	3
Lieutenant Colonel . . . . .	16407	13381	2955	63	8
Major . . . . .	29282	19346	9862	50	24
Captain . . . . .	45444	22657	22618	72	97
First Lieutenant . . . . .	20601	1333	19252	16	-
Second Lieutenant . . . . .	15562	1651	13909	2	-
<u>Warrant Officer - Total</u> . . . . .	<u>1067</u>	<u>900</u>	<u>151</u>	<u>1</u>	<u>15</u>
Chief Warrant Officer, W-4 . . . . .	1065	899	151	1	14
Chief Warrant Officer, W-3 . . . . .	2	1	-	-	1
Chief Warrant Officer, W-2 . . . . .	-	-	-	-	-
<u>Airman - Total</u> . . . . .	<u>722936</u>	<u>720214</u>	<u>2056</u>	<u>645</u>	<u>21</u>
Chief Master Sergeant . . . . .	7238	7218	8	12	-
Senior Master Sergeant . . . . .	14495	14428	41	26	-
Master Sergeant . . . . .	46724	46510	155	59	-
Technical Sergeant . . . . .	87967	87770	135	62	-
Staff Sergeant . . . . .	158270	157838	287	145	-
Sergeant . . . . .	183772	183361	241	163	7
Airman 1st Class . . . . .	148074	147644	251	166	13
Airman . . . . .	58310	58257	46	6	1
Airman Basic . . . . .	18086	17188	892	6	-

<sup>a/</sup> Includes mobilized personnel.

Source: Operating Systems Division, Randolph Air Force Base, Texas.

UNCLASSIFIED

TABLE 88 - USAF REGULAR COMMISSIONED OFFICERS BY GRADE IN WHICH SERVING, BY CONTROL BRANCH,  
WORLD-WIDE - FY 1969

CONTROL BRANCH BY DATE	TOTAL	GENERALS	COLONELS	LIEUTENANT COLONELS	MAJORS	CAP- TAINS	FIRST LIEUTENANTS	SECOND LIEUTENANTS
<u>31 December (1968) - Total . . . . .</u>	<u>65247</u>	<u>435</u>	<u>6396</u>	<u>13244</u>	<u>18551</u>	<u>23447</u>	<u>1955</u>	<u>1219</u>
Nurse Corps . . . . .	827	-	14	104	313	370	26	-
Chaplain Corps . . . . .	587	2	65	194	229	97	-	-
Dental Corps . . . . .	691	1	100	203	239	148	-	-
Medical Corps . . . . .	1038	14	251	348	389	36	-	-
Medical Service Corps . . . . .	719	-	76	126	183	271	47	16
Veterinary Corps . . . . .	163	1	21	30	63	48	-	-
Biomedical Sciences . . . . .	340	-	10	47	112	155	15	1
Women in the Air Force . . . . .	208	-	3	46	68	89	-	2
Other Air Force Male . . . . .	60674	417	5856	12146	16955	22233	1867	1200
<u>30 June (1969) - Total . . . . .</u>	<u>65265</u>	<u>434</u>	<u>6463</u>	<u>13381</u>	<u>19346</u>	<u>22657</u>	<u>1333</u>	<u>1651</u>
Nurse Corps . . . . .	812	-	15	111	323	362	1	-
Chaplain Corps . . . . .	586	2	68	200	225	91	-	-
Dental Corps . . . . .	694	1	102	210	244	137	-	-
Medical Corps . . . . .	1029	16	278	354	358	23	-	-
Medical Service Corps . . . . .	715	-	78	127	195	274	27	14
Veterinary Corps . . . . .	162	1	22	31	65	43	-	-
Biomedical Sciences . . . . .	334	-	9	48	120	152	5	-
Women in the Air Force . . . . .	208	-	4	49	71	81	1	2
Other Air Force Male . . . . .	60725	414	5887	12251	17745	21494	1299	1635

Source: Operating Systems Division, Randolph Air Force Base, Texas.

UNCLASSIFIED

TABLE 89 — USAF FEMALE PERSONNEL BY TYPE, BY GRADE IN WHICH SERVING WORLD-WIDE —  
30 JUNE 1969

TYPE OF PERSONNEL BY GRADE	TOTAL <sup>a/</sup>	WOMEN IN THE AIR FORCE	AIR FORCE NURSE CORPS	OTHER MEDICAL
<u>Total</u> . . . . .	<u>12265</u>	<u>8423</u>	<u>3629</u>	<u>213</u>
<u>Officer - Total</u> . . . . .	<u>4858</u>	<u>1016</u>	<u>3629</u>	<u>213</u>
Colonel . . . . .	21	3	15	3
Lieutenant Colonel . . . . .	282	69	199	14
Major . . . . .	747	131	586	30
Captain . . . . .	1973	275	1590	108
First Lieutenant . . . . .	1012	204	767	41
Second Lieutenant . . . . .	823	334	472	17
<u>Airman - Total</u> . . . . .	<u>7407</u>	<u>7407</u>	-	-
Chief Master Sergeant . . . . .	6	6	-	-
Senior Master Sergeant . . . . .	31	31	-	-
Master Sergeant . . . . .	152	152	-	-
Technical Sergeant . . . . .	266	266	-	-
Staff Sergeant . . . . .	601	601	-	-
Sergeant . . . . .	1227	1227	-	-
Airman 1st Class . . . . .	2809	2809	-	-
Airman . . . . .	1774	1774	-	-
Airman Basic . . . . .	541	541	-	-

<sup>a/</sup> Includes mobilized personnel.

Source: Operating Systems Division, Randolph Air Force Base, Texas.

UNCLASSIFIED

**TABLE 90 - USAF OFFICERS BY AERONAUTICAL RATING, ON FLYING STATUS, BY GRADE IN WHICH SERVING, WORLD-WIDE, AT END OF QUARTER - FY 1969**

AERONAUTICAL RATING AND GRADE	<u>b/</u> 30 SEPTEMBER 1968	<u>b/</u> 31 DECEMBER 1968	<u>b/</u> 31 MARCH 1969	<u>b/</u> 30 JUNE 1969
<u>a/ PILOT - TOTAL</u> . . . . .	<u>42758</u>	<u>42389</u>	<u>42144</u>	<u>41490</u>
General . . . . .	372	367	365	363
Colonel . . . . .	4169	4180	4184	4177
Lieutenant Colonel . . . . .	7962	7894	7896	7768
Major . . . . .	13734	13712	13564	13314
Captain . . . . .	11894	11463	11202	11031
First Lieutenant . . . . .	3428	3562	3740	4047
Second Lieutenant . . . . .	1199	1211	1158	790
Warrant Officer . . . . .	-	-	-	-
<u>a/ NAVIGATOR/OBSERVER - TOTAL</u> . . . . .	<u>16902</u>	<u>16270</u>	<u>16492</u>	<u>16424</u>
General . . . . .	1	1	1	1
Colonel . . . . .	380	391	403	400
Lieutenant Colonel . . . . .	2068	2181	2167	2158
Major . . . . .	5720	5830	5919	5869
Captain . . . . .	7410	7010	6723	6525
First Lieutenant . . . . .	1016	1011	1024	1112
Second Lieutenant . . . . .	307	346	355	350
Warrant Officer . . . . .	-	-	-	-
<u>a/ FLIGHT SURGEON - TOTAL</u> . . . . .	<u>557</u>	<u>650</u>	<u>725</u>	<u>754</u>
General . . . . .	13	13	14	15
Colonel . . . . .	229	230	228	247
Lieutenant Colonel . . . . .	198	201	210	205
Major . . . . .	93	116	128	129
Captain . . . . .	24	90	145	158
First Lieutenant . . . . .	-	-	-	-
Second Lieutenant . . . . .	-	-	-	-
Warrant Officer . . . . .	-	-	-	-

a/ Rated officers in flying status 1, 3, and 6.  
b/ Includes mobilized officers.

Source: Operating Systems Division, Randolph Air Force Base, Texas.

## UNCLASSIFIED

TABLE 91 — USAF OFFICERS BY AERONAUTICAL STATUS, WORLD-WIDE, AT END OF QUARTER — FY 1969

RATING AND DESIGNATION	30 SEP 1968	31 DEC 1968	a/ 31 MAR 1969	a/ 30 JUN 1969
<u>TOTAL</u> . . . . .	<u>66,734</u>	<u>66,624</u>	<u>66,293</u>	<u>65,776</u>
b/ <u>RATED - TOTAL</u> . . . . .	<u>60,217</u>	<u>59,809</u>	<u>59,461</u>	<u>58,668</u>
<u>Pilot - Total</u> . . . . .	<u>42,758</u>	<u>42,389</u>	<u>42,144</u>	<u>41,490</u>
Command . . . . .	15,173	15,151	15,207	15,399
Senior . . . . .	14,478	13,939	13,429	12,650
Pilot . . . . .	13,107	13,299	13,508	13,441
<u>Navigator - Total</u> . . . . .	<u>16,514</u>	<u>16,388</u>	<u>16,230</u>	<u>16,074</u>
Master . . . . .	3,150	3,224	3,284	3,358
Senior . . . . .	7,561	7,531	7,428	7,309
Navigator . . . . .	5,803	5,633	5,518	5,407
<u>Aircraft Observer - Total</u> . . . . .	<u>388</u>	<u>382</u>	<u>362</u>	<u>350</u>
Master . . . . .	130	137	140	146
Senior . . . . .	227	216	198	180
Aircraft Observer . . . . .	31	29	24	24
<u>Flight Surgeon - Total</u> . . . . .	<u>557</u>	<u>650</u>	<u>725</u>	<u>754</u>
Chief . . . . .	90	94	93	96
Senior . . . . .	116	113	114	115
Flight Surgeon . . . . .	351	443	518	543
c/ <u>NON-RATED - TOTAL</u> . . . . .	<u>6,517</u>	<u>6,815</u>	<u>6,832</u>	<u>7,108</u>
<u>Aeronautical Designation - Total</u> . . . . .	<u>951</u>	<u>933</u>	<u>874</u>	<u>809</u>
Flight Medical Officer . . . . .	419	401	363	330
Flight Nurse . . . . .	532	532	511	479
<u>Other - Total</u> . . . . .	<u>5,566</u>	<u>5,882</u>	<u>5,958</u>	<u>6,299</u>

a/ Includes mobilized officers.

b/ Rated officers in flying status 1, 3, and 6.

c/ Non-rated officers in flying status 1, 3, 6, 7, and 8.

Source: Operating Systems Division, Randolph Air Force Base, Texas.

UNCLASSIFIED

TABLE 92 - USAF OFFICERS BY AERONAUTICAL RATING ON FLYING STATUS, BY COMMAND, WORLD-WIDE - 30 JUNE 1969

COMMAND	a/ TOTAL	b/ PILOTS	b/ NAVIGATORS & OBSERVERS	c/ OTHER
<u>TOTAL</u> . . . . .	<u>65,776</u>	<u>41,490</u>	<u>16,424</u>	<u>7,862</u>
<u>PERMANENT PARTY - TOTAL</u> . . . . .	<u>56,396</u>	<u>38,455</u>	<u>15,139</u>	<u>2,802</u>
<u>CONTINENTAL US - TOTAL</u> . . . . .	<u>39,360</u>	<u>26,100</u>	<u>11,247</u>	<u>2,013</u>
Aeronautical Chart and Information Center . . . . .	18	15	3	-
Aerospace Defense Command . . . . .	2,614	1,796	563	255
Air Force Accounting and Finance Center . . . . .	12	8	4	-
Air Force Communications Service . . . . .	250	177	62	11
Air Force Logistics Command . . . . .	700	493	131	76
Air Force Systems Command . . . . .	2,707	1,670	603	434
Air Training Command . . . . .	3,911	3,249	490	172
Air University . . . . .	800	545	237	18
Air Force Reserve . . . . .	99	83	11	5
Air Reserve Personnel Center . . . . .	-	-	-	-
Data Systems Design Center . . . . .	15	9	6	-
Headquarters Command, USAF . . . . .	1,831	1,342	394	95
Headquarters US Air Force . . . . .	1,829	1,456	330	43
Military Airlift Command . . . . .	5,546	3,811	1,459	276
Office of Aerospace Research . . . . .	60	34	14	12
Strategic Air Command . . . . .	12,094	6,233	5,470	391
Tactical Air Command . . . . .	6,447	4,906	1,342	199
United States Air Force Academy . . . . .	325	227	87	11
USAF Security Service . . . . .	102	46	41	15
<u>OVERSEA - TOTAL</u> . . . . .	<u>17,036</u>	<u>12,355</u>	<u>3,892</u>	<u>789</u>
Aeronautical Chart and Information Center . . . . .	7	5	2	-
Aerospace Defense Command . . . . .	66	49	14	3
Air Force Accounting and Finance Center . . . . .	-	-	-	-
Air Force Communications Service . . . . .	200	109	86	5
Air Force Logistics Command . . . . .	42	30	12	-
Air Force Systems Command . . . . .	130	89	38	3
Air Training Command . . . . .	3	3	-	-
Air University . . . . .	5	1	4	-
Air Force Reserve . . . . .	-	-	-	-
Air Reserve Personnel Center . . . . .	-	-	-	-
Data Systems Design Center . . . . .	-	-	-	-
Headquarters Command, USAF . . . . .	1,214	956	233	25
Headquarters US Air Force . . . . .	22	15	6	1
Military Airlift Command . . . . .	1,566	1,101	309	156
Office of Aerospace Research . . . . .	9	8	-	1
Strategic Air Command . . . . .	916	450	445	21
Tactical Air Command . . . . .	46	37	9	-
United States Air Force Academy . . . . .	1	1	-	-
USAF Security Service . . . . .	91	33	25	33
Alaskan Air Command . . . . .	256	194	34	28
Pacific Air Forces . . . . .	9,461	6,975	2,143	343
United States Air Forces in Europe . . . . .	2,724	2,067	495	162
USAF Southern Command . . . . .	277	232	37	8
<u>PIPELINE - TOTAL</u> . . . . .	<u>9,380</u>	<u>3,035</u>	<u>1,285</u>	<u>5,060</u>

a/Includes mobilized officers.  
 b/Rated officers in flying status 1, 3, and 6.  
 c/Includes flight surgeons in flying status 1,3, and 6, and all non-rated officers in flying status 1,3,6,7, and 8.

Source: Operating Systems Division, Randolph Air Force Base, Texas.

**UNCLASSIFIED**

TABLE 93 — USAF OFFICERS ON FLYING STATUS BY AERONAUTICAL RATING, BY AGE, WORLD-WIDE  
SEMIANNUALLY — 31 DECEMBER 1968 AND 30 JUNE 1969

AGE GROUP	31 DECEMBER 1968 <sup>b/</sup>				30 JUNE 1969 <sup>a/ b/</sup>			
	Total	Pilot	Navigators and Observers	Flight Surgeons	Total	Pilot	Navigators and Observers	Flight Surgeons
<u>TOTAL</u> . . . . .	<u>59,809</u>	<u>42,389</u>	<u>16,770</u>	<u>650</u>	<u>58,668</u>	<u>41,490</u>	<u>16,424</u>	<u>754</u>
<u>20 thru 24 - Total</u> . . . . .	<u>3,060</u>	<u>2,379</u>	<u>681</u>	<u>-</u>	<u>3,309</u>	<u>2,504</u>	<u>805</u>	<u>-</u>
<u>25 thru 29 - Total</u> . . . . .	<u>13,040</u>	<u>8,914</u>	<u>4,043</u>	<u>83</u>	<u>12,672</u>	<u>8,887</u>	<u>3,637</u>	<u>148</u>
<u>30 thru 34 - Total</u> . . . . .	<u>10,759</u>	<u>6,310</u>	<u>4,335</u>	<u>114</u>	<u>9,591</u>	<u>5,419</u>	<u>4,036</u>	<u>136</u>
<u>35 thru 39 - Total</u> . . . . .	<u>14,716</u>	<u>10,265</u>	<u>4,309</u>	<u>142</u>	<u>14,817</u>	<u>10,206</u>	<u>4,457</u>	<u>154</u>
<u>40 thru 44 - Total</u> . . . . .	<u>6,774</u>	<u>5,231</u>	<u>1,452</u>	<u>91</u>	<u>6,617</u>	<u>5,015</u>	<u>1,508</u>	<u>94</u>
<u>45 thru 49 - Total</u> . . . . .	<u>8,757</u>	<u>7,156</u>	<u>1,483</u>	<u>118</u>	<u>8,739</u>	<u>7,138</u>	<u>1,484</u>	<u>117</u>
<u>50 thru 54 - Total</u> . . . . .	<u>2,618</u>	<u>2,087</u>	<u>466</u>	<u>65</u>	<u>2,826</u>	<u>2,267</u>	<u>494</u>	<u>65</u>
<u>55 thru 59 - Total</u> . . . . .	<u>82</u>	<u>45</u>	<u>1</u>	<u>36</u>	<u>94</u>	<u>51</u>	<u>3</u>	<u>40</u>
<u>60 and Older - Total</u> . . . . .	<u>3</u>	<u>2</u>	<u>-</u>	<u>1</u>	<u>3</u>	<u>3</u>	<u>-</u>	<u>-</u>

<sup>a/</sup> Includes mobilized officers.

<sup>b/</sup> Rated Officers in flying status 1, 3, and 6.

Source: Operating Systems Division, Randolph Air Force Base, Texas.

**UNCLASSIFIED**



TABLE 94 - ASSIGNED USAF OFFICERS BY OCCUPATIONAL FIELD BASED ON DUTY SPECIALTY, WORLD-WIDE - 30 JUN 1969

OCCUPATIONAL FIELD	ASSIGNED <sup>1/</sup>			
	TOTAL	PERMANENT PARTY	STUDENTS	PATIENTS
TOTAL . . . . .	135475	120588	14775	112
Commander and Director Specialties . . . . .	4442	4399	43	
Pilot and Navigator Observer . . . . .	44210	40560	3650	
Aircraft Control . . . . .	631	625	6	
Weapons Director . . . . .	2958	2953	5	
Missile Operations . . . . .	3529	3509	20	
Safety . . . . .	945	934	11	
Space Systems . . . . .	506	488	18	
Audio-Visual . . . . .	337	320	17	
Weather . . . . .	2312	2037	275	
Scientific . . . . .	1984	1542	442	
Research and Development Management . . . . .	727	701	26	
Development Engineering . . . . .	6600	5730	870	
System Program Management . . . . .	942	834	108	
Communications-Electronics . . . . .	5530	4811	719	
Missile . . . . .	626	617	9	
Avionics . . . . .	1057	972	85	
Aircraft Maintenance . . . . .	4455	4086	369	
Units . . . . .	1331	1233	98	
Motor Vehicle Maintenance . . . . .				
Civil Engineering . . . . .	2268	2148	120	
Cartography . . . . .	210	207	3	
Transportation . . . . .	1297	1281	16	
Supply Services . . . . .	541	535	6	
Fuels . . . . .	222	221	1	
Supply Management . . . . .	2645	2593	52	
Procurement Management . . . . .	1782	1636	146	
Logistics . . . . .	915	890	25	
Financial . . . . .	1524	1453	71	
Data Automation . . . . .	1084	951	133	
Management Analysis . . . . .	436	399	37	
Administration . . . . .	3378	3366	12	
Personnel . . . . .	2777	2706	71	
Manpower Management . . . . .	932	898	34	
Education and Training . . . . .	2336	2202	134	
Information . . . . .	881	862	19	
Intelligence . . . . .	4134	3740	394	
Security Police . . . . .	880	871	9	
Special Investigations . . . . .	881	852	29	
Legal . . . . .	1209	1183	26	
Chaplain . . . . .	1173	1169	4	
Medical . . . . .	13315	12242	1073	
Interim AFSC . . . . .	2	2		
Computer Systems Utilization Field . . . . .	213	211	2	
Non-Career Area Utilization Field . . . . .	451	439	12	
Reporting Identifiers . . . . .	6867	1180	5575	112

1/ Includes mobilized officers.

Source: Operating Systems Division, Randolph Air Force Base, Texas.

~~CONFIDENTIAL~~

TABLE 95 - AUTHORIZED AND ASSIGNED PERMANENT PARTY AIRMEN BY CONTROL AF SPECIALTY WITHIN CAREER FIELD, BY SKILL LEVEL, WORLD-WIDE, SEMIANNUALLY - 31 DEC 1968 AND 30 JUN 1969

DATE, CATEGORY, AND CAREER FIELD	TOTAL		SKILL LEVEL STATUS									
			Unskilled (1)		Semi-Skilled (3)		Skilled (5)		Advanced (7)		Superintendent (9)	
	Author-ized	As-signed	Author-ized	As-signed	Author-ized	As-signed	Author-ized	As-signed	Author-ized	As-signed	Author-ized	As-signed
<u>31 DECEMBER 1968 - TOTAL</u>	<u>688291</u>	<u>672439</u>	<u>1376</u>	<u>267</u>	<u>162511</u>	<u>133262</u>	<u>355278</u>	<u>385826</u>	<u>143976</u>	<u>131064</u>	<u>25150</u>	<u>22020</u>
<b>HIGHLY TECHNICAL - TOTAL</b>	<b>338639</b>	<b>333223</b>	<b>11</b>	<b>167</b>	<b>64924</b>	<b>59695</b>	<b>173376</b>	<b>184493</b>	<b>85301</b>	<b>75455</b>	<b>15027</b>	<b>13413</b>
<b>1st Sergeant</b>	2324	2209	-	-	-	-	-	-	1820	1587	504	622
<b>Intelligence</b>	12186	10786	-	6	2115	3059	7093	5289	2504	2104	474	328
<b>Weather</b>	4805	4692	-	-	901	875	2409	2638	1237	940	258	239
<b>Space Control Systems Operations</b>	24472	24179	-	3	3734	5115	11798	11388	7818	6645	1122	1028
<b>Communications Operations</b>	30910	31252	8	3	6231	6249	18951	19429	4749	4759	971	812
<b>Communications-Electronics Systems</b>	56505	56118	-	16	7504	8796	32384	33174	14225	11995	2392	2137
<b>Missile Electronic Maintenance</b>	6536	6505	-	-	709	688	3032	3232	2334	2160	461	425
<b>Avionics Systems</b>	16902	17699	-	-	3224	1676	7854	9757	5071	5454	753	811
<b>Training Devices</b>	2951	3096	-	-	109	473	1889	1736	830	758	123	121
<b>Aircraft Accessory Maintenance</b>	34010	30871	2	-	7573	4767	18716	18915	7139	6672	580	511
<b>Aircraft Maintenance</b>	115182	112135	-	15	24144	18665	55377	62752	29471	25352	6190	5351
<b>Missile Maintenance</b>	3676	3584	-	-	626	366	1718	1928	1137	1105	195	181
<b>Munitions and Weapons Maintenance</b>	23402	25343	-	19	6137	6986	11700	13814	4742	3892	823	631
<b>Education and Training</b>	4778	4649	1	-	1917	1980	455	441	2224	2032	181	191
<b>Interim AFSC</b>	-	105	-	105	-	-	-	-	-	-	-	-
<b>TECHNICAL - TOTAL</b>	<b>141386</b>	<b>137175</b>	<b>46</b>	<b>81</b>	<b>28406</b>	<b>28455</b>	<b>77628</b>	<b>74983</b>	<b>29686</b>	<b>28590</b>	<b>5620</b>	<b>5066</b>
<b>Photomapping</b>	3028	3163	-	-	254	661	2150	1828	574	628	50	46
<b>Safety</b>	1009	952	-	-	85	204	269	259	595	430	60	59
<b>Wire Communications Systems Maintenance</b>	9030	8919	-	2	1507	1159	5774	5815	1548	1753	201	190
<b>Intricate Equipment Maintenance</b>	2772	2685	-	-	471	334	1687	1732	571	579	43	40
<b>Metal Working</b>	10259	9335	5	-	2474	1830	5986	5845	1597	1482	197	178
<b>Procurement</b>	1479	1405	2	-	93	230	679	625	603	452	102	98
<b>Accounting and Finance and Auditing</b>	7060	6815	8	14	1312	1115	3522	3827	1911	1552	307	307
<b>Data Systems</b>	7425	7460	-	4	1076	1507	3620	3840	2225	1758	504	351
<b>Administrative</b>	46918	46265	12	12	8887	11495	29791	25803	7118	7885	1110	1070
<b>Information</b>	1824	2224	-	-	530	1012	518	723	698	413	78	76
<b>Personnel</b>	17805	17054	2	-	3059	2854	7161	7551	5610	4902	1973	1747
<b>Special Investigations</b>	1028	980	-	-	254	455	-	-	697	452	77	73
<b>Medical</b>	23735	22398	8	49	6044	3785	12673	13431	4353	4516	657	617
<b>Aircrew Protection</b>	3700	3549	8	-	787	569	2089	2141	708	753	108	86
<b>Dental</b>	3539	3233	1	-	1295	962	1709	1563	466	651	68	57
<b>Management Analysis</b>	775	738	-	-	278	283	-	-	412	384	85	71

~~CONFIDENTIAL~~

DOWNGRADED AT 3 YEAR INTERVALS;  
 DECLASSIFIED AFTER 12 YEARS.  
 DOD DIR. 5200.10

TABLE 95 - AUTHORIZED AND ASSIGNED PERMANENT PARTY AIRMEN BY CONTROL AF SPECIALTY WITHIN CAREER FIELD, BY SKILL LEVEL, WORLD-WIDE, SEMIANNUALLY - 31 DEC 1968 AND 30 JUN 1969 (CONTINUED)

DATE, CATEGORY, AND CAREER FIELD	TOTAL		SKILL LEVEL STATUS									
			Unskilled (1)		Semi-Skilled (3)		Skilled (5)		Advanced (7)		Superintendent (9)	
	Author-ized	As-signed	Author-ized	As-signed	Author-ized	As-signed	Author-ized	As-signed	Author-ized	As-signed	Author-ized	As-signed
<b>SEMI-TECHNICAL - TOTAL</b> . . . . .	208266	202041	1319	19	69181	45112	104274	126350	28989	27019	4503	3541
Photographic . . . . .	4650	4472	1	2	1042	1070	2687	2649	823	678	97	73
Motor Vehicle Maintenance . . . . .	8920	9079	4	2	2249	2338	5256	5382	1197	1191	214	166
Civil Engineering Mechanical/Electrical . . . . .	14772	15089	36	-	3303	3705	8782	8929	2371	2258	280	197
Civil Engineering Structural/Pavements . . . . .	17181	17870	193	5	6753	4824	7388	10732	2339	2042	508	267
Civil Engineering Sanitation . . . . .	2078	2080	23	1	759	544	1026	1319	238	199	32	17
Fire Protection . . . . .	9413	9521	3	-	3606	1775	4970	6796	722	854	112	96
Fabric, Leather and Rubber . . . . .	2577	2603	-	1	769	263	1477	1883	322	446	9	10
Marine . . . . .	228	238	-	-	34	64	117	124	71	46	6	4
Transportation . . . . .	27748	26898	15	4	9279	6306	14384	16948	3601	3265	469	375
Supply Services . . . . .	2350	2478	1	-	613	462	1119	1391	500	535	117	90
Food Services . . . . .	12034	11908	9	-	4174	2532	6212	7583	1448	1649	191	144
Fuel Services . . . . .	9978	9182	1	-	3270	1343	5481	6706	1048	995	178	138
Supply . . . . .	46032	44711	692	1	10642	7939	23277	26925	9779	8498	1642	1348
Printing . . . . .	1243	1367	-	-	259	183	763	911	201	255	20	18
Special Services . . . . .	3286	3540	4	1	858	783	1439	1856	822	730	163	170
Band . . . . .	1726	1815	-	-	642	403	661	975	361	379	62	58
Security Police . . . . .	44050	39190	337	2	20929	10578	19235	25241	3146	2999	403	370
<b>30 JUNE 1969 - TOTAL</b> . . . . .	<b>673549</b>	<b>649369</b>	<b>838</b>	<b>346</b>	<b>157491</b>	<b>115272</b>	<b>348667</b>	<b>388297</b>	<b>141981</b>	<b>124469</b>	<b>24572</b>	<b>20985</b>
<b>HIGHLY TECHNICAL - TOTAL</b> . . . . .	<b>328667</b>	<b>325945</b>	<b>17</b>	<b>148</b>	<b>62734</b>	<b>52882</b>	<b>168701</b>	<b>187521</b>	<b>82896</b>	<b>72758</b>	<b>14319</b>	<b>12636</b>
First Sergeant . . . . .	2294	2288	-	-	-	-	-	-	1791	1759	503	529
Intelligence . . . . .	12242	10578	-	1	2088	2301	7032	5971	2654	1963	468	342
Weather . . . . .	4871	4671	-	1	893	860	2430	2616	1268	955	280	239
Aerospace Control Systems Operations . . . . .	23703	23579	-	4	3541	4624	11212	11498	7859	6472	1091	981
Communications Operations . . . . .	30167	30328	13	5	5843	4967	18584	20167	4747	4411	980	778
Communications-Electronics Systems . . . . .	56460	55246	1	15	7560	7299	32408	34051	14073	11838	2418	2043
Missile Electronic Maintenance . . . . .	6339	6410	-	1	714	611	2907	3321	2268	2071	450	406
Avionics Systems . . . . .	16940	17038	-	4	3312	1671	7758	9504	5118	5088	752	771
Training Devices . . . . .	2946	2953	-	-	103	356	1889	1744	827	731	127	122
Aircraft Accessory Maintenance . . . . .	32676	30307	2	-	7194	4938	17993	18870	6935	6048	552	451
Aircraft Maintenance . . . . .	108773	109251	-	4	23037	17662	52933	62148	27318	24441	5485	4996
Missile Maintenance . . . . .	3589	3530	-	2	600	350	1664	1919	1133	1073	192	186
Munitions and Weapons Maintenance . . . . .	23020	24890	-	29	6025	5649	11474	15275	4687	3927	834	610
Education and Training . . . . .	4647	4794	1	-	1824	2194	417	437	2218	1981	187	182
Interim AFSC . . . . .	-	82	-	82	-	-	-	-	-	-	-	-

DOWNGRADED AT 3 YEAR INTERVALS;  
DECLASSIFIED AFTER 12 YEARS.  
DOD DIR. 5200.10

TABLE 95 - AUTHORIZED AND ASSIGNED PERMANENT PARTY AIRMEN BY CONTROL AF SPECIALTY WITHIN CAREER FIELD, BY SKILL LEVEL, WORLD-WIDE, SEMIANNUALLY - 31 DEC 1968 AND 30 JUN 1969 (CONTINUED)

DATE, CATEGORY, AND CAREER FIELD	TOTAL		SKILL LEVEL STATUS									
			Unskilled (1)		Semi-Skilled (3)		Skilled (5)		Advanced (7)		Superintendent (9)	
	Author-ized	As-signed	Author-ized	As-signed	Author-ized	As-signed	Author-ized	As-signed	Author-ized	As-signed	Author-ized	As-signed
<b>TECHNICAL - TOTAL</b>	138967	133012	46	192	27183	25581	76475	75588	29581	26802	5682	4859
Photomapping	2974	2944	-	1	252	485	2113	1833	588	574	51	51
Safety	1001	950	-	-	86	171	259	276	593	450	63	53
Wire Communications Systems Maintenance	8891	8723	-	-	1622	1355	5554	5706	1522	1495	193	167
Intricate Equipment Maintenance	2055	1907	-	-	268	352	1315	1122	438	405	34	28
Metal Working	10307	9255	5	-	2427	1766	6096	5955	1594	1378	185	156
Procurement	1478	1368	2	1	90	189	683	637	593	452	110	89
Accounting and Finance and Auditing	6938	6500	8	46	1263	1079	3478	3607	1882	1479	307	289
Data Systems	7335	7278	-	2	917	1210	3605	4087	2290	1643	523	336
Administrative	46585	44376	10	2	8575	9617	29575	26578	7292	7129	1133	1050
Information	1807	2165	-	1	530	911	501	776	697	409	79	68
Personnel	17437	17487	2	-	2895	3170	7004	7668	5529	4948	2007	1701
Special Investigations	995	1032	-	-	234	477	-	-	684	487	77	68
Medical	23239	21506	10	129	5956	3363	12289	13170	4330	4252	654	592
Aircrew Protection	3646	3631	8	-	771	591	2046	2221	705	731	116	88
Dental	3521	3166	1	-	1291	727	1696	1799	464	586	69	54
Management Analysis	758	724	-	-	6	118	261	153	410	384	81	69
<b>SEMI-TECHNICAL - TOTAL</b>	205915	190412	775	16	67574	36809	103491	125188	29504	24909	4571	3490
Audio - Visual	4697	4349	1	1	1092	848	2668	2764	840	662	96	74
Motor Vehicle Maintenance	8667	8533	-	2	2068	2099	5187	5204	1192	1084	220	144
Civil Engineering Mechanical/Electrical	14859	14778	36	-	3299	2909	8890	9596	2364	2083	270	190
Civil Engineering Structural/Pavements	16554	16203	203	-	6198	3507	7318	10643	2321	1796	514	257
Civil Engineering Sanitation	2069	1960	23	-	750	368	1026	1375	235	201	35	16
Fire Protection	9456	8521	3	-	3529	1572	5048	6170	759	686	117	93
Fabric, Leather and Rubber	2520	2405	-	-	751	212	1470	1778	310	406	9	9
Marine	227	234	-	-	29	61	121	114	71	54	6	5
Transportation	28213	24622	15	1	9064	5711	14503	15553	4124	2977	507	380
Supply Services	2487	2244	3	-	658	429	1156	1230	550	496	120	89
Food Services	11735	11050	8	-	4036	2354	6050	7076	1450	1476	191	144
Fuel Services	9994	8383	1	-	3235	1301	5498	6085	1079	865	181	132
Supply	44780	42635	63	1	10748	6680	22730	26468	9630	8147	1609	1339
Printing	1236	1267	-	-	244	143	765	863	207	242	20	19
Special Services	3273	3441	4	2	791	608	1419	1951	862	710	197	170
Band	1726	1727	-	-	644	285	659	1035	360	349	63	58
Security Police	43422	38060	415	9	20458	7722	18983	27283	3150	2675	416	371

Source: Operating Systems Division, Randolph Air Force Base, Texas.

DECLASSIFIED AT 3 YEAR INTERVALS;  
DECLASSIFIED AFTER 12 YEARS.  
DOD DIR. 5200.10

**TABLE 96 — REGULAR USAF OFFICERS SELECTED FOR PERMANENT PROMOTION, WORLD-WIDE — FY 1969**

(All data reflect officers selected for promotion. The actual number promoted would be somewhat less, due to deaths resignations, retirements, etc. The date indicated is that of the Selection Board reports and does not necessarily reflect the date of the actual promotions. Selections, with the exception of Lieutenants, are made annually by Headquarters, USAF Selection Boards. Second Lieutenants are promoted in accordance with Section 8298, Title 10, USC and AFR 36-11, dated 9 August 1963.)

GRADE TO WHICH PROMOTED	OFFICERS SELECTED	GRADE TO WHICH PROMOTED	OFFICERS SELECTED	GRADE TO WHICH PROMOTED	OFFICERS SELECTED
<u>TOTAL</u> . . . . .	<u>10,633</u>	Lieutenant Colonel - Total	<u>2,083</u>	Captain - Total . . . . .	<u>3,261</u>
LINE - TOTAL . . . . .	9,985	Line . . . . .	1,957	Line . . . . .	3,080
OTHER THAN LINE - TOTAL . . . . .	648	Other Than Line . . . . .	126	Other Than Line . . . . .	181
<u>Colonel - Total</u> . . . . .	<u>590</u>	<u>Major - Total</u> . . . . .	<u>3,039</u>	<u>First Lieutenant - Total</u> . . . . .	<u>1,660</u>
Line . . . . .	552	Line . . . . .	2,803	Line . . . . .	1,593
Other Than Line . . . . .	38	Other Than Line . . . . .	236	Other Than Line . . . . .	67

Source: Operating Systems Division, Randolph AFB, Texas

**TABLE 97 — TEMPORARY PROMOTIONS OF USAF OFFICERS TO GENERAL OFFICERS BY GRADE TO WHICH PROMOTED, WORLD-WIDE — FY 1969**

(Table below indicates the number of actual promotions by quarter in which promoted for the periods covered. Temporary promotions covered both regular and nonregular officers.)

QUARTER	TOTAL	GENERAL	LIEUTENANT GENERAL	MAJOR GENERAL	BRIGADIER GENERAL
<u>TOTAL</u> . . . . .	<u>53</u>	<u>3</u>	<u>4</u>	-	<u>46</u>
First Quarter . . . . .	25	2	2	-	21
Second Quarter . . . . .	6	-	-	-	6
Third Quarter . . . . .	20	1	2	-	17
Fourth Quarter . . . . .	2	-	-	-	2

Source: Operating Systems Division, Randolph AFB, Texas

**TABLE 98 — USAF OFFICERS SELECTED FOR TEMPORARY PROMOTIONS, WORLD-WIDE — FY 1969**

(Selections made by Selection Boards do not necessarily mean actual promotions, as cancellations may be made because of normal attritions, etc. The table includes both regular and nonregular officers. Temporary promotion to Captain and temporary promotions of all Second Lieutenants to First Lieutenant are not included in the table as such promotions were not accomplished by action of a selection board.)

GRADE TO WHICH SELECTED	OFFICERS SELECTED	GRADE TO WHICH SELECTED	OFFICERS SELECTED
<u>TOTAL</u> . . . . .	<u>7,789</u>	<u>Major - Total</u> . . . . .	<u>3,636</u>
LINE . . . . .	7,172	Line . . . . .	3,320
OTHER THAN LINE . . . . .	617	Other Than Line . . . . .	316
<u>Colonel - Total</u> . . . . .	<u>1,165</u>		
Line . . . . .	1,097		
Other Than Line . . . . .	68		
<u>Lieutenant Colonel - Total</u> . . . . .	<u>2,988</u>		
Line . . . . .	2,755		
Other Than Line . . . . .	233		

Source: Operating Systems Division, Randolph AFB, Texas

## UNCLASSIFIED

TABLE 99 — PROMOTIONS OF TOP SIX GRADE AIRMEN BY FISCAL YEAR — FY 1965 THRU FY 1969

GRADE TO WHICH PROMOTED	FISCAL YEAR				
	1965	1966	1967	1968	1969
<b>TOTAL</b> . . . . .	<u>84420</u>	<u>162338</u>	<u>157686</u>	<u>176153</u>	<u>236329</u>
Chief Master Sergeant (E-9) . . . . .	821	781	1556	1881	1224
Senior Master Sergeant (E-8) . . . . .	2243	2635	4542	5111	3659
Master Sergeant (E-7) . . . . .	7343	13365	9826	10524	12335
Technical Sergeant (E-6) . . . . .	11659	29332	17951	18882	24699
Staff Sergeant (E-5) . . . . .	19215	37885	26583	38214	54199
Sergeant (E-4) . . . . .	43139	78340	97228	101541	140213

Source: Operating Systems Division, Randolph Air Force Base, Texas.

UNCLASSIFIED

## UNCLASSIFIED

TABLE 100 - GAINS AND LOSSES OF USAF OFFICERS TO THE ACTIVE MILITARY STRENGTH  
WORLD-WIDE - FY 1969

ITEM DESCRIPTION	TOTAL	COMMISSIONED OFFICERS			WARRANT OFFICERS	
		MALE	WAF	AFN/MS	MALE	WAF
<b>GAINS a/</b>						
<u>TOTAL</u> . . . . .	<u>13,119</u>	<u>12,145</u>	<u>241</u>	<u>733</u>	-	-
To EAD from AFRES (Initial Tour) . . . . .	7,538	6,812	-	726	-	-
To EAD from AFRES (Second or Subsequent Tour) . . . . .	44	43	1	-	-	-
To EAD from ANG (Initial Tour) . . . . .	1	1	-	-	-	-
To EAD from ANG (Second or Subsequent Tour) . . . . .	7	7	-	-	-	-
To EAD from Retired Status . . . . .	6	6	-	-	-	-
Commissioned in Regular Air Force . . . . .	29	29	-	-	-	-
Commissioned from USMA, USNA, USAFA . . . . .	692	692	-	-	-	-
RES Officers Released and Immediately Recalled Without Break in AMS . . . . .	4	4	-	-	-	-
Commissioned from OTS Through Bootstrap Program . . . . .	160	160	-	-	-	-
REG Officers Recalled as Temporary Officers Without Component . . . . .	2	2	-	-	-	-
Transferred from Army or Navy . . . . .	14	9	-	5	-	-
Commissioned from OTS through AECP . . . . .	354	353	1	-	-	-
Commissioned from OTS (not AECP) . . . . .	4,246	4,007	239	-	-	-
Recalled to EAD from ANG and Air Force Reserves . . . . .	2	2	-	-	-	-
Unknown - Uniform Officer Record Incomplete . . . . .	20	18	-	2	-	-
<b>LOSSES a/</b>						
<u>TOTAL</u> . . . . .	<u>15,917</u>	<u>14,596</u>	<u>107</u>	<u>923</u>	<u>291</u>	-
Resigned - Hardship . . . . .	58	57	-	1	-	-
Resigned - Completion of Required Service . . . . .	1,454	1,445	1	8	-	-
Resigned - Regular Officer Enlistment in Regular Establishment . . . . .	18	18	-	-	-	-
Resigned - Withdrawal of Ecclesiastical Indorsement . . . . .	9	9	-	-	-	-
Resigned - To Attend School . . . . .	18	18	-	-	-	-
Resigned - Substandard Performance . . . . .	27	20	-	7	-	-
Resigned - Homosexuality (Class II) . . . . .	11	10	1	-	-	-
Resigned - Homosexuality (Class III) . . . . .	4	4	-	-	-	-
Resigned - Unfitness or Unacceptable Conduct . . . . .	27	24	-	3	-	-
Resigned - In Lieu of Courts-Martial . . . . .	25	24	-	1	-	-
Resigned - Unqualified or Other Reasons . . . . .	104	92	6	5	1	-
Discharged - Substandard Performance of Duty (Voluntary) . . . . .	1	1	-	-	-	-
Discharged - Unfitness (Voluntary) . . . . .	5	4	-	1	-	-
Discharged - Marriage (Voluntary) . . . . .	67	2	10	55	-	-
Discharged - Pregnancy (Voluntary) . . . . .	189	2	25	162	-	-
Discharged - Parenthood - Minor Children (Voluntary) . . . . .	5	-	3	2	-	-
Discharged - Failure of Selection of Permanent Promotion (Voluntary) . . . . .	52	50	-	2	-	-
Discharged - Conscientious Objectors . . . . .	1	1	-	-	-	-
Discharged - Homosexuality Class II (Board Action or in Lieu of) . . . . .	2	2	-	-	-	-
Discharged - Unfitness (Board Action or in Lieu of) . . . . .	12	12	-	-	-	-
Discharged - Substandard Performance of Duty (Board Action or in Lieu of) . . . . .	4	4	-	-	-	-
Withdrawal of Ecclesiastical Indorsement (Board Action or in Lieu of) . . . . .	1	1	-	-	-	-
Discharged - Pregnancy (Board Action) . . . . .	55	-	7	48	-	-
Discharged - Parenthood - Minor Children (Board Action) . . . . .	7	-	1	6	-	-
Voluntary Release from EAD - Hardship . . . . .	81	79	-	2	-	-
Voluntary Release from EAD - Completion of Required Service . . . . .	84	81	-	3	-	-
Voluntary Release from EAD - Revert to WO Status . . . . .	2	2	-	-	-	-
Voluntary Release from EAD - To attend School . . . . .	161	158	1	2	-	-
Expiration of AD Commitment - Other . . . . .	368	351	1	16	-	-
Expiration of AD Commitment - Established Date of Separation . . . . .	5,083	4,642	20	421	-	-
Failure of Selection for Promotion - Permanent - Reserve . . . . .	11	9	-	1	1	-
Failure of Selection for Promotion - Temporary . . . . .	279	261	8	10	-	-
Disapproval of Requests for Extension of EAD . . . . .	-	-	-	-	-	-
Less than 12 Months Retainability . . . . .	365	319	1	45	-	-
Strength Adjustment . . . . .	850	842	3	1	4	-

UNCLASSIFIED

UNCLASSIFIED

TABLE 100 - GAINS AND LOSSES OF USAF OFFICERS TO THE ACTIVE MILITARY STRENGTH  
WORLD-WIDE - FY 1969 (CONTINUED)

ITEM DESCRIPTION	TOTAL	COMMISSIONED OFFICER			WARRANT OFFICER	
		MALE	WAF	AFN/MS	MALE	WAF
LOSSES (Continued) <sup>a/</sup>						
Selected for Demotion - Not Demotable . . . . .	-	-	-	-	-	-
Under Sentence to Dismissal - Awaiting Review . . . . .	-	-	-	-	-	-
Project 20-10 . . . . .	-	-	-	-	-	-
Directed by Secretary - Unfitness . . . . .	-	-	-	-	-	-
Directed by Secretary - Substandard Performance . . . . .	-	-	-	-	-	-
Directed by Secretary - Convenience of Government . . . . .	2	2	-	-	-	-
Release From EAD (Unit Demobilization) - Release of Reserve Units . . . . .	549	530	-	17	2	-
Release From EAD (Unit Demobilization) - Release of ANG and ANGUS . . . . .	836	814	-	17	5	-
Revert to Retired List . . . . .	1	1	-	-	-	-
Release From AD (Physical Disability) . . . . .	1	1	-	-	-	-
Discharged - Physical Disability - Entitled to Severance Pay . . . . .	95	87	1	7	-	-
Discharged - Physical Disability - Not Entitled to Severance Pay . . . . .	45	36	1	8	-	-
Vacation of Appointment to Accept Civil Office . . . . .	-	-	-	-	-	-
Dropped From Rolls - Headquarters, USAF (Rolls of the Air Force). . . . .	1	1	-	-	-	-
Dropped From Rolls - Conviction and Confinement by Civil Authorities. . . . .	-	-	-	-	-	-
20 Year Active Service Career . . . . .	12	12	-	-	-	-
Dropped From Rolls - Missing or POW . . . . .	-	-	-	-	-	-
Deaths - All Causes . . . . .	328	323	-	4	1	-
Directed by HQ USAF . . . . .	27	27	-	-	-	-
Voluntary Retirement (20 Year Reserve Career Program) . . . . .	600	570	3	8	19	-
Permanent Disability Retirement (20 Year Reserve Career Program) . . . . .	70	67	-	2	1	-
Voluntary Retirement (20 Years Active Service or More) . . . . .	2,052	1,877	6	12	157	-
Permanent Disability Retirement (20 Years Active Service or More) . . . . .	406	359	-	8	39	-
Retirement - Permanent by Reason of Physical Disability . . . . .	262	235	2	9	16	-
Retirement - Placed on Temporary Disability Retired List . . . . .	211	182	3	24	2	-
Re-Retirement . . . . .	1	1	-	-	-	-
Retirements - All Other . . . . .	978	927	3	5	43	-

<sup>a/</sup> Includes mobilized officers.

Source: Operating Systems Division, Randolph Air Force Base, Texas.

UNCLASSIFIED



TABLE 101 - GAINS, LOSSES, AND STATUS CHANGES OF AIRMEN TO USAF ACTIVE MILITARY STRENGTH, WORLD-WIDE - FY 1969

ITEM DESCRIPTION	TOTAL	AIRMEN	
		Male	WAF
<b>GAINS</b>			
<u>GAIN TOTAL</u> . . . . .	125,979	121,810	4,169
<u>From Civilian Status - Total</u> . . . . .	323	322	1
To Extended Active Duty from Air Force Reserves . . . . .	132	131	1
To Extended Active Duty from Air National Guard . . . . .	57	57	-
To Extended Active Duty from Retired Status . . . . .	6	6	-
To EAD from AFRes for 1 Year to Attend USAF Prep School . . . . .	128	128	-
<u>Enlistment - Total</u> . . . . .	122,914	118,765	4,149
No Prior Service a/ . . . . .	116,857	113,053	3,804
Prior Active Military Status . . . . .	964	960	4
Former Commissioned Officer or Warrant Officer . . . . .	47	44	3
For Aviation Cadet . . . . .	-	-	-
For Officer Training School . . . . .	5,046	4,708	338
<u>From Dropped from Rolls - Total</u> . . . . .	544	544	-
Returned from Desertion . . . . .	220	220	-
Returned from Prisoner . . . . .	13	13	-
Returned from Missing or Prisoner of War . . . . .	297	297	-
Correction - Deletion Previously Reported as Dropped from Rolls . . . . .	14	14	-
<u>Correction of Previously Reported Separation - Total</u> . . . . .	2,198	2,179	19
<b>LOSSES</b>			
<u>LOSS TOTAL</u> . . . . .	162,706	159,816	2,890
<u>Separated or Released on Expiration of Term of Service - Total</u> . . . . .	25,526	25,346	180
Separation - ETS Obligated Service . . . . .	24,347	24,175	172
Release from EAD of AF Reserve or ANG Personnel . . . . .	575	575	-
Separation at Adjusted ETS after completing a period of voluntary extension . . . . .	604	596	8
<u>Separation or Release Prior to ETS for Convenience of Gov - Total</u> . . . . .	99,940	99,028	912
To accept commission in the AF or recall to Active Duty as officer in the AFRes . . . . .	23	23	-
To accept recall or Active Duty as W/O . . . . .	40	39	1
To attend AF Academy . . . . .	41	41	-
To accept commission or appointment in another branch of US Armed Forces . . . . .	93	93	-
To enter any of the other service academies . . . . .	-	-	-
Separation for unique or unusual reasons . . . . .	216	211	5
To NARS pending appointment in ANG . . . . .	-	-	-
To accept commission as officer from OCS or OTS . . . . .	4,118	3,899	219
To accept commission from AVC or Aviation Student status . . . . .	-	-	-
Separation - best interests of the Air Force . . . . .	6	5	1
Separation - concealment of certain juvenile records . . . . .	1	1	-
Sole Surviving Son . . . . .	19	19	-
Release essential to national health, safety or interest . . . . .	117	117	-
Release to accept public office . . . . .	2	2	-
Separation - to enter civilian police agency . . . . .	84	84	-
Conscientious Objector . . . . .	33	33	-
Erroneous Enlistment or Induction . . . . .	18	18	-
Separation - Insufficient service retainability for PCS (OS returnees only) . . . . .	13,822	13,795	27
Early release to attend school . . . . .	2,114	2,105	9
Separation of AVC, OCS or OTS eliminees (no active duty commitment) . . . . .	349	289	60
Completed 30 years service - no application for retirement . . . . .	-	-	-
55 years of age and 20 years service - no application for retirement . . . . .	-	-	-

UNCLASSIFIED

TABLE 101 - GAINS, LOSSES, AND STATUS CHANGES OF AIRMEN TO USAF ACTIVE MILITARY STRENGTH,  
WORLD-WIDE - FY 1969 (CONTINUED)

Early release for Christmas . . . . .	2,432	2,424	8
ETS separation of airman who executed voluntary extension . . . . .	7	7	-
Early release after original ETS of personnel serving on a voluntary extension . . . . .	286	285	1
Early release for medical or dental school . . . . .	4	4	-
Obesity . . . . .	1	-	1
Failure to meet minimum requirements for retention in the Air Force . . . . .	1,932	1,620	312
Marginal producer . . . . .	66	52	14
Early release of first term airmen with selected skills and ETS dates . . . . .	1,762	1,751	11
Early release program specifically directed by HQ USAF . . . . .	61,392	61,152	240
Separation - Insufficient service retainability for PCS (other than OS returnees) . . . . .	505	504	1
Release of unit of ANG and ANGUS from active Fed Svc and return to State . . . . .	7,778	7,778	-
Release of Reserve units . . . . .	2,679	2,677	2
<b>Attrition - Total . . . . .</b>	<b>17,081</b>	<b>15,357</b>	<b>1,724</b>
Discharge - marriage . . . . .	355	-	355
Discharge - pregnancy . . . . .	889	-	889
Discharge - parenthood/minor children . . . . .	10	-	10
Discharge - minority . . . . .	2	2	-
Discharge - hardship/dependency . . . . .	3,661	3,619	42
Avoidance of enlistment or induction . . . . .	1	1	-
Unconditional resignation . . . . .	-	-	-
Resignation in lieu of demotion . . . . .	1	1	-
Resignation for the good of the service . . . . .	25	24	1
Request for discharge for the good of the service . . . . .	399	391	8
Unsuitability - multiple reasons - individual evaluation . . . . .	210	206	4
Unsuitability - multiple reasons - board entitlement . . . . .	75	75	-
Class I homosexual - convicted by general court-martial . . . . .	-	-	-
Class II homosexual - convicted by general court-martial . . . . .	2	2	-
Unfitness - discharge as a result of board action - Class II homosexual . . . . .	65	63	2
Unfitness - waiver of board - Class II homosexual . . . . .	174	152	22
Unfitness - multiple reasons . . . . .	162	161	1
Unsuitability - inaptitude - board entitlement . . . . .	23	23	-
Unsuitability - inaptitude - individual evaluation . . . . .	106	104	2
Unsuitability - enuresis board - entitlement . . . . .	3	3	-
Unsuitability - enuresis - individual evaluation . . . . .	20	20	-
Unsuitability - character and behavior disorders - board entitlement . . . . .	712	672	40
Unsuitability - character and behavior disorders - individual evaluation . . . . .	1,649	1,481	168
Discharge - physical disability entitled to severance pay . . . . .	990	970	20
Discharge - physical disability not entitled to severance pay (misconduct) . . . . .	9	9	-
Discharge - physical disability not entitled to disability severance pay - EPTS . . . . .	3,855	3,746	109
Discharge - physical disability EPTS not entitled to severance pay . . . . .	167	160	7
Unfitness - frequent involvement in discreditable incidents . . . . .	901	892	9
Unsuitability - financial irresponsibility - individual evaluation . . . . .	70	70	-
Unfitness - an established pattern showing dishonorable debts . . . . .	17	17	-
Unfitness - failure to contribute to support of dependents or comply with court . . . . .	5	5	-
Unsuitability - financial irresponsibility - board entitlement . . . . .	66	65	1
Unfitness - unsanitary habits . . . . .	2	2	-
Misconduct - fraudulent enlistment . . . . .	17	13	4
Misconduct - desertion - trial barred by 10 USC 843 . . . . .	8	8	-
Misconduct - desertion - prolonged unauthorized absence . . . . .	4	4	-
Misconduct - AWOL - trial waived . . . . .	5	5	-
Misconduct - convicted by civil court during current term of military service . . . . .	144	144	-
Unsuitability - alcoholism - board entitlement . . . . .	33	33	-
Desertion (court-martial) . . . . .	17	17	-
Unsuitability - alcoholism - individual evaluation . . . . .	20	18	2
Discharge - convicted by court-martial - other than desertion . . . . .	113	113	-
Unsuitability - homosexual tendencies (Class III) - waiver of board . . . . .	159	153	6
Unsuitability - homosexual tendencies (Class III) - result of board action . . . . .	37	33	4
Unfitness - drug addiction, habituation, the unauthorized use or possession of . . . . .	341	340	1
Unfitness - an established pattern for shirking . . . . .	16	16	-
Unfitness - sexual perversion . . . . .	63	62	1
Unsuitable - apathy, defective attitudes . . . . .	194	186	8
Unsuitability - sexual deviate - board entitlement . . . . .	2	2	-
Unsuitability - apathy, defective attitudes - individual evaluation . . . . .	326	322	4
Unsuitability - sexual deviate - individual evaluation . . . . .	3	3	-
Deaths - All causes . . . . .	953	949	4
Military Personnel Security Program . . . . .	-	-	-

UNCLASSIFIED

TABLE 101 - GAINS, LOSSES, AND STATUS CHANGES OF AIRMEN TO USAF ACTIVE MILITARY STRENGTH,  
WORLD-WIDE - FY 1969 (CONTINUED)

<u>Correction - Total</u> . . . . .	<u>694</u>	<u>681</u>	<u>13</u>
Correction - Deletion of previously reported accessions . . . . .	694	681	13
<u>Dropped from Unit Rolls - Total</u> . . . . .	<u>595</u>	<u>590</u>	<u>5</u>
As absentee or deserter . . . . .	513	508	5
As a prisoner (other than POW) . . . . .	70	70	-
As missing or POW . . . . .	10	10	-
Correction - Deletion of previously reported as gained from dropped from Rolls . . . . .	2	2	-
<u>Retired - Total</u> . . . . .	<u>18,870</u>	<u>18,814</u>	<u>56</u>
Discharged from enlisted status and retirement as an officer . . . . .	129	129	-
Retirement after 20 but less than 30 years active Federal service . . . . .	14,145	14,120	25
Retirement after 30 years active Federal service . . . . .	67	67	-
Voluntary retirement in lieu of other administrative action . . . . .	9	9	-
Physical disability retirement - Tmpary disability list - after application . . . . .	45	45	-
Physical disability retirement - Placed on temporary disability retired list . . . . .	1,584	1,572	12
Permanently retired by reason of physical disability . . . . .	2,400	2,385	15
Permanently retired by reason of physical disability - after application . . . . .	422	418	4
Release from EAD and revert to retired list . . . . .	67	67	-
Release from EAD in lieu of discharge and severance pay (10 USC 1331-1337) . . . . .	2	2	-

STATUS CHANGES

<u>TOTAL</u> . . . . .	<u>154,754</u>	<u>153,952</u>	<u>802</u>
<u>Immediate Reenlistments - Total</u> . . . . .	<u>82,124</u>	<u>81,775</u>	<u>349</u>
Regular, Air Force Reserves or Air National Guard Separated on ETS and Immediately Reenlisted in Regular Air Force . . . . .	70,889	70,622	267
Regular, Air Force Reserves or Air National Guard Separated Prior to ETS and Immediately Reenlisted in Regular Air Force . . . . .	11,234	11,152	82
Regular Air Force Resignee Immediately Reenlisted in Regular Air Force . . . . .	1	1	-
<u>Entered Enlistment Extension - Total</u> . . . . .	<u>8,379</u>	<u>8,331</u>	<u>48</u>
Adjustment of ETS for Extensions Entered into and Bonus is Paid (24 or more Months) . . . . .	104	103	1
Adjustment of ETS for Extensions Entered into and Bonus is not Payable. (Less than 24 Months) . . . . .	8,275	8,228	47
<u>Term of Enlistment Extended - Total</u> . . . . .	<u>64,251</u>	<u>63,846</u>	<u>405</u>
<u>Retired and Immediately Ordered to Extended Active Duty - Total</u> . . . . .	-	-	-

a/ Includes 0 Inductees (Unclassified USAF Component).

SOURCE: Operating Systems Division, Randolph Air Force Base, Texas

## UNCLASSIFIED

TABLE 102 -- GAINS AND LOSSES OF USAF OFFICERS BY GRADE, WORLD-WIDE, BY QUARTER -- FY 1969

DATE OF GAIN OR LOSS	TOTAL	GENERAL	COLONEL	LIEUTENANT COLONEL	MAJOR	CAPTAIN	FIRST LIEUTENANT	SECOND LIEUTENANT	WARRANT OFFICER
GAINS									
<u>TOTAL . . . . .</u>	<u>13,119</u>	<u>4</u>	<u>13</u>	<u>10</u>	<u>276</u>	<u>2,146</u>	<u>705</u>	<u>9,965</u>	<u>-</u>
First Quarter . .	4,748	-	4	2	221	1,514	397	2,610	-
Second Quarter . .	2,222	1	3	2	35	199	98	1,884	-
Third Quarter . .	2,496	2	4	3	10	174	121	2,182	-
Fourth Quarter . .	3,653	1	2	3	10	259	89	3,289	-
LOSSES									
<u>TOTAL . . . . .</u>	<u>15,917</u>	<u>65</u>	<u>822</u>	<u>1,942</u>	<u>1,961</u>	<u>9,647</u>	<u>923</u>	<u>262</u>	<u>295</u>
First Quarter . .	5,885	33	416	834	697	3,418	273	59	155
Second Quarter . .	3,558	6	227	537	490	1,872	272	71	83
Third Quarter . .	3,100	18	126	323	334	2,068	144	49	38
Fourth Quarter . .	3,374	8	53	248	440	2,289	234	83	19

UNCLASSIFIED

## UNCLASSIFIED

TABLE 103 -- GAINS AND LOSSES OF AIRMEN BY GRADE, WORLD-WIDE, BY QUARTER -- FY 1969

DATE OF GAIN OR LOSS	TOTAL	CHIEF MASTER SERGEANT	SENIOR MASTER SERGEANT	MASTER SERGEANT	TECHNICAL SERGEANT	STAFF SERGEANT	SERGEANT	AIRMAN FIRST CLASS	AIRMAN	AIRMAN BASIC	AVIATION CADET
GAINS											
<b>TOTAL . . .</b>	<u>125979</u>	<u>12</u>	<u>23</u>	<u>117</u>	<u>225</u>	<u>1337</u>	<u>1530</u>	<u>823</u>	<u>890</u>	<u>121022</u>	-
First Quarter . .	35928	2	5	30	44	179	502	276	277	34613	-
Second Quarter . .	30638	2	5	22	37	123	247	112	227	29863	-
Third Quarter . .	26453	4	6	38	82	789	420	265	108	24741	-
Fourth Quarter . .	32960	4	7	27	62	246	361	170	278	31805	-
LOSSES											
<b>TOTAL . . .</b>	<u>162706</u>	<u>1052</u>	<u>1782</u>	<u>6449</u>	<u>7334</u>	<u>28416</u>	<u>83867</u>	<u>22434</u>	<u>3980</u>	<u>7392</u>	-
First Quarter . .	34422	400	622	2338	2384	5105	16845	4089	822	1817	-
Second Quarter . .	46592	262	395	1822	2034	7853	24456	6922	1067	1781	-
Third Quarter . .	43749	236	453	1017	1413	6797	25631	5531	973	1698	-
Fourth Quarter . .	37943	154	312	1272	1503	8661	16935	5892	1118	2096	-

Source: Operating Systems Division, Randolph Air Force Base, Texas.

UNCLASSIFIED

## UNCLASSIFIED

TABLE 104 — LOSSES OF USAF OFFICERS BY AERONAUTICAL STATUS, BY AGE GROUP, WORLD-WIDE  
 FY 1969  
 (Data excludes Medical Personnel)

AERONAUTICAL STATUS	TOTAL a/	AGE GROUP										
		23 and Younger	24 Thru 26	27 Thru 29	30 Thru 32	33 Thru 35	36 Thru 38	39 Thru 41	42 Thru 44	45 Thru 47	48 Thru 50	51 and Older
<u>TOTAL</u> . . . . .	<u>12,616</u>	<u>51</u>	<u>1,372</u>	<u>3,861</u>	<u>1,233</u>	<u>639</u>	<u>584</u>	<u>525</u>	<u>655</u>	<u>1,125</u>	<u>1,309</u>	<u>1,262</u>
Pilots . . . . .	4,890	2	153	954	495	347	283	276	348	666	735	631
Observers . . . . .	189	-	-	-	-	1	5	5	24	47	56	51
Navigators . . . . .	1,568	1	66	422	230	132	125	55	103	156	151	127
Non-Rated . . . . .	5,969	48	1,153	2,485	508	159	171	189	180	256	367	453

a/ Includes mobilized officers.

Source: Operating Systems Division, Randolph Air Force Base, Texas.

UNCLASSIFIED

## UNCLASSIFIED

TABLE 105 — ENLISTMENTS AND REENLISTMENTS BY GRADE, BY SEX, WORLD-WIDE — FY 1969

TYPE OF ENLISTMENT OR REENLISTMENT	TOTAL	CHIEF MASTER SER-GEANT	SENIOR MASTER SER-GEANT	MAS-TER SER-GEANT	TECH-NICAL SER-GEANT	STAFF SER-GEANT	SER-GEANT	AIRMAN FIRST CLASS	AIRMAN	AIRMAN BASIC
<b>TOTAL</b> . . . . .	205329	1615	3054	8296	18452	34792	17193	617	575	120735
<b>MALE - TOTAL</b> . . . . .	200830	1615	3046	8270	18384	34648	17062	615	566	116624
<b>FEMALE - TOTAL</b> . . . . .	4499	-	8	26	68	144	131	2	9	4111
<b>No Prior Service Enlistment - Total</b>	116857	-	-	-	-	-	-	-	500	116357
Male . . . . .	113053	-	-	-	-	-	-	-	491	112562
Female . . . . .	3804	-	-	-	-	-	-	-	9	3795
<b>Enlistment for Officer Training School or Aviation Cadet - Total</b>	5046	-	-	-	-	619	-	-	51	4376
Male . . . . .	4708	-	-	-	-	597	-	-	51	4060
Female . . . . .	338	-	-	-	-	22	-	-	-	316
<b>Prior Service Enlistment - Total</b>	1011	-	1	5	19	184	568	214	18	2
Male . . . . .	1004	-	1	5	19	180	565	214	18	2
Female . . . . .	7	-	-	-	-	4	3	-	-	-
<b>Immediate Reenlistment - Total</b>	82415	1615	3053	8291	18433	33989	16625	403	6	-
Male . . . . .	82065	1615	3045	8265	18365	33871	16497	401	6	-
Female . . . . .	350	-	8	26	68	118	128	2	-	-

Source: Operating Systems Division, Randolph Air Force Base, Texas.

TABLE 106 — ENLISTMENTS AND REENLISTMENTS BY TERM OF ENLISTMENT, BY SEX, WORLD-WIDE — FY 1969

TYPE OF ENLISTMENT OR REENLISTMENT	TOTAL	2 YEARS	3 YEARS	4 YEARS	5 YEARS	6 YEARS
<b>TOTAL</b> . . . . .	205329	493	9868	183240	3340	8388
<b>MALE - TOTAL</b> . . . . .	200830	421	9829	178879	3329	8372
<b>FEMALE - TOTAL</b> . . . . .	4499	72	39	4361	11	16
<b>No Prior Service Enlistment - Total</b>	116857	5	-	116852	-	-
Male . . . . .	113053	5	-	113048	-	-
Female . . . . .	3804	-	-	3804	-	-
<b>Enlistment for Officer Training School or Aviation Cadet - Total</b>	5046	488	-	4558	-	-
Male . . . . .	4708	416	-	4292	-	-
Female . . . . .	338	72	-	266	-	-
<b>Prior Service Enlistment - Total</b>	1011	-	6	988	6	11
Male . . . . .	1004	-	6	981	6	11
Female . . . . .	7	-	-	7	-	-
<b>Immediate Reenlistment - Total</b>	82415	-	9862	60842	3334	8377
Male . . . . .	82065	-	9823	60558	3323	8361
Female . . . . .	350	-	39	284	11	16

Source: Operating Systems Division, Randolph Air Force Base, Texas.

UNCLASSIFIED

TABLE 107 - ENLISTMENTS BY EDUCATIONAL LEVEL, WORLD-WIDE BY QUARTER - FY 1969

DATE AND TYPE OF ENLISTMENT	EDUCATIONAL LEVEL												
	TOTAL			Non-High School or Non-Graduate		High School Graduate		Less Than 2 Years College		More Than 2 Years College No Degree		One or More Degrees	
	Total	Male	Female	Male	Female	Male	Female	Male	Female	Male	Female	Male	Female
TOTAL a/ . . . . .	122914	118765	4149	7655	-	86640	3565	6043	139	6801	101	11626	344
<u>No Prior Service Enlistment - Total</u> . . . . .	116857	113053	3804	7577	-	85785	3560	6017	139	6778	101	6896	4
First Quarter (1 Jul 68 thru 30 Sep 68) . . . . .	33709	32619	1090	1465	-	26244	1022	1287	34	1822	33	1801	1
Second Quarter (1 Oct 68 thru 31 Dec 68) . . . . .	28841	27976	865	1749	-	22047	814	1227	26	1708	25	1245	-
Third Quarter (1 Jan 69 thru 31 Mar 69) . . . . .	24184	23289	895	1706	-	17045	833	1333	37	1521	23	1684	2
Fourth Quarter (1 Apr 69 thru 30 Jun 69) . . . . .	30123	29169	954	2657	-	20449	891	2170	42	1727	20	2166	1
<u>Prior Service Enlistment - Total</u> . . . . .	1011	1004	7	78	-	855	5	26	-	23	-	22	2
First Quarter . . . . .	726	724	2	70	-	628	2	14	-	8	-	4	-
Second Quarter . . . . .	159	158	1	7	-	136	-	10	-	3	-	2	1
Third Quarter . . . . .	54	53	1	-	-	45	-	1	-	2	-	5	1
Fourth Quarter . . . . .	72	69	3	1	-	46	3	1	-	10	-	11	-
<u>Enlistment for Officer Training School or Aviation Cadet - Total</u> . . . . .	5046	4708	338	-	-	-	-	-	-	-	-	4708	338
First Quarter . . . . .	990	863	127	-	-	-	-	-	-	-	-	863	127
Second Quarter . . . . .	1177	1107	70	-	-	-	-	-	-	-	-	1107	70
Third Quarter . . . . .	1090	1050	40	-	-	-	-	-	-	-	-	1050	40
Fourth Quarter . . . . .	1789	1688	101	-	-	-	-	-	-	-	-	1688	101

a/ Excludes 0 Inductees (Unspecified USAF Component).

Source: Operating Systems Division, Randolph AFB, Texas.



**UNCLASSIFIED**

TABLE 108 - NON-PRIOR SERVICE ENLISTMENTS BY ARMED FORCES QUALIFICATION TEST (AFQT) MENTAL CATEGORY, BY QUARTER  
FY 1969

(AFQT Mental Category indicates the group to which an airman belongs as determined by the score he has made on the Armed Forces Qualification Test (AFQT).)

ENLISTED BY DATE AND SEX	TOTAL		PERSONNEL BY CATEGORY											
			Category 1 (93-100)		Category 2 (65-92)		Category 3 (31-64)		Category 4 (10-30)		Category 5 (9 and below)		Category Unknown or Non-Tested	
	Number	Per Cent	Num- ber	Per Cent	Num- ber	Per Cent	Num- ber	Per Cent	Num- ber	Per Cent	Num- ber	Per Cent	Number	Per Cent
<b>TOTAL</b> . . . . .	<u>116857</u>	<u>100.0</u>	<u>9467</u>	<u>8.1</u>	<u>46139</u>	<u>39.5</u>	<u>40823</u>	<u>34.9</u>	<u>20018</u>	<u>17.1</u>	-	-	<u>410</u>	<u>.4</u>
MALE - TOTAL <sup>a/</sup> . . . . .	113053	100.0	9156	8.1	43106	38.1	40374	35.7	20018	17.7	-	-	399	.4
FEMALE - TOTAL . . . . .	3804	100.0	311	8.2	3033	79.7	449	11.8	-	-	-	-	11	.3
<b>First Quarter (1 Jul 68 through 30 Sep 68) - Total</b> . . . . .	<u>33709</u>	<u>100.0</u>	<u>2551</u>	<u>7.6</u>	<u>13400</u>	<u>39.8</u>	<u>12233</u>	<u>36.3</u>	<u>5439</u>	<u>16.1</u>	-	-	<u>86</u>	<u>.2</u>
Male . . . . .	32619	100.0	2466	7.6	12540	38.4	12088	37.0	5439	16.7	-	-	86	.3
Female . . . . .	1090	100.0	85	7.8	860	78.9	145	13.3	-	-	-	-	-	-
<b>Second Quarter (1 Oct 68 through 31 Dec 68) - Total</b> . . . . .	<u>28841</u>	<u>100.0</u>	<u>2202</u>	<u>7.6</u>	<u>11098</u>	<u>38.5</u>	<u>10447</u>	<u>36.2</u>	<u>5019</u>	<u>17.4</u>	-	-	<u>75</u>	<u>.3</u>
Male . . . . .	27976	100.0	2124	7.6	10415	37.2	10343	37.0	5019	17.9	-	-	75	.3
Female . . . . .	865	100.0	78	9.0	683	79.0	104	12.0	-	-	-	-	-	-
<b>Third Quarter (1 Jan 69 through 31 Mar 69) - Total</b> . . . . .	<u>24184</u>	<u>100.0</u>	<u>2146</u>	<u>8.9</u>	<u>9799</u>	<u>40.5</u>	<u>7751</u>	<u>32.1</u>	<u>4387</u>	<u>18.1</u>	-	-	<u>101</u>	<u>.4</u>
Male . . . . .	23289	100.0	2072	8.9	9079	39.0	7653	32.9	4387	18.8	-	-	98	.4
Female . . . . .	895	100.0	74	8.3	720	80.4	98	11.0	-	-	-	-	3	.3
<b>Fourth Quarter (1 Apr 69 through 30 Jun 69) - Total</b> . . . . .	<u>30123</u>	<u>100.0</u>	<u>2568</u>	<u>8.5</u>	<u>11842</u>	<u>39.3</u>	<u>10392</u>	<u>34.5</u>	<u>5173</u>	<u>17.2</u>	-	-	<u>148</u>	<u>.5</u>
Male . . . . .	29169	100.0	2494	8.6	11072	37.9	10290	35.3	5173	17.7	-	-	140	.5
Female . . . . .	954	100.0	74	7.8	770	80.7	102	10.7	-	-	-	-	8	.8

<sup>a/</sup> Includes O Inductees (Unspecified USAF Component).

Source: Operating Systems Division, Randolph AFB, Texas.

**UNCLASSIFIED**

## UNCLASSIFIED

TABLE 109 — USAF RETIRED MILITARY PERSONNEL BY PAY GRADE, BY TYPE OF RETIREMENT, BY COMPONENT, INVENTORY — 30 JUNE 1969

(The data included herein represent inventories of USAF Military Retired Personnel regardless of whether or not the individual is receiving retired pay.)

GRADE FOR PAY	TOTAL	TYPE OF RETIREMENT					
		Non-Disability		Temporary Disability		Permanent Disability	
		Regular	Non-Regular	Regular	Non-Regular	Regular	Non-Regular
<u>TOTAL . . . . .</u>	<u>207535</u>	<u>124536</u>	<u>34269</u>	<u>2921</u>	<u>326</u>	<u>33506</u>	<u>11977</u>
<u>OFFICER - TOTAL . . . . .</u>	<u>65087</u>	<u>14583</u>	<u>34083</u>	<u>181</u>	<u>302</u>	<u>4092</u>	<u>11846</u>
General . . . . .	795	370	68	2	-	341	14
Colonel . . . . .	8854	3938	3101	22	7	1209	577
Lieutenant Colonel . . . . .	24616	6323	14445	58	35	1397	2358
Major . . . . .	16699	1946	11831	34	54	512	2322
Captain . . . . .	5144	140	2328	47	117	215	2297
First Lieutenant . . . . .	2995	2	345	8	62	58	2520
Second Lieutenant . . . . .	1090	-	86	-	22	5	977
Warrant Officer . . . . .	4894	1864	1879	10	5	355	781
Flight Officer . . . . .	-	-	-	-	-	-	-
<u>AIRMAN - TOTAL . . . . .</u>	<u>142448</u>	<u>109953</u>	<u>186</u>	<u>2740</u>	<u>24</u>	<u>29414</u>	<u>131</u>
Chief Master Sergeant . . . . .	6034	5211	15	26	-	782	-
Senior Master Sergeant . . . . .	10399	8845	13	60	-	1479	2
Master Sergeant . . . . .	47901	41122	117	161	-	6487	14
Technical Sergeant . . . . .	36875	30596	16	257	1	5982	23
Staff Sergeant . . . . .	27907	20152	18	577	5	7125	30
Sergeant . . . . .	7670	3538	7	843	4	3257	21
Airman First Class . . . . .	3586	363	-	632	7	2564	20
Airman . . . . .	1686	70	-	160	5	1435	16
Airman Basic . . . . .	390	56	-	24	2	303	5
Aviation Cadet . . . . .	-	-	-	-	-	-	-

Source: Operating Systems Division, Randolph Air Force Base, Texas.

UNCLASSIFIED

UNCLASSIFIED

TABLE 110 -- DISTRIBUTION OF USAF REGULAR (MALE AND FEMALE) LINE AND OTHER THAN LINE COMMISSIONED OFFICERS BY PERMANENT GRADE AND TEMPORARY GRADE IN WHICH SERVING, 30 JUNE 1969

PERMANENT GRADE	GRADE IN WHICH SERVING										
	TOTAL	GEN	LT GEN	MAJ GEN	BRIG GEN	COL	LT COL	MAJ	CAPT	1 LT	2 LT
TOTAL . . . . .	65195	13	43	162	215	6461	13377	19335	22611	1327	1651
Maj Gen . . . . .	152	13	43	96	-	-	-	-	-	-	-
Brig Gen . . . . .	156	-	-	64	92	-	-	-	-	-	-
Col . . . . .	4362	-	-	1	113	4248	-	-	-	-	-
Lt Col . . . . .	6757	-	-	1	9	1923	4824	-	-	-	-
Maj . . . . .	18245	-	-	-	1	285	8496	9463	-	-	-
Capt . . . . .	20179	-	-	-	-	5	56	9824	10294	-	-
1 Lt . . . . .	10915	-	-	-	-	-	-	47	10868	-	-
2 Lt . . . . .	4423	-	-	-	-	-	-	-	1446	1326	1651
Unk . . . . .	6	-	-	-	-	-	1	1	3	1	-

Serving One Grade Above Permanent Grade 32657  
 Serving Two Grades Above Permanent Grade 1857  
 Serving Three Grades Above Permanent Grade 7  
 Serving Four Grades Above Permanent Grade -

Source: Operating Systems Division, Randolph Air Force Base, Texas.

UNCLASSIFIED

## UNCLASSIFIED

TABLE III - DISTRIBUTION OF USAF NON-REGULAR (MALE AND FEMALE) LINE AND OTHER THAN LINE COMMISSIONED OFFICERS BY PERMANENT GRADE AND TEMPORARY GRADE IN WHICH SERVING - AS OF 30 JUNE 1969

PERMANENT GRADE	GRADE IN WHICH SERVING <sup>a/</sup>										
	TOTAL	GEN	LT GEN	MAJ GEN	BRIG GEN	COL	LT COL	MAJ	CAPT	1 LT	2 LT
TOTAL . . . . .	69213	-	-	4	2	212	3030	9947	22833	19274	13911
Maj Gen . . . . .	8	-	-	3	-	5	-	-	-	-	-
Brig Gen . . . . .	4	-	-	1	2	1	-	-	-	-	-
Col . . . . .	829	-	-	-	-	203	623	2	-	-	1
Lt Col . . . . .	3187	-	-	-	-	3	2339	824	21	-	-
Maj . . . . .	10589	-	-	-	-	-	68	8696	1825	-	-
Capt . . . . .	12135	-	-	-	-	-	-	424	11645	66	-
1 Lt . . . . .	10240	-	-	-	-	-	-	1	8316	1919	4
2 Lt . . . . .	32221	-	-	-	-	-	-	-	1026	17289	13906

Serving One Grade Above Permanent Grade 26101

Serving Two Grades Above Permanent Grade 1027

Serving Three Grades Above Permanent Grade -

Serving Four Grades Above Permanent Grade -

<sup>a/</sup> Includes mobilized officers.

Source: Operating Systems Division, Randolph Air Force Base, Texas.

UNCLASSIFIED

## UNCLASSIFIED

TABLE 112 - NON-BATTLE DEATHS OF USAF OFFICERS BY AERONAUTICAL RATING, BY GRADE IN WHICH SERVING AT TIME OF DEATH, WORLDWIDE, SEMIANNUALLY - FY 1969

GRADE	TOTAL	PILOT DEATHS			NAVIGATORS/OBSERVERS DEATHS		
		Total	First Half FY 1969 (1 Jul 1968 Through 31 Dec 1968)	Last Half FY 1969 (1 Jan 1969 Through 30 Jun 1969)	Total	First Half FY 1969 (1 Jul 1968 Through 31 Dec 1968)	Last Half FY 1969 (1 Jan 1969 Through 30 Jun 1969)
<u>TOTAL . . . . .</u>	<u>147</u>	<u>146</u>	<u>75</u>	<u>71</u>	<u>1</u>	-	<u>1</u>
General . . . . .	-	-	-	-	-	-	-
Colonel . . . . .	1	1	-	1	-	-	-
Lieutenant Colonel	15	15	10	5	-	-	-
Major . . . . .	40	40	18	22	-	-	-
Captain . . . . .	63	62	32	30	1	-	1
First Lieutenant	24	24	14	10	-	-	-
Second Lieutenant	4	4	1	3	-	-	-

Source: Operating Systems Division, Randolph Air Force Base, Texas.

TABLE 113 - NON-BATTLE DEATHS OF USAF OFFICERS AND AIRMEN BY GRADE IN WHICH SERVING AT TIME OF DEATH, WORLDWIDE, SEMIANNUALLY - FY 1969

GRADE	OFFICER DEATHS			AIRMAN GRADE	AIRMAN DEATHS		
	Total	First Half FY 1969 (1 Jul 1968 Through 31 Dec 1968)	First Half FY 1969 (1 Jan 1969 Through 30 Jun 1969)		Total	First Half FY 1969 (1 Jul 1968 Through 31 Dec 1968)	Last Half FY 1969 (1 Jan 1969 Through 30 Jun 1969)
<u>TOTAL . . . . .</u>	<u>296</u>	<u>164</u>	<u>132</u>	<u>TOTAL . . . . .</u>	<u>954</u>	<u>524</u>	<u>430</u>
General . . . . .	2	2	-	Chief Master Sergeant .	15	8	7
Colonel . . . . .	13	7	6	Senior Master Sergeant	20	12	8
Lieutenant Colonel	62	33	29	Master Sergeant . . . . .	81	37	44
Major . . . . .	71	36	35	Tech Sergeant . . . . .	122	64	58
Captain . . . . .	99	55	44	Staff Sergeant . . . . .	208	117	91
First Lieutenant .	33	20	13	Sergeant . . . . .	247	143	104
Second Lieutenant .	16	11	5	Airman First Class . .	189	107	82
Warrant Officer . .	-	-	-	Airman . . . . .	55	27	28
				Airman Basic . . . . .	17	9	8

Source: Operating Systems Division, Randolph Air Force Base, Texas.

UNCLASSIFIED

## UNCLASSIFIED

TABLE 114 - NON-BATTLE DEATHS OF USAF OFFICERS BY AGE GROUP, BY GRADE IN WHICH SERVING AT TIME OF DEATH, WORLDWIDE, SEMIANNUALLY - FY 1969

GRADE	TOTAL	AGE GROUP							
		20 Through 24	25 Through 29	30 Through 34	35 Through 39	40 Through 44	45 Through 49	50 Through 54	55 and Older
<u>TOTAL</u> . . . . .	<u>296</u>	<u>50</u>	<u>61</u>	<u>53</u>	<u>46</u>	<u>37</u>	<u>42</u>	<u>7</u>	-
<u>FIRST HALF FY 1969 - TOTAL</u> . . .	<u>164</u>	<u>29</u>	<u>32</u>	<u>27</u>	<u>31</u>	<u>15</u>	<u>25</u>	<u>5</u>	-
General . . . . .	2	-	-	-	-	-	6	2	-
Colonel . . . . .	7	-	-	-	-	1	6	-	-
Lieutenant Colonel . . . . .	33	-	-	-	5	8	18	2	-
Major . . . . .	36	-	-	8	21	5	1	1	-
Captain . . . . .	55	6	24	19	5	1	-	-	-
First Lieutenant . . . . .	20	14	6	-	-	-	-	-	-
Second Lieutenant . . . . .	11	9	2	-	-	-	-	-	-
Warrant Officer . . . . .	-	-	-	-	-	-	-	-	-
<u>LAST HALF FY 1969 - TOTAL</u> . . .	<u>132</u>	<u>21</u>	<u>29</u>	<u>26</u>	<u>15</u>	<u>22</u>	<u>17</u>	<u>2</u>	-
General . . . . .	-	-	-	-	-	-	-	-	-
Colonel . . . . .	6	-	-	-	1	1	4	-	-
Lieutenant Colonel . . . . .	29	-	-	-	5	13	9	2	-
Major . . . . .	35	-	1	16	9	6	3	-	-
Captain . . . . .	44	5	26	10	-	2	1	-	-
First Lieutenant . . . . .	13	12	1	-	-	-	-	-	-
Second Lieutenant . . . . .	5	4	1	-	-	-	-	-	-
Warrant Officer . . . . .	-	-	-	-	-	-	-	-	-

Source: Operating Systems Division, Randolph Air Force Base, Texas.

TABLE 115 - NON-BATTLE DEATHS OF AIRMEN BY AGE GROUP, BY GRADE IN WHICH SERVING AT TIME OF DEATH, WORLDWIDE, SEMIANNUALLY - FY 1969

GRADE	TOTAL	AGE GROUP								
		17 Through 19	20 Through 24	25 Through 29	30 Through 34	35 Through 39	40 Through 44	45 Through 49	50 Through 54	55 And Older
<u>TOTAL</u> . . . . .	<u>954</u>	-	<u>344</u>	<u>97</u>	<u>125</u>	<u>286</u>	<u>47</u>	<u>36</u>	<u>19</u>	-
<u>FIRST HALF FY 1969 - TOTAL</u> . . .	<u>524</u>	-	<u>220</u>	<u>58</u>	<u>60</u>	<u>124</u>	<u>29</u>	<u>21</u>	<u>12</u>	-
Chief Master Sergeant . . . . .	8	-	-	-	-	1	3	2	2	-
Senior Master Sergeant . . . . .	12	-	-	-	2	1	3	4	2	-
Master Sergeant . . . . .	37	-	-	-	6	14	8	6	3	-
Technical Sergeant . . . . .	64	-	-	7	16	28	6	3	4	-
Staff Sergeant . . . . .	117	-	19	34	32	21	8	2	1	-
Sergeant . . . . .	143	-	111	12	4	11	1	4	-	-
Airman First Class . . . . .	107	-	74	4	-	29	-	-	-	-
Airman . . . . .	27	-	13	1	-	13	-	-	-	-
Airman Basic . . . . .	9	-	3	-	-	6	-	-	-	-
<u>LAST HALF FY 1969 - TOTAL</u> . . .	<u>430</u>	-	<u>124</u>	<u>39</u>	<u>65</u>	<u>162</u>	<u>18</u>	<u>15</u>	<u>7</u>	-
Chief Master Sergeant . . . . .	7	-	-	-	-	1	1	3	2	-
Senior Master Sergeant . . . . .	8	-	-	-	-	2	2	3	1	-
Master Sergeant . . . . .	44	-	-	-	4	23	10	5	2	-
Technical Sergeant . . . . .	58	-	-	5	23	26	2	2	-	-
Staff Sergeant . . . . .	91	-	18	23	31	14	2	1	2	-
Sergeant . . . . .	104	-	71	10	7	14	1	1	-	-
Airman First Class . . . . .	82	-	29	1	-	52	-	-	-	-
Airman . . . . .	28	-	3	-	-	25	-	-	-	-
Airman Basic . . . . .	8	-	3	-	-	5	-	-	-	-

Source: Operating Systems Division, Randolph Air Force Base, Texas.

UNCLASSIFIED

TABLE 116 -- NON-BATTLE DEATHS OF USAF OFFICERS BY AGE GROUP, BY CAUSATIVE AGENT, WORLDWIDE, SEMIANNUALLY -- FY 1969

CAUSATIVE AGENT	TOTAL	AGE GROUPS							
		20 Through 24	25 Through 29	30 Through 34	35 Through 39	40 Through 44	45 Through 49	50 Through 54	55 And Older
<u>FY 1969 - TOTAL</u> . . . . .	<u>296</u>	<u>50</u>	<u>61</u>	<u>53</u>	<u>46</u>	<u>37</u>	<u>42</u>	<u>7</u>	-
<u>FIRST HALF FY 1969 - TOTAL</u> . . .	<u>164</u>	<u>29</u>	<u>32</u>	<u>27</u>	<u>31</u>	<u>15</u>	<u>25</u>	<u>5</u>	-
Aircraft Accident . . . . .	99	20	23	21	23	8	4	-	-
Vehicle Accident . . . . .	17	7	3	2	-	2	3	-	-
Disease . . . . .	40	1	5	2	6	5	16	5	-
Other . . . . .	8	1	1	2	2	-	2	-	-
<u>LAST HALF FY 1969 - TOTAL</u> . . . . .	<u>132</u>	<u>21</u>	<u>29</u>	<u>26</u>	<u>15</u>	<u>22</u>	<u>17</u>	<u>2</u>	-
Aircraft Accident . . . . .	79	17	25	20	6	7	3	1	-
Vehicle Accident . . . . .	8	3	-	2	-	3	-	-	-
Disease . . . . .	38	-	3	2	7	11	14	1	-
Other . . . . .	7	1	1	2	2	1	-	-	-

Source: Operating Systems Division, Randolph Air Force Base, Texas.

TABLE 117 -- NON-BATTLE DEATHS OF AIRMEN BY AGE GROUP, BY CAUSATIVE AGENT, WORLDWIDE SEMIANNUALLY -- FY 1969

CAUSATIVE AGENT	TOTAL	AGE GROUP							
		17 Through 19	20 Through 24	25 Through 29	30 Through 34	35 Through 39	40 Through 44	45 Through 49	50 And Older
<u>FY 1969 - TOTAL</u> . . . . .	<u>954</u>	-	<u>344</u>	<u>97</u>	<u>125</u>	<u>286</u>	<u>47</u>	<u>36</u>	<u>19</u>
<u>FIRST HALF FY 1969 - TOTAL</u>	<u>524</u>	-	<u>220</u>	<u>58</u>	<u>60</u>	<u>124</u>	<u>29</u>	<u>21</u>	<u>12</u>
Aircraft Accident . . . . .	61	-	26	11	8	8	3	4	1
Vehicle Accident . . . . .	196	-	111	22	20	38	4	1	-
Disease . . . . .	160	-	34	14	19	50	18	14	11
Other . . . . .	107	-	49	11	13	28	4	2	-
<u>LAST HALF FY 1969 - TOTAL</u>	<u>430</u>	-	<u>124</u>	<u>39</u>	<u>65</u>	<u>162</u>	<u>18</u>	<u>15</u>	<u>7</u>
Aircraft Accident . . . . .	42	-	13	8	11	10	-	-	-
Vehicle Accident . . . . .	135	-	57	14	10	52	2	-	-
Disease . . . . .	154	-	22	8	30	60	13	14	7
Other . . . . .	99	-	32	9	14	40	3	1	-

Source: Operating Systems Division, Randolph Air Force Base, Texas.

UNCLASSIFIED

TABLE 118 - AIR FORCE AID SOCIETY SUMMARIES FOR MILITARY UNITS, WORLD-WIDE - FY 1969

(The total amount of loans outstanding as of 30 June 1969 amounted to \$760,191 of which it is estimated that \$211,730 will not be collected for various reasons. Between 1 March 1946 and 30 June 1969, \$2,018,590 has been written off as uncollectible, due to death or subsequent financial difficulties of the borrowers. This results in total assistance to date of \$7,312,587 of which repayment cannot be expected.)

ACTIVITY	FISCAL YEAR 1969	1 MARCH 1946 THROUGH 30 JUNE 1969
<u>EXCESS RECEIPTS OVER DISBURSEMENTS - TOTAL</u>	\$ <u>371,371</u>	\$ <u>7,762,554</u>
<u>Receipts (Excluding Loan Repayment) - Total</u>	<u>635,746</u>	<u>16,042,175</u>
Memberships and Donations of All Kinds	<u>635,746</u>	<u>16,042,175</u> a/
<u>Disbursements (Net) - Total</u>	<u>264,375</u>	<u>8,279,621</u>
Operating Expenses (Forms, Bank Charges, etc)	12,036	223,054
Grants	239,085	5,293,997
Loans (Excess over Repayments)	13,254	2,762,570
<u>EXCESS LOANS OVER PAYMENTS - TOTAL</u>	<u>13,254</u>	<u>2,762,570</u>
Loans Made	1,122,204	35,550,650
Loans Repaid	1,108,950	32,788,080
<u>CASES ASSISTED - TOTAL</u>	<u>9,781</u>	<u>440,605</u>
Number of Loans Made	7,932	404,587
Number of Grants Made	1,849	36,018

a/ Includes donations and memorials to the General Henry H. Arnold Educational Fund of \$1,978,735. National Headquarters has given assistance in the amount of \$7,151,578 from the Educational Fund. Total assistance from both funds since 1946 was \$47,996,225

Source: Air Force Aid Society, National Headquarters.

UNCLASSIFIED



TABLE 119 - SOUTHEAST ASIA BATTLE DEATHS OF USAF OFFICERS BY AERONAUTICAL RATING, BY GRADE IN WHICH SERVING AT TIME OF DEATH, SEMIANNUALLY - FY 1969

GRADE	TOTAL	PILOT DEATHS			NAVIGATORS/OBSERVER DEATHS		
		TOTAL	First Half FY 1969 (1 Jul 1968 Through 31 Dec 1968)	Last Half FY 1969 (1 Jan 1969 Through 30 Jun 1969)	TOTAL	First Half FY 1969 (1 Jul 1968 Through 31 Dec 1968)	Last Half FY 1969 (1 Jan 1969 Through 30 Jun 1969)
TOTAL . . . . .	78	74	35	39	4	1	3
General . . . . .	-	-	-	-	-	-	-
Colonel . . . . .	-	-	-	-	-	-	-
Lieutenant Colonel	5	4	1	3	1	-	1
Major . . . . .	25	23	13	10	2	-	2
Captain . . . . .	34	33	15	18	1	1	-
First Lieutenant	14	14	6	8	-	-	-
Second Lieutenant	-	-	-	-	-	-	-

Source: Operating Systems Division, Randolph Air Force Base, Texas.

TABLE 120 - SOUTHEAST ASIA BATTLE DEATHS OF USAF OFFICERS AND AIRMEN BY GRADE IN WHICH SERVING AT TIME OF DEATH, SEMIANNUALLY - FY 1969

GRADE	OFFICER DEATHS			AIRMAN GRADE	AIRMAN DEATHS		
	TOTAL	First Half FY 1969 (1 Jul 1968 Through 31 Dec 1968)	Last Half FY 1969 (1 Jan 1969 Through 30 Jun 1969)		TOTAL	First Half FY 1969 (1 Jul 1968 Through 31 Dec 1968)	Last Half FY 1969 (1 Jan 1969 Through 30 Jun 1969)
TOTAL . . . . .	81	36	45	TOTAL . . . . .	50	10	40
General . . . . .	-	-	-	Chief Master Sergeant	-	-	-
Colonel . . . . .	2	-	2	Senior Master Sergeant	-	-	-
Lieutenant Colonel .	5	1	4	Master Sergeant . . .	5	2	3
Major . . . . .	25	13	12	Technical Sergeant . .	11	4	7
Captain . . . . .	35	16	19	Staff Sergeant . . . .	19	2	17
First Lieutenant . .	14	6	8	Sergeant . . . . .	12	2	10
Second Lieutenant . .	-	-	-	Airman First Class . .	2	-	2
Warrant Officer . . .	-	-	-	Airman . . . . .	-	-	-
				Airman Basic . . . . .	1	-	1

Source: Operating Systems Division, Randolph Air Force Base, Texas.

**PERSONNEL (CONTINUED)**

**UNCLASSIFIED**

**CIVILIAN PERSONNEL**

DETAILED DATA PERTAINING TO CIVILIAN PERSONNEL  
STRENGTH ARE NOT AVAILABLE .

**UNCLASSIFIED**

**TABLE 121 - USAF CIVILIAN EMPLOYEES, WORLD-WIDE, AT END OF QUARTER - FY 1969**

END OF QUARTER	WORLD-WIDE			CONTI- NENTAL US	OVERSEAS			
	TOTAL	US Citizens	Non- Citizens		TOTAL	Direct-Hire		INDIRECT HIRE (NON- CITIZENS)
						US Citizens	Non-Citizens	
30 September (1968) <u>a/</u>	339,758	280,914	58,844	265,179	74,579	15,735	33,481	25,363
31 December . . . . .	335,877	277,689	58,188	262,476	73,401	15,213	32,962	25,226
31 March (1969) . . . .	339,705	280,904	58,801	262,069	77,636	18,835	33,631	25,170
30 June . . . . .	341,043	283,324	57,719	267,878	73,165	15,446	32,836	24,883

a/ Includes Appointments Under President's Youth Opportunity Programs: 30 Sep, 1,287 and 30 Jun, 7,421.

Source: Data Applications Division, Data Services Center, Comptroller of the Air Force.

**TABLE 122 - SUMMARY OF USAF CIVILIAN RETIREMENT FUND TRANSACTIONS FOR THE CALENDAR YEAR ENDED - 31 DECEMBER 1968**

(Civilian Retirement Fund Transactions are reported only on a Calendar Year basis)

SUMMARY NOMENCLATURE	CALENDAR YEAR 1968
Current Year Total Payments to Retirement Fund . . . . .	\$ <u>288,590,673.84</u>
Current Year Employee Deductions . . . . .	144,295,638.44
Current Year Air Force Contribution . . . . .	144,295,035.40 <u>a/</u>
Cumulative Year-End Total Retirement Deductions . . . . .	<u>982,748,755.48</u>
Year-End Total of Active Accounts (Number) . . . . .	<u>278,003</u>

a/ Variance from employee deductions results from adjustment for current and prior year transactions.

Source: Assistant Comptroller of The Air Force for Accounting and Finance, (Air Force Accounting and Finance Center, Denver, Colorado)

**UNCLASSIFIED**

**UNCLASSIFIED**

UNCLASSIFIED

MEDICAL

PART VIII

## DEFINITIONS

ADMISSION - When applied to: (1) Active duty military personnel, the term indicates that the individual has been placed under treatment as a quarters patient or as a hospital bed occupant on an excused-from-duty basis. (2) A civilian patient, the term indicates that a patient has entered a hospital as a bed occupant, for some form of treatment.

ADMISSION RATE - The admission rate is a measure which indicates the frequency with which military patients are excused from duty for medical reasons. Hence, the admission rate is based on admissions from duty. These are annual admission rates, which show the number of admissions that would occur during a 365 day year if admissions occurred throughout an entire year at the same frequency as in the period of observation. The annual admission rate per thousand average strength is computed as follows:

$$\frac{\text{Number of admissions during the period} \times \text{Number of such periods in a year} \times 1,000}{\text{Mean strength during the period}}$$

AIR FORCE PERSONNEL - Air Force military personnel on extended active duty, not including Air Force Academy cadets or personnel on active duty for training.

AVERAGE OCCUPIED BEDS - The average of the numbers of patients occupying beds in hospitals and Class "A" dispensaries as of midnight of each day in the period.

COMPLETE PHYSICAL EXAMINATIONS - Complete physical examinations include only those recorded on the Report of Medical Examination (Standard Form 88); physical inspections of food handlers or barbers are not included nor are examinations of personnel who are ill.

HOSPITALIZED RATIO - The hospitalized ratio is the weighted average of the proportions of strength in an inpatient status each day (of the period for which it is computed). It differs from the noneffective ratio in that it includes only bed occupancy days in hospital or Class "A" dispensary. The ratio is computed per 100 strength as follows:

$$\frac{\text{Number of bed occupancy days in the period} \times 100}{\text{Mean strength} \times \text{Number of calendar days in the period}}$$

INPATIENT ADMISSION - The enrollment of a patient for care on the wards of a hospital or Class "A" dispensary.

NONEFFECTIVE RATIO - The medical noneffective ratio is the weighted average of the proportions of strength not available for duty, for medical reasons, each day (of the period for which it is computed). Such persons may be under treatment as inpatients, in quarters, on sick leave, or AWOL from a patient status. The ratio is computed for a specified period, per 100 strength as follows:

$$\frac{\text{Number of sick days in period} \times 100}{\text{Mean strength} \times \text{Number of calendar days in the period}}$$

OPERATING BEDS - This term applies to beds with staff and equipment ready for treatment of patients, whether in a hospital or a Class "A" dispensary.

OUTPATIENT VISITS - One visit is counted each time an outpatient or quarters patient received advice and/or treatment at an organized clinic or specialty service. More than one visit per patient may be counted on a given day.

PHYSIOLOGICAL TRAINING - Program of instruction to familiarize the flyer with the physiological and psychological stresses of modern military aviation and space flight, and to prepare him to meet these stresses successfully. Physiological training officers are also responsible for training air crew members in functions of personnel protective equipment which is used in flight, escape from aircraft, and survival.

UNCLASSIFIED

UNCLASSIFIED

TABLE 123 -- SELECTED DATA CONCERNING MEDICAL CARE PROVIDED AT FIXED AIR FORCE MEDICAL FACILITIES, WORLD-WIDE -- FY 1965-1969

INDEX	FISCAL YEAR				
	1965	1966	1967	1968	1969
Number of operating beds at end of fiscal year .....	10,493	10,613	10,640	10,800	10,686
Average number of patients occupying beds (during the FY):					
Total .....	8,264	8,298	8,556	8,563	8,383
EAD US military personnel .....	4,164	4,305	4,484	4,469	4,375
Air Force personnel .....	3,819	3,918	4,016	3,862	3,738
Army personnel .....	233	240	264	308	386
Navy personnel .....	112	147	204	299	251
Other US active duty military personnel .....	31	27	29	34	34
Active duty personnel of US nonmilitary uniformed services..	6	8	7	7	9
Retired personnel of US uniformed services, total .....	429	509	554	588	605
Retired Air Force personnel.....	275	285	327	344	368
Retired Army personnel .....	128	132	141	148	140
Retired Navy personnel .....	79	84	79	91	90
Other retired personnel .....	7	8	7	5	7
Dependents of US uniformed services personnel, total .....	3,418	3,284	3,274	3,204	3,074
Dependents of US active duty military personnel .....	2,889	2,680	2,603	2,527	2,380
Dependents of Air Force .....	2,586	2,368	2,265	2,183	2,046
Dependents of Army .....	190	186	204	211	214
Dependents of Navy .....	113	126	134	133	120
Dependents of retired and deceased US military personnel	514	587	653	662	680
Dependents of US nonmilitary uniformed services personnel	15	17	18	15	14
All other beneficiaries .....	156	165	208	261	286
Total number of inpatient admissions .....	376,691	370,438	378,194	379,574	369,031
Inpatient admissions of:					
EAD US military personnel .....	131,937	135,329	142,296	147,596	142,945
Other US active duty military personnel .....	1,275	1,232	1,187	1,315	1,347
Active duty US nonmilitary uniformed services personnel....	274	312	264	276	312
Retired US military personnel .....	14,398	15,439	17,547	18,761	19,666
Retired US nonmilitary uniformed services personnel .....	222	213	214	177	235
Dependents of US uniformed services personnel, total .....	222,608	211,801	208,866	202,382	194,633
Dependents of:					
US active duty military personnel .....	199,097	185,061	178,736	172,071	163,430
Retired and deceased US military personnel .....	22,688	25,866	29,263	29,494	30,450
US nonmilitary uniformed services personnel .....	823	874	867	817	753
All other beneficiaries .....	5,977	6,112	7,820	9,067	9,893

UNCLASSIFIED

# UNCLASSIFIED

TABLE 123—SELECTED DATA CONCERNING MEDICAL CARE PROVIDED AT FIXED AIR FORCE MEDICAL FACILITIES,  
WORLD-WIDE — FY 1965-1969 (CONTINUED)

INDEX	FISCAL YEAR				
	1965	1966	1967	1968	1969
Total number of outpatient visits .....	16,093,765	16,843,475	17,327,940	<sup>1/</sup> 18,119,116	17,648,939
Outpatient visits of:					
EAD US military personnel .....	5,768,654	6,319,020	6,651,259	6,958,020	6,835,609
Other US active duty military personnel .....	48,584	58,111	51,839	53,491	59,326
Active duty personnel of US nonmilitary uniformed services .....	5,272	6,505	4,647	5,899	5,647
Retired US uniformed services personnel .....	345,953	413,130	464,962	548,300	576,514
Dependents of US active duty military personnel .....	8,706,045	8,621,654	8,591,348	8,840,365	8,479,524
Dependents of retired and deceased US uniformed services personnel .....	490,714	611,379	725,807	867,711	922,351
US civilian employees .....	598,708	658,570	646,142	601,771	567,511
All other beneficiaries .....	128,835	155,106	191,936	243,559	202,457
Total number of immunizations .....	8,551,476	9,852,654	9,875,287	<sup>1/</sup> 9,531,292	8,701,109
Total number of flight physical examinations .....	199,413	202,373	200,242	<sup>1/</sup> 214,530	211,547
Total number of other complete physical examinations .....	421,983	688,811	661,240	<sup>1/</sup> 585,882	636,512

<sup>1/</sup> Data adjusted to a 365 day period.

SOURCE: Biometrics Division, Office of the Surgeon General, USAF.

# UNCLASSIFIED

TABLE 124 - ADMISSION RATES FOR MAJOR ILLNESS GROUPS, BY MONTH, AIR FORCE PERSONNEL,  
 FY 1965 - 1969  
 (Admissions per year per 1,000 strength)

UNCLASSIFIED

MAJOR ILLNESS GROUP AND FISCAL YEAR	AVERAGE FOR FISCAL YEAR	JUL	AUG	SEP	OCT	NOV	DEC	JAN	FEB	MAR	APR	MAY	JUN
WORLDWIDE													
ALL CAUSES - TOTAL 1/													
FY 1965 .....	181	168	172	179	181	174	154	198	208	219	190	166	168
FY 1966 .....	181	157	169	173	176	180	150	204	212	215	189	181	169
FY 1967 .....	176	159	171	170	175	172	154	200	191	190	182	188	164
FY 1968 .....	179	167	170	172	183	172	149	231	196	185	187	168	156
FY 1969 .....	187	167	167	184	179	173	229	236	193	191	190	172	161
DISEASE													
FY 1965 .....	159	144	148	156	158	152	134	177	188	198	168	144	145
FY 1966 .....	160	136	148	152	154	159	132	183	189	196	169	159	148
FY 1967 .....	157	139	151	150	153	152	136	180	171	172	162	168	144
FY 1968 .....	159	146	150	152	161	154	131	213	177	166	167	149	136
FY 1969 .....	170	149	149	165	160	156	215	220	177	174	173	154	143
NON-BATTLE INJURY													
FY 1965 .....	22	24	24	23	23	22	20	21	20	21	22	22	23
FY 1966 .....	21	21	22	21	21	21	18	21	23	19	20	21	21
FY 1967 .....	20	20	20	20	21	20	17	19	20	18	20	20	20
FY 1968 .....	19	21	20	20	22	18	17	17	17	18	20	19	19
FY 1969 .....	17	18	17	19	19	17	15	16	16	16	17	18	18
CONTINENTAL US (EXCLUDES ALASKA AND HAWAII)													
ALL CAUSES - TOTAL													
FY 1965 .....	171	158	163	167	171	163	145	189	199	207	182	155	155
FY 1966 .....	170	143	158	159	162	167	136	192	205	210	184	173	157
FY 1967 .....	163	143	153	157	160	155	135	191	179	183	172	179	150
FY 1968 .....	165	153	160	158	170	161	132	215	181	176	179	155	138
FY 1969 .....	170	150	142	154	159	156	232	214	180	178	177	151	141
DISEASE													
FY 1965 .....	151	135	140	146	151	144	126	170	181	189	163	136	134
FY 1966 .....	151	124	139	141	143	148	120	173	187	193	166	152	137
FY 1967 .....	145	125	136	139	141	138	119	173	160	166	152	160	131
FY 1968 .....	147	133	140	139	150	144	117	198	165	159	160	137	120
FY 1969 .....	154	133	126	136	141	141	219	200	166	163	161	135	125
NON-BATTLE INJURY													
FY 1965 .....	20	23	23	21	20	19	19	19	18	18	19	19	21
FY 1966 .....	19	19	19	18	19	19	16	19	18	17	18	21	20
FY 1967 .....	18	19	17	18	19	17	15	17	19	17	19	19	19
FY 1968 .....	18	20	19	19	20	17	16	17	16	17	19	18	18
FY 1969 .....	16	17	16	18	18	15	13	14	14	15	16	16	16

UNCLASSIFIED



TABLE 124 - ADMISSION RATES FOR MAJOR ILLNESS GROUPS, BY MONTH, AIR FORCE PERSONNEL,  
 FY 1965 - 1969 (CONTINUED)  
 (Admissions per year per 1,000 strength)

UNCLASSIFIED

MAJOR ILLNESS GROUP AND FISCAL YEAR	AVERAGE FOR FISCAL YEAR	JUL	AUG	SEP	OCT	NOV	DEC	JAN	FEB	MAR	APR	MAY	JUN
OUTSIDE CONTINENTAL US (INCLUDES ALASKA AND HAWAII)													
ALL CAUSES - TOTAL <sup>1/</sup>													
FY 1965 .....	215	202	199	219	214	211	184	227	241	258	216	200	212
FY 1966 .....	214	203	208	219	221	224	194	239	233	231	201	202	202
FY 1967 .....	208	199	216	203	211	211	197	220	219	204	203	209	194
FY 1968 .....	207	199	195	202	209	197	183	266	228	202	203	195	195
FY 1969 .....	222	203	219	248	223	208	224	280	219	216	216	212	199
DISEASE													
FY 1965 .....	186	174	171	189	184	180	158	200	214	230	187	170	184
FY 1966 .....	186	174	178	190	192	196	170	210	196	204	175	175	175
FY 1967 .....	183	174	188	177	182	185	175	196	195	183	182	185	173
FY 1968 .....	185	175	173	179	183	175	163	245	205	183	181	174	172
FY 1969 .....	202	182	198	224	199	187	205	260	198	197	196	192	178
NON-BATTLE INJURY													
FY 1965 .....	28	28	28	30	30	31	26	27	27	28	29	30	28
FY 1966 .....	28	28	29	29	28	28	23	28	36	26	24	26	26
FY 1967 .....	24	24	27	25	28	26	22	25	23	21	21	23	21
FY 1968 .....	22	22	22	23	26	21	20	19	20	21	22	21	21
FY 1969 .....	20	20	20	23	23	21	18	19	20	18	19	20	20
SOUTHEAST ASIA													
ALL CAUSES - TOTAL <sup>1/</sup>													
FY 1965 .....	165	165	170	169	188	163	149	153	161	141	153	175	193
FY 1966 .....	135	106	129	111	148	103	121	123	140	140	134	140	165
FY 1967 .....	173	164	173	184	194	184	187	170	169	159	162	178	168
FY 1968 .....	196	171	166	190	201	182	183	202	192	197	217	223	207
FY 1969 .....	244	221	268	335	222	222	210	230	211	229	256	276	246
DISEASE													
FY 1965 .....	136	153	142	137	163	118	121	124	132	117	135	126	170
FY 1966 .....	115	93	106	100	129	85	102	102	120	117	112	127	146
FY 1967 .....	150	144	151	161	168	160	164	146	144	137	144	149	146
FY 1968 .....	171	145	147	169	175	161	160	175	160	171	190	200	183
FY 1969 .....	224	202	250	316	199	203	193	207	188	209	234	256	226
NON-BATTLE INJURY													
FY 1965 .....	28	11	28	33	24	45	27	29	22	23	19	47	20
FY 1966 .....	18	12	19	11	18	18	18	20	19	22	15	12	18
FY 1967 .....	22	18	22	22	24	23	21	23	21	21	17	25	21
FY 1968 .....	21	20	17	19	25	19	22	21	20	24	25	20	21
FY 1969 .....	18	18	15	18	22	18	16	20	20	18	21	19	18

<sup>1/</sup> Includes admission rates for battle casualties. Averages for the fiscal year are as follows:

YEAR	WORLDWIDE	OUTSIDE	
		CONUS	SEA
FY 65	0.01	0.06	1.1
FY 66	0.1	0.5	1.9
FY 67	0.1	0.5	1.6
FY 68	0.3	1.1	3.3
FY 69	0.2	0.5	1.6

NOTE: The average daily beds occupied in Air Force Facilities in Southeast Asia during FY 1969 was 571. This represents an 80 percent occupancy of the average (714) operating beds.

SOURCE: Biometrics Division, Office of the Surgeon General, USAF.

UNCLASSIFIED

## UNCLASSIFIED

TABLE 125 - NONEFFECTIVE RATIOS FOR ALL CAUSES, BY MONTH, AIR FORCE PERSONNEL,  
WORLD-WIDE, FY 1965 - 1969

(Personnel not available for duty because of medical reasons per 100 average strength)

FISCAL YEAR	AVERAGE FOR FISCAL YEAR	JUL	AUG	SEP	OCT	NOV	DEC	JAN	FEB	MAR	APR	MAY	JUN
FY 1965 .....	.70	.67	.67	.68	.69	.68	.63	.70	.76	.77	.72	.70	.67
FY 1966 .....	.72	.66	.67	.69	.72	.73	.67	.73	.79	.80	.76	.75	.71
FY 1967 .....	.72	.69	.70	.71	.71	.71	.65	.71	.76	.75	.75	.75	.70
FY 1968 .....	.70	.70	.72	.73	.75	.71	.66	.72	.72	.71	.69	.67	.64
FY 1969 .....	.69	.64	.66	.67	.68	.69	.70	.71	.71	.72	.70	.69	.66

SOURCE: Biometrics Division, Office of the Surgeon General, USAF.

TABLE 126 - HOSPITALIZED RATIOS FOR ALL CAUSES, BY MONTH, AIR FORCE PERSONNEL,  
WORLD-WIDE, FY 1965 - 1969

(Personnel occupying hospital beds per 100 average strength)

FISCAL YEAR	AVERAGE FOR FISCAL YEAR	JUL	AUG	SEP	OCT	NOV	DEC	JAN	FEB	MAR	APR	MAY	JUN
FY 1965 .....	.54	.51	.53	.55	.55	.54	.45	.54	.59	.59	.56	.55	.52
FY 1966 .....	.56	.52	.54	.55	.57	.58	.48	.57	.61	.62	.58	.56	.53
FY 1967 .....	.54	.53	.53	.55	.55	.55	.45	.54	.58	.55	.55	.54	.50
FY 1968 .....	.51	.50	.51	.54	.55	.53	.44	.52	.53	.53	.51	.50	.48
FY 1969 .....	.50	.49	.49	.50	.51	.51	.43	.48	.52	.53	.51	.50	.48

SOURCE: Biometrics Division, Office of the Surgeon General, USAF.

UNCLASSIFIED

**UNCLASSIFIED**

TABLE 127 - NUMBER OF INDIVIDUALS COMPLETING PHYSIOLOGICAL TRAINING ACCORDING TO PHASE OF TRAINING. FY 1965 - 1969

FISCAL YEAR	ORIGINAL	REFRESHER	PASSENGER	PRESSURE SUIT	EJECTION SEAT
FY 1965 .....	14,836	27,766	9,874	850	8,762
FY 1966 .....	15,843	29,648	7,535	693	9,569
FY 1967 .....	14,835	32,279	10,330	523	9,071
FY 1968 .....	15,853	28,086	10,140	362	10,969
FY 1969 .....	15,997	31,846	8,685	287	11,879
TOTALS .....	77,464	149,625	46,564	2,715	50,250

NOTE: Most of the trainees are Air Force extended active duty military personnel. Members of the other US Armed Forces, allied military personnel, and civilians are also included. (See AFR 50-27.)

SOURCE: Aerospace Medicine Division, Office of the Surgeon General, USAF.

**UNCLASSIFIED**

**UNCLASSIFIED**

**UNCLASSIFIED**

UNCLASSIFIED

## SECURITY AND MILITARY DISCIPLINE

SECURITY POLICE

PART IX



## INTRODUCTION

Security Police statistics are collected quarterly world-wide for use in management and to determine the status of discipline within the Air Force. In general, they include selected data regarding military and civil type offenses and the administration of the correction program. All data depicted in this table are derived from reports required by AFR 125-17. All entries depicting military offenses represent only those offenses for which action was taken under Uniform Code of Military Justice (UCMJ).

## DEFINITIONS

ABSENCE WITHOUT LEAVE (AWOL) - Status or the offense of any member of the Air Force who, without authority:

- (1) Fails to go to his appointed place of duty at the time prescribed; or
- (2) Goes from that place; or
- (3) Absents himself or remains absent from his unit, organization, or place of duty at which he is required to be at the time prescribed (10 U.S.C. 886). (See AFR 35-73)

CUSTODY GRADE - Prisoners are classified as being in a minimum, medium, or maximum custody grade in accordance with the criteria outlined in (1), (2) and (3) below. The initial classification will be determined by the correction officer based upon the nature of the offense, demeanor of the prisoner upon admission, and any other pertinent information available.

(1) Minimum custody prisoners are those who are sufficiently stable, dependable, and trustworthy as to require little or no custodial supervision.

(2) Medium custody prisoners are those who require continual supervision, but whose escape would not threaten life, limb, or property.

(3) Maximum custody prisoners are those whose escape would present a distinct threat to the safety of life, limb, or property, and who require special custodial controls and handling.

UNCLASSIFIED

**SECURITY AND MILITARY DISCIPLINE (CONTINUED)****UNCLASSIFIED****SECURITY POLICE (CONTINUED)**

CASUAL STATUS - A prisoner held at an installation Correction facility awaiting:

- (1) Disposition instructions from another Command; or
- (2) If disposition instructions have been received, awaiting transfer to a designated confinement facility.

CORRECTIONAL CUSTODY - The physical restraint of a person during duty or non duty hours, or both, imposed as a punishment under Article 15, UCMJ, and may include extra duties, fatigue duties, or hard labor. (Addendum to the Manual for Courts Martial, United States 1951, January 1963)

**UNCLASSIFIED**

UNCLASSIFIED

TABLE 128 - SECURITY POLICE ACTIVITIES, WORLD-WIDE, BY QUARTER - FY 1969

LOCATION BY COMMAND	TOTAL	1ST QTR	2ND QTR	3RD QTR	4TH QTR	LOCATION BY COMMAND		1ST QTR	2ND QTR	3RD QTR	4TH QTR	
AWOL PERSONNEL: AWOL INCIDENTS						AWOL PERSONNEL: AWOL LAST DAY OF REPORTING PERIOD						
<u>WW - TOTAL</u>	<u>3,902</u>	<u>1,019</u>	<u>841</u>	<u>1,073</u>	<u>969</u>	<u>WW - TOTAL</u>		<u>152</u>	<u>134</u>	<u>145</u>	<u>171</u>	
<u>U S - TOTAL</u>	<u>3,113</u>	<u>849</u>	<u>703</u>	<u>785</u>	<u>776</u>	<u>U S - TOTAL</u>		<u>140</u>	<u>117</u>	<u>119</u>	<u>155</u>	
AAC . . . . .	25	8	2	7	8	AAC . . . . .		1	1	-	3	
ACIC . . . . .	-	-	-	-	-	ACIC . . . . .		-	-	-	-	
ADC . . . . .	361	110	80	94	77	ADC . . . . .		21	10	10	13	
AFA a/ . . . . .	-	-	-	-	-	AFA a/ . . . . .		-	-	-	-	
AFCS . . . . .	68	28	14	17	9	AFCS . . . . .		3	4	5	2	
AFLC . . . . .	64	15	20	16	13	AFLC . . . . .		1	3	2	-	
AFSC . . . . .	104	35	13	32	24	AFSC . . . . .		5	3	4	3	
ATC . . . . .	855	194	196	216	249	ATC . . . . .		46	33	37	65	
AU . . . . .	8	1	1	2	4	AU . . . . .		-	-	2	-	
AFRES . . . . .	1	1	-	-	-	AFRES . . . . .		-	-	-	-	
HAWAII . . . . .	8	2	2	2	2	HAWAII . . . . .		1	1	-	-	
Hq CMD . . . . .	53	13	16	14	10	Hq CMD . . . . .		2	3	1	1	
MAC . . . . .	352	100	92	77	83	MAC . . . . .		14	20	17	26	
SAC . . . . .	699	209	159	186	145	SAC . . . . .		28	21	30	16	
TAC . . . . .	500	131	104	119	146	TAC . . . . .		17	17	11	26	
USAFSS . . . . .	15	2	4	3	6	USAFSS . . . . .		1	1	-	-	
<u>OVERSEAS-TOTAL</u>	<u>789</u>	<u>170</u>	<u>138</u>	<u>288</u>	<u>193</u>	<u>OVERSEAS-TOTAL</u>		<u>12</u>	<u>17</u>	<u>26</u>	<u>16</u>	
ADC . . . . .	5	1	1	1	2	ADC . . . . .		-	-	-	-	
AFCS . . . . .	66	18	13	19	16	AFCS . . . . .		1	2	1	3	
MAC . . . . .	23	8	1	8	6	MAC . . . . .		1	-	-	-	
PACAF . . . . .	565	102	108	223	132	PACAF . . . . .		4	14	18	8	
SAC . . . . .	49	17	5	16	11	SAC . . . . .		3	1	6	3	
USAFE . . . . .	71	22	6	21	22	USAFE . . . . .		3	-	1	1	
USAFSO . . . . .	5	-	2	-	3	USAFSO . . . . .		-	-	-	1	
USAFSS . . . . .	5	2	2	-	1	USAFSS . . . . .		-	-	-	-	
AWOL PERSONNEL: RETURNED TO MILITARY CONTROL VOLUNTARILY						AWOL PERSONNEL: RETURNED TO MILITARY CONTROL APPREHENDED						
<u>WW - TOTAL</u>	<u>2,702</u>	<u>708</u>	<u>569</u>	<u>790</u>	<u>635</u>	<u>WW - TOTAL</u>		<u>664</u>	<u>191</u>	<u>142</u>	<u>157</u>	<u>174</u>
<u>U S - TOTAL</u>	<u>2,129</u>	<u>591</u>	<u>470</u>	<u>568</u>	<u>500</u>	<u>U S - TOTAL</u>		<u>555</u>	<u>156</u>	<u>117</u>	<u>141</u>	<u>141</u>
AAC . . . . .	15	4	1	5	5	AAC . . . . .		5	3	-	2	-
ACIC . . . . .	-	-	-	-	-	ACIC . . . . .		-	-	-	-	-
ADC . . . . .	262	85	57	72	48	ADC . . . . .		73	21	17	21	14
AFA a/ . . . . .	-	-	-	-	-	AFA a/ . . . . .		-	-	-	-	-
AFCS . . . . .	42	20	7	8	7	AFCS . . . . .		16	5	6	4	1
AFLC . . . . .	49	10	15	13	11	AFLC . . . . .		7	3	1	2	1
AFSC . . . . .	70	25	10	24	11	AFSC . . . . .		25	10	3	2	10
ATC . . . . .	498	98	110	146	144	ATC . . . . .		165	42	41	37	45
AU . . . . .	6	-	-	1	5	AU . . . . .		2	-	-	2	-
AFRES . . . . .	11	3	1	4	3	AFRES . . . . .		21	8	3	6	4
HAWAII . . . . .	4	1	-	2	1	HAWAII . . . . .		1	-	1	-	-
Hq CMD . . . . .	39	10	9	11	9	Hq CMD . . . . .		2	-	-	2	-
MAC . . . . .	250	74	62	63	51	MAC . . . . .		58	15	7	26	10
SAC . . . . .	509	161	117	128	103	SAC . . . . .		113	31	27	23	32
TAC . . . . .	359	97	78	88	96	TAC . . . . .		65	16	11	14	24
USAFSS . . . . .	15	3	3	3	6	USAFSS . . . . .		2	2	-	-	-
<u>OVERSEAS-TOTAL</u>	<u>573</u>	<u>117</u>	<u>99</u>	<u>222</u>	<u>135</u>	<u>OVERSEAS-TOTAL</u>		<u>109</u>	<u>35</u>	<u>25</u>	<u>16</u>	<u>33</u>
ADC . . . . .	4	1	1	-	2	ADC . . . . .		-	-	-	-	-
AFCS . . . . .	52	14	11	17	10	AFCS . . . . .		8	3	1	1	3
MAC . . . . .	18	6	1	7	4	MAC . . . . .		3	1	-	2	-
PACAF . . . . .	411	70	78	170	93	PACAF . . . . .		79	23	18	15	23
SAC . . . . .	33	13	5	8	7	SAC . . . . .		-	-	-	-	-
USAFE . . . . .	51	12	3	20	16	USAFE . . . . .		15	7	3	-	5
USAFSO . . . . .	1	-	-	-	1	USAFSO . . . . .		2	-	2	-	-
USAFSS . . . . .	3	1	-	-	2	USAFSS . . . . .		2	1	1	-	-

UNCLASSIFIED

UNCLASSIFIED

TABLE 128 - SECURITY POLICE ACTIVITIES, WORLD-WIDE, BY QUARTER - FY 1969 (CONTINUED)

LOCATION BY COMMAND		1ST QTR	2ND QTR	3RD QTR	4TH QTR	LOCATION BY COMMAND		1ST QTR	2ND QTR	3RD QTR	4TH QTR
	AIR FORCE PRISONERS WITH SENTENCES OVER 60 DAYS						AIR FORCE PRISONERS IN PRETRIAL CONFINEMENT				
<u>WW - TOTAL</u>		<u>165</u>	<u>175</u>	<u>199</u>	<u>163</u>	<u>WW - TOTAL</u>		<u>54</u>	<u>73</u>	<u>65</u>	<u>55</u>
<u>U S - TOTAL</u>		<u>136</u>	<u>129</u>	<u>142</u>	<u>126</u>	<u>U S - TOTAL</u>		<u>45</u>	<u>62</u>	<u>60</u>	<u>47</u>
AAC . . . . .		5	5	4	3	AAC . . . . .		-	2	-	-
ADC . . . . .		9	6	4	6	ADC . . . . .		2	2	3	2
AFLC . . . . .		4	-	5	1	AFLC . . . . .		-	3	-	1
AFSC . . . . .		6	5	2	7	AFSC . . . . .		3	3	1	6
ATC . . . . .		30	35	38	21	ATC . . . . .		13	21	16	14
AU . . . . .		1	-	-	-	AU . . . . .		-	-	-	-
HAWAII . . . . .		-	-	2	-	HAWAII . . . . .		-	-	-	-
Hq CMD . . . . .		4	1	1	1	Hq CMD . . . . .		-	-	-	-
MAC . . . . .		15	29	28	42	MAC . . . . .		4	4	4	3
SAC . . . . .		51	31	35	33	SAC . . . . .		15	16	26	8
TAC . . . . .		11	17	23	12	TAC . . . . .		6	10	10	13
USAFSS . . . . .		-	-	-	-	USAFSS . . . . .		2	1	-	-
3320TH c/ . . . . .		-	-	-	-	3320TH c/ . . . . .		-	-	-	-
<u>OVERSEAS-TOTAL</u>		<u>29</u>	<u>46</u>	<u>57</u>	<u>37</u>	<u>OVERSEAS-TOTAL</u>		<u>9</u>	<u>11</u>	<u>5</u>	<u>8</u>
ADC . . . . .		-	-	-	-	ADC . . . . .		-	-	-	-
MAC . . . . .		-	-	-	-	MAC . . . . .		1	-	-	-
PACAF . . . . .		18	39	44	27	PACAF . . . . .		6	8	3	4
SAC . . . . .		2	3	3	1	SAC . . . . .		-	-	1	-
USAFE . . . . .		8	4	10	9	USAFE . . . . .		1	3	1	4
USAFSO . . . . .		-	-	-	-	USAFSO . . . . .		-	-	-	-
USAFSS . . . . .		1	-	-	-	USAFSS . . . . .		1	-	-	-
	AIR FORCE PRISONERS TRIED AND IN CONFINEMENT						AIR FORCE PRISONERS CASUALS IN CONFINEMENT				
<u>WW - TOTAL</u>		<u>289</u>	<u>271</u>	<u>293</u>	<u>304</u>	<u>WW - TOTAL</u>		<u>19</u>	<u>7</u>	<u>8</u>	<u>24</u>
<u>U S - TOTAL</u>		<u>265</u>	<u>247</u>	<u>256</u>	<u>266</u>	<u>U S - TOTAL</u>		<u>18</u>	<u>7</u>	<u>8</u>	<u>24</u>
AAC . . . . .		-	1	-	-	AAC . . . . .		-	-	-	-
ADC . . . . .		-	8	1	6	ADC . . . . .		2	2	-	3
AFLC . . . . .		-	-	1	1	AFLC . . . . .		-	1	-	2
AFSC . . . . .		10	6	1	8	AFSC . . . . .		3	-	-	6
ATC . . . . .		31	42	27	24	ATC . . . . .		3	2	5	6
AU . . . . .		1	-	-	-	AU . . . . .		-	-	-	1
HAWAII . . . . .		1	-	2	-	HAWAII . . . . .		-	-	-	-
Hq CMD . . . . .		-	-	-	-	Hq CMD . . . . .		-	-	-	-
MAC . . . . .		14	27	21	21	MAC . . . . .		3	-	2	-
SAC . . . . .		53	35	41	41	SAC . . . . .		3	2	-	5
TAC . . . . .		5	10	24	8	TAC . . . . .		4	-	1	1
USAFSS . . . . .		-	-	-	-	USAFSS . . . . .		-	-	-	-
3320TH c/ . . . . .		141	118	138	157	3320TH c/ . . . . .		-	-	-	-
<u>OVERSEAS-TOTAL</u>		<u>24</u>	<u>24</u>	<u>37</u>	<u>38</u>	<u>OVERSEAS-TOTAL</u>		<u>1</u>	-	-	-
ADC . . . . .		-	-	-	-	ADC . . . . .		-	-	-	-
MAC . . . . .		-	-	-	-	MAC . . . . .		-	-	-	-
PACAF . . . . .		16	16	21	28	PACAF . . . . .		-	-	-	-
SAC . . . . .		-	2	3	1	SAC . . . . .		-	-	-	-
USAFE . . . . .		8	6	13	9	USAFE . . . . .		1	-	-	-
USAFSO . . . . .		-	-	-	-	USAFSO . . . . .		-	-	-	-
USAFSS . . . . .		-	-	-	-	USAFSS . . . . .		-	-	-	-

UNCLASSIFIED



TABLE 128 - SECURITY POLICE ACTIVITIES, WORLD-WIDE, BY QUARTER - FY 1969 (CONTINUED)

LOCATION BY COMMAND	1ST QTR	2ND QTR	3RD QTR	4TH QTR	LOCATION BY COMMAND	1ST QTR	2ND QTR	3RD QTR	4TH QTR
AIR FORCE PRISONERS IN OTHER SERVICE CONFINEMENT FACILITIES					OTHER SERVICE CASUALS IN AIR FORCE CONFINEMENT FACILITIES				
<u>WW - TOTAL</u>	<u>62</u>	<u>84</u>	<u>78</u>	<u>54</u>	<u>WW - TOTAL</u>	<u>140</u>	<u>91</u>	<u>71</u>	<u>160</u>
<u>U S - TOTAL</u>	<u>33</u>	<u>38</u>	<u>35</u>	<u>38</u>	<u>U S - TOTAL</u>	<u>137</u>	<u>91</u>	<u>69</u>	<u>160</u>
AAC . . . . .	5	4	4	5	AAC . . . . .	-	-	-	-
ADC . . . . .	2	-	5	1	ADC . . . . .	19	17	2	33
AFA a/ . . . . .	-	-	-	-	AFA a/ . . . . .	-	-	-	-
AFLC . . . . .	6	2	1	-	AFLC . . . . .	1	3	-	17
AFSC . . . . .	-	1	-	12	AFSC . . . . .	-	2	1	12
ATC . . . . .	-	-	-	-	ATC . . . . .	27	38	13	18
AU . . . . .	-	-	-	-	AU . . . . .	1	-	1	-
HAWAII . . . . .	-	-	-	-	HAWAII . . . . .	-	-	-	-
Hq CMD . . . . .	-	3	2	1	Hq CMD . . . . .	-	-	-	-
MAC . . . . .	5	8	14	11	MAC . . . . .	1	1	-	-
SAC . . . . .	4	4	1	-	SAC . . . . .	54	23	33	30
TAC . . . . .	11	16	8	8	TAC . . . . .	21	7	18	50
USAFSS . . . . .	-	-	-	-	USAFSS . . . . .	13	-	1	-
<u>OVERSEAS-TOTAL</u>	<u>29</u>	<u>46</u>	<u>43</u>	<u>16</u>	<u>OVERSEAS-TOTAL</u>	<u>3</u>	<u>-</u>	<u>2</u>	<u>-</u>
MAC . . . . .	-	-	-	-	MAC . . . . .	-	-	-	-
PACAF . . . . .	26	43	41	16	PACAF . . . . .	-	-	-	-
SAC . . . . .	3	1	1	-	SAC . . . . .	1	-	2	-
USAFE . . . . .	-	-	-	-	USAFE . . . . .	-	-	-	-
USAFSO . . . . .	-	1	1	-	USAFSO . . . . .	-	-	-	-
USAFSS . . . . .	-	1	-	-	USAFSS . . . . .	2	-	-	-
AIR FORCE PRISONERS TOTAL IN CONFINEMENT b/					OTHER SERVICE PRISONERS IN AIR FORCE CONFINEMENT FACILITIES				
<u>WW - TOTAL</u>	<u>474</u>	<u>482</u>	<u>486</u>	<u>481</u>	<u>WW - TOTAL</u>	<u>39</u>	<u>51</u>	<u>35</u>	<u>25</u>
<u>U S - TOTAL</u>	<u>411</u>	<u>401</u>	<u>401</u>	<u>419</u>	<u>U S - TOTAL</u>	<u>20</u>	<u>31</u>	<u>21</u>	<u>11</u>
AAC . . . . .	5	7	4	5	AAC . . . . .	-	-	-	-
ADC . . . . .	15	12	9	12	ADC . . . . .	-	2	-	-
AFA a/ . . . . .	-	-	-	-	AFA a/ . . . . .	-	-	-	-
AFLC . . . . .	6	6	2	4	AFLC . . . . .	-	1	1	-
AFSC . . . . .	16	10	2	32	AFSC . . . . .	-	-	-	-
ATC . . . . .	47	65	43	44	ATC . . . . .	18	24	20	11
AU . . . . .	1	-	-	1	AU . . . . .	-	-	-	-
HAWAII . . . . .	1	-	2	-	HAWAII . . . . .	-	-	-	-
Hq CMD . . . . .	-	3	2	1	Hq CMD . . . . .	-	-	-	-
MAC . . . . .	26	39	41	35	MAC . . . . .	-	3	-	-
SAC . . . . .	75	57	68	54	SAC . . . . .	-	-	-	-
TAC . . . . .	26	36	43	30	TAC . . . . .	2	1	-	-
USAFSS . . . . .	2	1	-	-	USAFSS . . . . .	-	-	-	-
3320TH c/ . . . . .	141	118	138	157	3320TH c/ . . . . .	-	-	-	-
USDB c/ . . . . .	41	39	33	36	USDB c/ . . . . .	-	-	-	-
Fed Fac c/ . . . . .	9	8	9	8	Fed Fac c/ . . . . .	-	-	-	-
<u>OVERSEAS-TOTAL</u>	<u>63</u>	<u>81</u>	<u>85</u>	<u>62</u>	<u>OVERSEAS-TOTAL</u>	<u>19</u>	<u>20</u>	<u>14</u>	<u>14</u>
MAC . . . . .	1	-	-	-	MAC . . . . .	3	-	-	-
PACAF . . . . .	48	67	65	48	PACAF . . . . .	15	16	12	5
SAC . . . . .	3	3	5	1	SAC . . . . .	-	-	1	2
USAFE . . . . .	10	9	14	13	USAFE . . . . .	1	3	1	7
USAFSO . . . . .	-	1	1	-	USAFSO . . . . .	-	-	-	-
USAFSS . . . . .	1	1	-	-	USAFSS . . . . .	-	1	-	-

## UNCLASSIFIED

TABLE 128 -- SECURITY POLICE ACTIVITIES, WORLD-WIDE, BY QUARTER -- FY 1969 (CONTINUED)

LOCATION BY COMMAND		1ST QTR	2ND QTR	3RD QTR	4TH QTR	LOCATION BY COMMAND		1ST QTR	2ND QTR	3RD QTR	4TH QTR
	MAXIMUM CUSTODY PRISONERS IN AIR FORCE CONFINEMENT FACILITIES						MINIMUM CUSTODY PRISONERS IN AIR FORCE CONFINEMENT FACILITIES				
<u>WW - TOTAL</u>		<u>87</u>	<u>71</u>	<u>77</u>	<u>65</u>	<u>WW - TOTAL</u>		<u>238</u>	<u>210</u>	<u>245</u>	<u>226</u>
<u>U S - TOTAL</u>		<u>80</u>	<u>66</u>	<u>74</u>	<u>56</u>	<u>U S - TOTAL</u>		<u>201</u>	<u>191</u>	<u>225</u>	<u>215</u>
AAC . . . . .		-	-	-	-	AAC . . . . .		-	-	-	-
ADC . . . . .		8	6	16	15	ADC . . . . .		4	5	3	6
AFLC . . . . .		-	2	-	-	AFLC . . . . .		-	-	-	-
AFSC . . . . .		-	1	1	6	AFSC . . . . .		4	5	2	5
ATC . . . . .		15	34	18	4	ATC . . . . .		15	25	27	13
AU . . . . .		-	-	-	-	AU . . . . .		-	-	-	-
HAWAII . . . . .		-	-	-	-	HAWAII . . . . .		-	-	1	-
Hq CMD . . . . .		-	-	-	-	Hq CMD . . . . .		-	-	-	-
MAC . . . . .		-	4	1	-	MAC . . . . .		6	11	12	12
SAC . . . . .		22	7	24	16	SAC . . . . .		26	25	30	18
TAC . . . . .		21	12	14	15	TAC . . . . .		5	2	12	4
USAFSS . . . . .		14	-	-	-	USAFSS . . . . .		-	-	-	-
3320TH c/ . . . . .		-	-	-	-	3320TH c/ . . . . .		141	118	138	157
<u>OVERSEAS-TOTAL</u>		<u>7</u>	<u>5</u>	<u>3</u>	<u>9</u>	<u>OVERSEAS-TOTAL</u>		<u>37</u>	<u>19</u>	<u>20</u>	<u>11</u>
MAC . . . . .		-	-	-	-	MAC . . . . .		2	-	-	-
PACAF . . . . .		5	3	1	1	PACAF . . . . .		11	14	15	4
SAC . . . . .		-	-	-	-	SAC . . . . .		-	-	-	-
USAFE . . . . .		1	2	2	8	USAFE . . . . .		23	5	5	7
USAFSS . . . . .		1	-	-	-	USAFSS . . . . .		1	-	-	-
	MEDIUM CUSTODY PRISONERS IN AIR FORCE CONFINEMENT FACILITIES						ALL PRISONERS IN AIR FORCE CONFINEMENT FACILITIES				
<u>WW - TOTAL</u>		<u>242</u>	<u>210</u>	<u>320</u>	<u>277</u>	<u>WW - TOTAL</u>		<u>567</u>	<u>491</u>	<u>642</u>	<u>568</u>
<u>U S - TOTAL</u>		<u>212</u>	<u>180</u>	<u>285</u>	<u>248</u>	<u>U S - TOTAL</u>		<u>493</u>	<u>437</u>	<u>584</u>	<u>519</u>
AAC . . . . .		-	3	-	-	AAC . . . . .		-	3	-	-
ADC . . . . .		20	20	37	23	ADC . . . . .		32	31	56	44
AFLC . . . . .		1	6	31	31	AFLC . . . . .		1	8	31	31
AFSC . . . . .		12	5	19	21	AFSC . . . . .		16	11	22	32
ATC . . . . .		61	68	65	56	ATC . . . . .		91	127	110	73
AU . . . . .		2	-	1	2	AU . . . . .		2	-	1	2
HAWAII . . . . .		1	-	1	-	HAWAII . . . . .		1	-	2	-
Hq CMD . . . . .		-	-	-	-	Hq CMD . . . . .		-	-	-	-
MAC . . . . .		25	20	14	12	MAC . . . . .		31	35	27	24
SAC . . . . .		77	44	60	50	SAC . . . . .		125	76	114	84
TAC . . . . .		12	14	57	53	TAC . . . . .		38	28	83	72
USAFSS . . . . .		1	-	-	-	USAFSS . . . . .		15	-	-	-
3320TH c/ . . . . .		-	-	-	-	3320TH c/ . . . . .		141	118	138	157
<u>OVERSEAS-TOTAL</u>		<u>30</u>	<u>30</u>	<u>35</u>	<u>29</u>	<u>OVERSEAS-TOTAL</u>		<u>74</u>	<u>54</u>	<u>58</u>	<u>49</u>
MAC . . . . .		2	-	-	-	MAC . . . . .		4	-	-	-
PACAF . . . . .		21	23	20	17	PACAF . . . . .		37	40	36	22
SAC . . . . .		1	2	7	3	SAC . . . . .		1	2	7	3
USAFE . . . . .		6	5	8	9	USAFE . . . . .		30	12	15	24
USAFSS . . . . .		-	-	-	-	USAFSS . . . . .		2	-	-	-

UNCLASSIFIED

TABLE 128 - SECURITY POLICE ACTIVITIES, WORLD-WIDE, BY QUARTER - FY 1969 (CONTINUED)

LOCATION BY COMMAND	TOTAL	1ST QTR	2ND QTR	3RD QTR	4TH QTR	LOCATION BY COMMAND	TOTAL	1ST QTR	2ND QTR	3RD QTR	4TH QTR
OFFENSES: MILITARY-TYPE, PUNISHABLE BY OVER ONE YEAR						OFFENSES: MILITARY-TYPE, PUNISHABLE BY ONE YEAR OR LESS					
WW - TOTAL	782	160	192	210	220	WW - TOTAL	16,478	4,387	4,070	3,948	4,073
U S - TOTAL	315	83	62	71	99	U S - TOTAL	9,765	2,585	2,341	2,317	2,522
AAC . . . . .	18	2	3	7	6	AAC . . . . .	175	22	60	60	33
ADC . . . . .	78	26	8	13	31	ADC . . . . .	766	178	177	161	250
AFA a/ . . . . .	-	-	-	-	-	AFA a/ . . . . .	14	-	5	8	1
AFCS . . . . .	15	5	3	3	4	AFCS . . . . .	259	79	56	61	63
AFLC . . . . .	7	1	5	1	-	AFLC . . . . .	244	78	41	54	71
AFRES . . . . .	1	-	1	-	-	AFRES . . . . .	7	5	2	-	-
AFSC . . . . .	28	5	9	9	5	AFSC . . . . .	360	108	106	91	55
ATC . . . . .	52	7	2	16	27	ATC . . . . .	2,175	583	507	526	559
AU . . . . .	-	-	-	-	-	AU . . . . .	43	10	15	10	8
HAWAII . . . . .	9	8	1	-	-	HAWAII . . . . .	56	8	2	21	25
Hq CMD . . . . .	-	-	-	-	-	Hq CMD . . . . .	115	42	8	38	27
MAC . . . . .	42	15	15	5	7	MAC . . . . .	1,244	314	304	317	309
SAC . . . . .	39	11	6	12	10	SAC . . . . .	2,655	771	613	591	680
TAC . . . . .	23	3	6	5	9	TAC . . . . .	1,598	378	421	379	420
USAFSS . . . . .	3	-	3	-	-	USAFSS . . . . .	54	9	24	-	21
OVERSEAS-TOTAL	467	77	130	139	121	OVERSEAS-TOTAL	6,713	1,802	1,729	1,631	1,551
ADC . . . . .	-	-	-	-	-	ADC . . . . .	34	1	15	12	6
AFCS . . . . .	35	9	9	7	10	AFCS . . . . .	500	115	145	111	129
AFLC . . . . .	-	-	-	-	-	AFLC . . . . .	23	2	16	3	2
MAC . . . . .	1	1	-	-	-	MAC . . . . .	189	64	32	34	59
PACAF . . . . .	353	51	101	102	99	PACAF . . . . .	3,706	1,007	932	887	880
SAC . . . . .	-	-	-	-	-	SAC . . . . .	373	109	91	100	73
USAFE . . . . .	54	15	16	12	11	USAFE . . . . .	1,426	354	360	378	334
USAFSO . . . . .	-	-	-	-	-	USAFSO . . . . .	89	23	40	17	9
USAFSS . . . . .	24	1	4	18	1	USAFSS . . . . .	373	127	98	89	59
OFFENSES: CIVIL-TYPE, PUNISHABLE BY OVER ONE YEAR						OFFENSES: CIVIL-TYPE, PUNISHABLE BY ONE YEAR OR LESS					
WW - TOTAL	1,235	253	286	347	349	WW - TOTAL	7,321	1,920	1,731	1,859	1,811
U S - TOTAL	575	128	144	173	130	U S - TOTAL	4,140	1,049	1,054	1,064	973
AAC . . . . .	14	-	5	3	3	AAC . . . . .	74	23	19	12	20
ADC . . . . .	89	27	17	29	16	ADC . . . . .	386	134	104	67	81
AFA a/ . . . . .	-	-	-	-	-	AFA a/ . . . . .	-	-	-	-	-
AFCS . . . . .	36	14	3	13	6	AFCS . . . . .	88	26	16	27	19
AFLC . . . . .	14	1	5	1	7	AFLC . . . . .	159	38	37	34	50
AFRES . . . . .	8	7	-	-	-	AFRES . . . . .	3	-	-	-	3
AFSC . . . . .	24	3	8	4	9	AFSC . . . . .	180	37	57	51	35
ATC . . . . .	53	8	18	14	13	ATC . . . . .	636	138	189	155	154
AU . . . . .	-	-	-	-	-	AU . . . . .	31	3	9	12	7
HAWAII . . . . .	1	1	-	-	-	HAWAII . . . . .	36	9	10	8	9
Hq CMD . . . . .	-	-	-	-	-	Hq CMD . . . . .	25	5	6	7	7
MAC . . . . .	51	13	16	14	8	MAC . . . . .	375	90	83	130	72
SAC . . . . .	163	31	41	50	41	SAC . . . . .	1,182	328	287	291	276
TAC . . . . .	83	13	24	24	22	TAC . . . . .	869	195	213	238	223
USAFSS . . . . .	39	10	7	21	1	USAFSS . . . . .	96	23	24	32	17
OVERSEAS-TOTAL	660	125	142	174	219	OVERSEAS-TOTAL	3,181	871	677	795	838
ADC . . . . .	-	-	-	-	-	ADC . . . . .	2	1	1	-	-
AFCS . . . . .	63	1	4	17	41	AFCS . . . . .	245	44	51	72	78
AFLC . . . . .	1	-	-	-	1	AFLC . . . . .	-	-	-	-	-
MAC . . . . .	14	1	3	1	9	MAC . . . . .	136	41	30	29	36
PACAF . . . . .	377	76	90	120	91	PACAF . . . . .	1,698	441	351	424	482
SAC . . . . .	30	13	8	2	7	SAC . . . . .	162	39	40	37	46
USAFE . . . . .	134	33	32	27	42	USAFE . . . . .	825	270	173	211	171
USAFSO . . . . .	2	-	2	-	-	USAFSO . . . . .	7	1	1	4	1
USAFSS . . . . .	39	1	3	7	28	USAFSS . . . . .	106	34	30	18	24

UNCLASSIFIED

TABLE 128 - SECURITY POLICE ACTIVITIES, WORLD-WIDE, BY QUARTER - FY 1969 (CONTINUED)

LOCATION BY COMMAND	TOTAL	1ST QTR	2ND QTR	3RD QTR	4TH QTR	LOCATION BY COMMAND	AVERAGE	1ST QTR	2ND QTR	3RD QTR	4TH QTR
	ALL OFFENDERS (Excludes AWOL, Security and Traffic Violations)						REGISTERED PRIVATELY OWNED VEHICLES (In Thousands)				
<u>WW - TOTAL</u>	<u>25,816</u>	<u>6,720</u>	<u>6,279</u>	<u>6,364</u>	<u>6,453</u>	<u>WW - TOTAL</u>	<u>782.8</u>	<u>753.9</u>	<u>797.4</u>	<u>785.2</u>	<u>794.8</u>
<u>U S - TOTAL</u>	<u>14,795</u>	<u>3,845</u>	<u>3,601</u>	<u>3,625</u>	<u>3,724</u>	<u>U S - TOTAL</u>	<u>673.9</u>	<u>649.4</u>	<u>688.2</u>	<u>676.9</u>	<u>681.1</u>
AAC . . . . .	281	47	87	82	65	AAC . . . . .	12.1	11.9	11.0	12.6	12.8
ADC . . . . .	1,319	365	306	270	378	ACIC . . . . .	.2	.2	.2	.2	.2
AFA <sup>a/</sup> . . . . .	14	-	5	8	1	ADC . . . . .	70.4	68.0	74.9	68.8	70.2
AFCS . . . . .	398	124	78	104	92	AFA <sup>a/</sup> . . . . .	4.3	4.4	4.1	4.3	4.3
AFLC . . . . .	424	118	88	90	128	AFCS . . . . .	.6	.6	.7	.6	.5
AFRES . . . . .	19	12	3	-	4	AFLC . . . . .	18.6	18.8	18.9	18.8	18.1
AFSC . . . . .	592	153	180	155	104	AFRES . . . . .	2.2	2.6	2.5	2.4	1.2
ATC . . . . .	2,916	736	716	711	753	ATC . . . . .	56.3	53.5	55.3	57.5	58.8
AU . . . . .	74	13	24	22	15	AU . . . . .	79.1	67.8	82.6	84.5	81.6
HAWAII . . . . .	102	26	13	29	34	HAWAII . . . . .	7.2	7.8	7.7	6.6	6.7
Hq CMD . . . . .	140	47	14	45	34	Hq CMD . . . . .	6.8	6.6	6.8	6.9	6.7
MAC . . . . .	1,712	432	418	466	396	MAC . . . . .	19.1	19.3	20.2	18.5	18.3
SAC . . . . .	4,039	1,141	947	944	1,007	Hq CMD . . . . .	86.3	86.8	87.6	85.2	85.6
TAC . . . . .	2,573	589	664	646	674	MAC . . . . .	164.0	163.7	171.9	157.6	162.9
USAFSS . . . . .	192	42	58	53	39	TAC . . . . .	107.4	98.4	102.9	112.9	115.4
						USAFSS . . . . .	6.8	7.8	6.1	7.2	5.9
<u>OVERSEAS-TOTAL</u>	<u>11,021</u>	<u>2,875</u>	<u>2,678</u>	<u>2,739</u>	<u>2,729</u>	<u>OVERSEAS-TOTAL</u>	<u>108.9</u>	<u>104.5</u>	<u>109.2</u>	<u>108.3</u>	<u>113.7</u>
ADC . . . . .	36	2	16	12	6	AFCS . . . . .	9.9	9.7	10.3	9.7	9.7
AFCS . . . . .	843	169	209	207	258	MAC . . . . .	7.6	9.0	7.8	7.0	6.8
AFLC . . . . .	24	2	16	3	3	PACAF . . . . .	28.0	26.2	26.8	28.0	30.8
MAC . . . . .	340	107	65	64	104	SAC . . . . .	9.0	8.3	9.3	9.6	8.8
PACAF . . . . .	6,134	1,575	1,474	1,533	1,552	USAFE . . . . .	46.9	44.3	47.1	47.4	48.6
SAC . . . . .	565	161	139	139	126	USAFSO . . . . .	2.4	2.4	2.5	2.4	2.6
USAFE . . . . .	2,439	672	581	628	558	USAFSS . . . . .	5.1	4.6	5.4	4.2	6.4
USAFSO . . . . .	98	24	43	21	10						
USAFSS . . . . .	542	163	135	132	112						

<sup>a/</sup> Excludes Cadets.<sup>b/</sup> Includes US Disciplinary Barracks and Federal Facilities.<sup>c/</sup> Denotes 3320TH Retraining Group, US Disciplinary Barracks and Federal Facilities.

SOURCE: Resources Management Division, Directorate of Security Police, TIG, Headquarters, USAF

UNCLASSIFIED

## UNCLASSIFIED

TABLE 129 — PERSONNEL RELEASED FROM CORRECTIONAL CUSTODY SERVING UNDER UNIT COMMANDER  
OR SECURITY POLICE PERSONNEL — FY 1967 THROUGH FY 1969  
(WITH AVERAGE NUMBER OF DAYS SERVED BY INDIVIDUAL PER QUARTER)

FISCAL YEAR BY QUARTER	UNIT COMMANDER			AVERAGE DAYS			SECURITY POLICE PERSONNEL			AVERAGE DAYS		
	USAF World Wide	United States	Over- seas	USAF World Wide	United States	Over- seas	USAF World Wide	United States	Over- seas	USAF World Wide	United States	Over- seas
<u>FY 1967</u>												
First Quarter	254	232	22	20	20	21	1,074	924	150	22	22	24
Second Quarter	201	173	28	20	20	22	1,040	871	169	22	22	22
Third Quarter	190	169	21	17	17	17	1,051	841	210	23	23	22
Fourth Quarter	200	191	9	18	18	23	1,077	854	223	23	23	24
<u>FY 1968</u>												
First Quarter	271	246	25	16	15	25	1,122	897	225	23	22	24
Second Quarter	234	208	26	19	18	24	944	753	191	23	23	24
Third Quarter	192	163	29	20	20	21	989	796	193	22	21	25
Fourth Quarter	194	178	16	19	18	23	982	794	188	22	21	23
<u>FY 1969</u>												
First Quarter	178	164	14	14	14	23	1,022	821	201	24	24	24
Second Quarter	215	142	73	16	13	22	885	740	145	23	23	23
Third Quarter	169	144	25	15	13	23	873	617	256	22	23	20
Fourth Quarter	153	131	22	13	12	22	902	632	270	21	21	20

SOURCE: Resources Management Division, Directorate of Security Police, TIG, Headquarters, USAF

TABLE 130 — USAF MILITARY PERSONNEL ABSENT WITHOUT LEAVE, WORLD-WIDE,  
BY QUARTER — FY 1967 THROUGH FY 1969

FISCAL YEAR BY QUARTER	Rate Per Thousand		
	USAF World Wide	United States	Overseas
<u>FY 1967</u>			
First Quarter . . . . .	1.0	1.2	.4
Second Quarter . . . . .	.9	1.0	.5
Third Quarter . . . . .	.9	1.1	.5
Fourth Quarter . . . . .	.8	1.0	.5
<u>FY 1968</u>			
First Quarter . . . . .	.9	1.0	.6
Second Quarter . . . . .	.8	1.0	.4
Third Quarter . . . . .	1.0	1.2	.5
Fourth Quarter . . . . .	.9	1.0	.6
<u>FY 1969</u>			
First Quarter . . . . .	1.1	1.4	.6
Second Quarter . . . . .	.9	1.2	.5
Third Quarter . . . . .	1.2	1.4	1.0
Fourth Quarter . . . . .	1.1	1.3	.7

SOURCE: Resources Management Division, Directorate of Security Police, TIG, Headquarters, USAF

UNCLASSIFIED

**UNCLASSIFIED****SECURITY AND DISCIPLINE (CONTINUED)****OFFICE OF SPECIAL INVESTIGATIONS (OSI)****DEFINITIONS**

CASE TYPE - The numerical designation and descriptive character assigned to each investigation which indicates the principal nature or the purpose of the investigation.

COUNTERINTELLIGENCE INVESTIGATIONS - Investigations conducted to determine facts related to security control measures designed to insure the safeguarding of information, personnel, equipment, and installations against the sabotage, espionage, or subversive activities of foreign powers and of disaffected or dissident groups or individuals which may constitute a threat to the internal security of the Air Force.

CRIMINAL INVESTIGATIONS - Investigations conducted to determine facts and circumstances pertaining to alleged major violations of the Articles of the Uniform Code of Military Justice, Federal Statutes, and/or other applicable directives, by USAF personnel, excluding incidents of a counterintelligence or procurement nature.

FRAUD INVESTIGATIONS - Investigations conducted to determine facts surrounding incidents of alleged breaches of the public trust and violations of law in connection with Air Force procurement, disposal, nonappropriated funds, and pay and allowance matters.

PERSONNEL SECURITY INVESTIGATIONS - Investigations conducted to determine facts upon which the requesting commander can decide whether to grant or to deny the subjects of the investigations access to restricted areas and/or classified defense information. The loyalty and security program within the executive departments established the requirement for such investigations, and they are governed by law, Department of Defense (DOD) directives, and Air Force policies.

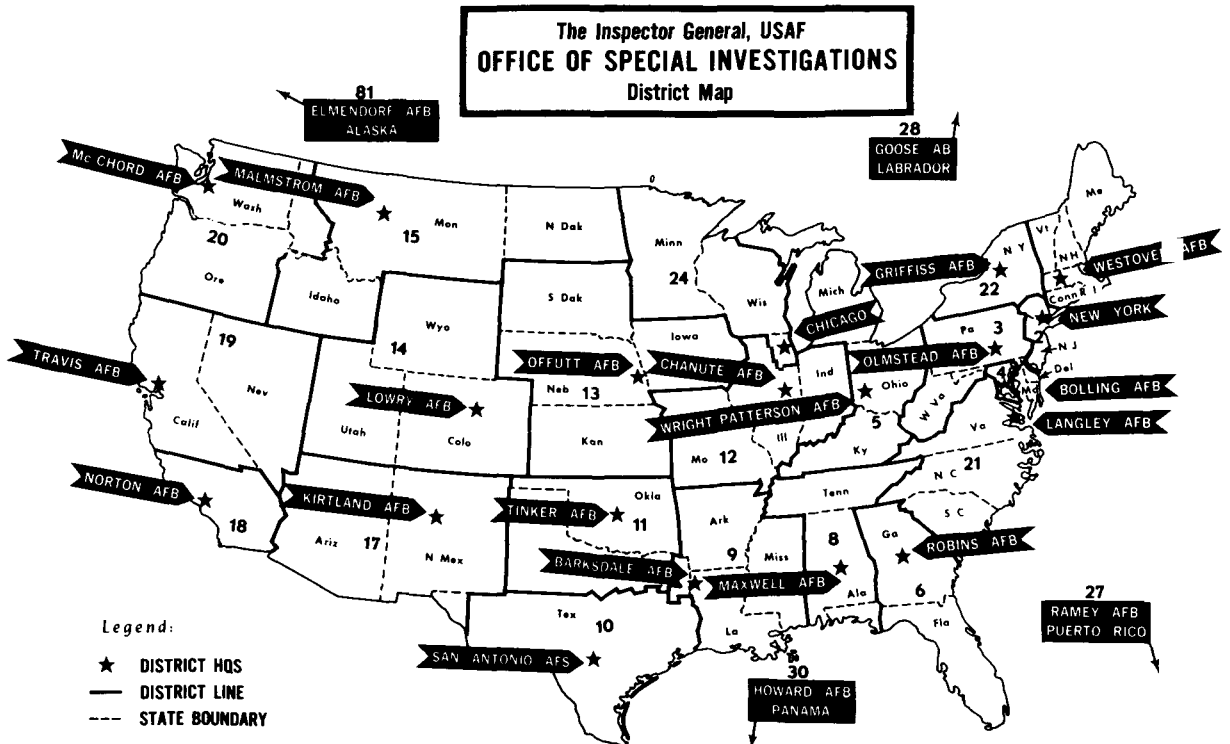
OFFICE OF ORIGIN INVESTIGATIONS - (Short terminology - "Origin") - Investigations of any nature conducted by the Directorate of Special Investigations or a District Office in which, in accordance with OSI policy, that office assumes the control of the entire investigation.

AUXILIARY OFFICE INVESTIGATIONS - (Short terminology - "Auxiliary") - Investigations of any nature conducted by the Directorate of Special Investigations or a District Office in which, in accordance with OSI policy, that office acts as an assistant to the controlling office (the office of origin) within its territorial investigative jurisdiction.

INVESTIGATIONS OPENED - Investigations initiated by offices of origin or auxiliary offices pursuant to requests from appropriate commanders for the Chief of Staff, USAF.

INVESTIGATIONS CLOSED - Investigations terminated by offices of origin and auxiliary offices after all relevant facts have been determined and impartially reported to the requesting commander through proper OSI channels.

**UNCLASSIFIED**



UNCLASSIFIED

TABLE 131 - SPECIAL INVESTIGATIONS CONDUCTED BY THE OFFICE

CASE TYPE AND DESCRIPTION	ORIGIN							
	Opened				Closed			
	World-Wide	Continental US	Pacific Air Forces	US Air Forces in Europe	World-Wide	Continental US	Pacific Air Forces	US Air Forces in Europe
TOTAL . . . . .	149,770	105,457	32,617	11,696	151,168	106,612	32,962	11,594
<u>PERSONNEL SECURITY INVESTIGATIONS - TOTAL</u>	<u>117,315</u>	<u>88,276</u>	<u>23,335</u>	<u>5,704</u>	<u>118,738</u>	<u>89,353</u>	<u>23,791</u>	<u>5,594</u>
<u>PERSONNEL BACKGROUND INVESTIGATIONS - (PBI) - TOTAL</u>	99,092	88,276	6,458	4,358	100,069	89,353	6,466	4,250
<u>THEATER AGENCY CHECKS - (TAC) - TOTAL</u>	18,223	-	16,877	1,346	18,669	-	17,325	1,344
24 Special Inquiry . . . . .	4	4	-	-	3	3	-	-
36 Personnel Investigations - Special . .	979	979	-	-	882	882	-	-
38 Integrated Reg USAF Officers . . . . .	-	-	-	-	-	-	-	-
39 Communications Personnel . . . . .	19,339	18,086	945	308	19,018	17,831	915	272
40 USAF Civilian Employees . . . . .	1,958	1,743	143	72	2,050	1,821	153	76
41 USAF Military Personnel . . . . .	30,255	26,480	2,586	1,189	31,255	27,491	2,595	1,169
42 Facilities Employees . . . . .	431	431	-	-	431	431	-	-
43 Contractor Employees . . . . .	23,808	23,807	1	-	23,845	23,843	1	1
44 Aliens - Civilian . . . . .	1,379	921	334	124	1,464	934	412	118
45 USAF Academy Cadets . . . . .	1,271	1,270	1	-	1,392	1,391	1	-
46 OSI Personnel . . . . .	848	841	4	3	778	774	3	1
51 Air National Guard . . . . .	1,446	1,433	13	-	1,480	1,466	14	-
52 Air Force Inactive Reserve . . . . .	564	558	5	1	647	641	6	-
53 Reciprocal Investigations . . . . .	3,408	580	829	1,999	3,375	569	785	2,021
54 National Security Agency Matters . . .	994	993	1	-	1,007	1,006	1	-
67 Employees Paid From Nonappropriated Funds . . . . .	5	4	-	1	5	4	-	1
68 Special Requests . . . . .	8,389	7,060	1,287	42	8,419	7,120	1,261	38
70 Aliens - Military . . . . .	360	328	16	16	390	353	17	20
74 DOD Investigations, General . . . . .	203	199	-	4	218	204	-	14
75 DOD Investigations, USAF Military . . .	153	152	-	1	153	152	-	1
76 DOD Investigations, Special . . . . .	1,486	1,485	1	-	1,488	1,487	1	-
77 Ultra-Sensitive Positions . . . . .	1,025	906	104	15	1,045	930	96	19
144 Premarital Investigations . . . . .	749	13	162	574	663	12	169	482
149 Name Traces . . . . .	30	3	26	1	51	8	36	7
244 Alien Employment Investigations . . .	8	-	-	8	10	-	-	10
<u>CRIMINAL INVESTIGATIONS - TOTAL</u>	<u>14,768</u>	<u>9,089</u>	<u>3,789</u>	<u>1,890</u>	<u>14,694</u>	<u>9,111</u>	<u>3,776</u>	<u>1,807</u>
6 Homicide . . . . .	281	191	60	30	281	182	72	27
7 Sex Offenses . . . . .	1,970	1,410	315	245	1,980	1,418	322	240
8 Assault . . . . .	730	450	186	94	736	446	195	95
9 Impersonation . . . . .	3	2	1	-	12	10	2	-
12 Forgery . . . . .	426	261	105	60	386	237	109	40
13 Larceny . . . . .	1,078	835	140	103	1,056	833	135	88
14 Theft of Government Property . . . . .	1,783	1,123	543	117	1,789	1,130	544	115
15 Robbery . . . . .	117	61	41	15	118	66	38	14
16 Housebreaking . . . . .	1,136	625	407	104	1,156	641	411	104
17 Narcotics Violations . . . . .	4,013	2,439	1,009	565	3,889	2,400	950	539
18 Customs Violations . . . . .	146	82	26	38	150	80	26	44
19 Blackmarket Activities . . . . .	437	38	287	112	441	42	292	107
20 Property Destruction . . . . .	202	150	32	20	203	150	29	24
21 Civil Rights Violations . . . . .	3	2	1	-	3	2	1	-
22 Intimidation . . . . .	48	35	11	2	53	39	12	2
23 Perjury . . . . .	6	5	1	-	14	13	1	-
24 Special Inquiry . . . . .	180	99	47	34	169	99	49	21
25 Improper Use or Diversion of Government Property or Employees . . .	8	6	1	1	14	10	3	1
26 Misconduct . . . . .	1,083	848	142	93	1,083	852	144	87
47 Postal Violations . . . . .	513	259	180	74	527	281	176	70
50 Counterfeiting . . . . .	212	33	138	41	217	31	142	44
53 Reciprocal Investigations . . . . .	237	78	75	84	242	76	81	85
62 Bad Checks . . . . .	9	7	-	2	27	23	1	3
72 Lie Detector Examinations . . . . .	95	49	40	6	95	49	40	6
74 DOD Investigations, General . . . . .	52	1	1	50	53	1	1	51

UNCLASSIFIED



UNCLASSIFIED

## OF SPECIAL INVESTIGATIONS (OSI), WORLD-WIDE - FY 1969

AUXILIARY								CASE TYPE AND DESCRIPTION
Opened				Closed				
World-Wide	Continental US	Pacific Air Forces	US Air Forces in Europe	World-Wide	Continental US	Pacific Air Forces	US Air Forces in Europe	
<u>162,432</u>	<u>153,415</u>	<u>5,356</u>	<u>3,661</u>	<u>162,530</u>	<u>153,400</u>	<u>5,361</u>	<u>3,769</u>	<u>TOTAL</u>
<u>148,916</u>	<u>142,452</u>	<u>3,667</u>	<u>2,797</u>	<u>148,989</u>	<u>142,416</u>	<u>3,683</u>	<u>2,890</u>	PERSONNEL INVESTIGATIONS - TOTAL
148,267	142,452	3,312	2,503	148,341	142,416	3,320	2,605	PERSONNEL BACKGROUND INVESTIGATIONS - (BPI) - TOTAL
649	-	355	294	648	-	363	285	THEATER AGENCY CHECKS - (TAC) - TOTAL
1	1	-	-	1	1	-	-	24 Special Inquiry
3,168	3,033	73	62	3,134	2,990	74	70	36 Personnel Investigations - Special
1	1	-	-	1	1	-	-	38 Integrated Reg USAF Officers
41,048	39,089	1,101	858	40,716	38,701	1,109	906	39 Communications Personnel
2,680	2,577	52	51	2,669	2,564	55	50	40 USAF Civilian Employees
47,599	46,697	576	326	48,055	47,146	578	331	41 USAF Military Personnel
887	877	5	5	892	880	5	7	42 Facilities Employees
31,870	31,047	582	241	31,705	30,885	578	242	43 Contractor Employees
2,255	1,694	117	444	2,276	1,692	113	471	44 Aliens - Civilians
1,967	1,912	28	27	1,980	1,928	25	27	45 USAF Academy Cadets
2,954	2,650	199	105	2,942	2,635	202	105	46 OSI Personnel
2,214	2,196	8	10	2,243	2,225	8	10	51 Air National Guard
785	765	14	6	817	796	14	7	52 Air Force Inactive Reserve
242	221	17	4	244	224	17	3	53 Reciprocal Investigations
1,258	1,032	99	127	1,266	1,029	102	135	54 National Security Agency Matters
2	2	-	-	2	2	-	-	67 Employees Paid From Nonappropriated Funds
809	770	16	23	815	776	16	23	68 Special Requests
610	538	33	39	641	566	33	42	70 Aliens - Military
232	221	7	4	224	214	7	3	74 DOD Investigations, General
330	311	15	4	329	311	13	5	75 DOD Investigations, USAF Military
4,279	3,880	295	104	4,316	3,917	293	106	76 DOD Investigations, Special
2,476	2,397	68	11	2,495	2,412	71	12	77 Ultra- Sensitive Positions
219	174	4	41	214	170	4	40	144 Premarital Investigations
2	-	1	1	4	2	1	1	149 Name Traces
379	367	2	10	360	349	2	9	244 Alien Employment Investigations
<u>6,517</u>	<u>5,126</u>	<u>1,037</u>	<u>354</u>	<u>6,506</u>	<u>5,115</u>	<u>1,039</u>	<u>352</u>	CRIMINAL INVESTIGATIONS - TOTAL
130	111	14	5	126	102	14	4	6 Homicide
1,170	975	132	63	1,189	991	134	64	7 Sex Offenses
112	89	15	8	112	88	16	8	8 Assault
6	6	-	-	8	7	-	1	9 Impersonation
405	318	67	20	401	312	67	22	12 Forgery
457	354	72	31	452	351	71	30	13 Larceny
718	531	155	32	718	533	158	27	14 Theft of Government Property
31	26	4	1	31	26	3	2	15 Robbery
149	119	20	10	146	117	20	9	16 Housebreaking
1,749	1,405	263	81	1,725	1,381	261	83	17 Narcotics Violations
126	83	27	16	134	89	26	19	18 Customs Violations
333	241	76	16	326	235	76	15	19 Blackmarket Activities
67	59	8	-	64	57	7	-	20 Property Destruction
-	-	-	-	-	-	-	-	21 Civil Rights Violations
13	12	1	-	13	12	1	-	22 Intimidation
7	4	2	1	12	7	3	2	23 Perjury
125	96	25	4	127	96	27	4	24 Special Inquiry
8	6	1	1	10	7	1	2	25 Improper Use or Diversion of Government Property or Employees
346	296	38	12	346	299	37	10	26 Misconduct
402	301	75	26	411	310	78	23	47 Postal Violations
20	8	9	3	21	8	10	3	50 Counterfeiting
112	66	27	19	107	66	23	18	53 Reciprocal Investigations
10	6	4	-	13	8	4	1	62 Bad Checks
2	2	-	-	2	2	-	-	72 Lie Detector Examinations
19	12	2	5	18	11	2	5	74 DOD Investigations, General

UNCLASSIFIED

UNCLASSIFIED

TABLE 131 - SPECIAL INVESTIGATIONS CONDUCTED BY THE OFFICE

CASE TYPE AND DESCRIPTION	ORIGIN							
	Opened				Closed			
	World- Wide	Conti- nental US	Pacific Air Forces	US Air Forces in Europe	World- Wide	Conti- nental US	Pacific Air Forces	US Air Forces in Europe
<u>COUNTERINTELLIGENCE INVESTIGATIONS - TOTAL</u>	<u>15,404</u>	<u>6,263</u>	<u>5,181</u>	<u>3,960</u>	<u>15,430</u>	<u>6,301</u>	<u>5,078</u>	<u>4,051</u>
24 Special Inquiry . . . . .	482	317	77	88	496	329	68	99
27 Espionage . . . . .	219	60	28	131	205	62	22	121
28 Sabotage . . . . .	18	11	4	3	19	10	5	4
31 Disaffection . . . . .	89	73	12	4	102	81	13	8
32 Subversive Activities . . . . .	157	138	11	8	136	118	10	8
33 Communist Matters . . . . .	541	311	93	137	603	321	101	181
34 Security Violations Investigations . . . . .	87	60	12	15	94	62	14	18
49 Positive Intelligence . . . . .	45	5	33	7	46	5	34	7
53 Reciprocal Investigations . . . . .	145	10	55	80	151	9	58	84
56 CI Collections Matters . . . . .	7,686	1,612	3,351	2,723	7,678	1,613	3,320	2,745
66 CI Publications . . . . .	2	2	-	-	2	2	-	-
69 Refugees and Defectors . . . . .	1	-	-	1	2	-	-	2
70(33) Aliens - Military . . . . .	78	73	5	-	74	71	3	-
71 USAF Military Personnel Special Category . . . . .	116	104	4	8	111	99	5	7
73 OSI/Contact Pre - recruitment Investigations . . . . .	4,395	2,727	1,032	636	4,417	2,743	1,021	653
74 DOD Investigations, General . . . . .	609	597	1	11	642	628	1	13
79 Suitability Military . . . . .	57	47	6	4	45	39	3	3
80 Suitability Civilian . . . . .	36	36	-	-	27	27	-	-
127 Counterespionage . . . . .	95	47	12	36	103	56	14	33
146 Associated Personnel . . . . .	9	1	8	-	8	1	7	-
149 Name Traces . . . . .	413	2	391	20	361	2	340	19
227 Special Operations . . . . .	124	30	46	48	108	23	39	46
<u>FRAUD INVESTIGATIONS - TOTAL</u>	<u>2,283</u>	<u>1,829</u>	<u>312</u>	<u>142</u>	<u>2,306</u>	<u>1,847</u>	<u>317</u>	<u>142</u>
5 Bribery . . . . .	28	12	13	3	32	14	13	5
9 Impersonation . . . . .	76	51	21	4	65	41	20	4
10 Fraudulent Enlistment . . . . .	46	41	2	3	44	40	1	3
23 Perjury . . . . .	44	26	10	8	37	21	10	6
24 Special Inquiry . . . . .	74	59	10	5	81	60	17	4
25 Improper Use or Diversion of Government Property or Employees . . . . .	67	43	13	11	59	36	13	10
53 Reciprocal Investigations . . . . .	18	9	4	5	19	10	4	5
58 Procurement Matters . . . . .	489	434	45	10	490	431	48	11
59 Disposal Matters . . . . .	29	23	5	1	30	22	7	1
60 Nonappropriated Funds and Commissary Matters . . . . .	320	171	87	62	323	163	95	65
61 Pay and Allowance Matters . . . . .	976	868	89	19	1,030	932	81	17
62 Bad Checks . . . . .	115	91	13	11	95	76	8	11
74 DOD Investigations, General . . . . .	1	1	-	-	1	1	-	-

Source: Directorate of Special Investigations, The Inspector General, Headquarters, USAF

UNCLASSIFIED

## OF SPECIAL INVESTIGATIONS (OSI), WORLD-WIDE -- FY 1969 (CONTINUED)

UNCLASSIFIED

AUXILIARY								CASE TYPE AND DESCRIPTION
Opened				Closed				
World-Wide	Conti- nental US	Pacific Air Forces	US Air Forces in Europe	World- Wide	Conti- nental US	Pacific Air Forces	US Air Forces in Europe	
<u>5,084</u>	<u>4,182</u>	<u>464</u>	<u>438</u>	<u>5,127</u>	<u>4,198</u>	<u>467</u>	<u>462</u>	<u>COUNTERINTELLIGENCE INVESTIGATIONS - TOTAL</u>
622	505	57	60	621	499	54	68	24 Special Inquiry
549	425	46	78	567	435	50	82	27 Espionage
10	8	-	2	11	9	-	2	28 Sabotage
177	167	8	2	178	167	9	2	31 Disaffection
217	203	11	3	198	184	10	4	32 Subversive Activities
621	559	25	37	639	577	24	38	33 Communist Matters
128	97	17	14	137	100	19	18	34 Security Violations Investigations
-	-	-	-	-	-	-	-	49 Positive Intelligence
105	74	10	21	106	75	10	21	53 Reciprocal Investigations
13	8	4	1	12	7	4	1	56 CI Collections Matters
-	-	-	-	1	1	-	-	66 CI Publications
7	7	-	-	5	5	-	-	69 Refugees and Defectors
63	56	1	6	70	60	1	9	70(33) Aliens - Military
								71 USAF Military Personnel Special Category
242	210	10	22	235	203	11	21	73 OSI/Contact Pre - recruitment Investigations
719	415	189	115	721	419	187	115	74 DOD Investigations, General
912	878	18	16	942	900	23	19	79 Suitability Military
139	134	1	4	132	128	1	3	80 Suitability Civilian
29	25	3	1	25	22	2	1	127 Counterespionage
289	232	32	25	290	234	31	25	146 Associated Personnel
1	-	1	-	1	-	1	-	149 Name Traces
2	-	2	-	1	-	1	-	227 Special Operations
239	179	29	31	235	173	29	33	
<u>1,915</u>	<u>1,655</u>	<u>188</u>	<u>72</u>	<u>1,908</u>	<u>1,671</u>	<u>172</u>	<u>65</u>	<u>FRAUD INVESTIGATIONS - TOTAL</u>
13	6	3	4	12	5	3	4	5 Bribery
16	13	2	1	15	12	2	1	9 Impersonation
60	58	1	1	60	58	1	1	10 Fraudulent Enlistment
44	39	2	3	39	35	1	3	23 Perjury
57	54	2	1	60	56	3	1	24 Special Inquiry
								25 Improper Use or Diversion of Government Property or Employees
58	41	9	8	53	39	8	6	53 Reciprocal Investigations
3	3	-	-	3	3	-	-	58 Procurement Matters
235	204	21	10	236	200	23	13	59 Disposal Matters
35	29	5	1	31	27	4	-	60 Nonappropriated Funds and Commissary Matters
233	177	35	21	232	178	33	21	61 Pay and Allowance Matters
1,103	985	99	19	1,113	1,015	86	12	62 Bad Checks
57	45	9	3	53	42	8	3	74 DOD Investigations, General
1	1	-	-	1	1	-	-	

UNCLASSIFIED

**UNCLASSIFIED****THE JUDGE ADVOCATE GENERAL****INTRODUCTION**

The Office of The Judge Advocate General provides statistical data reflecting trial of offenders against military law. The statistics are derived from AF Form 214 "Court-Martial and Article 15 Activities Report", AFR 111-3, submitted quarterly by each major command exercising general court-martial jurisdiction.

Table 133 reflects the number of military persons, subject to court-martial jurisdiction pursuant to Uniform Code of Military Justice, Article 2, who were tried by each type of court-martial; and the number of military persons receiving non-judicial punishment, for minor offenses, under Article 15.

Table 132 provides the over-all rates, per 1000 average assigned and attached military strength, for all persons tried in all types of courts-martial, and the rates, on the same basis, for those persons receiving non-judicial punishment.

**DEFINITIONS**

General Court-Martial - A general court-martial may adjudge a dishonorable or bad conduct discharge as part of the sentence.

Special(BCD)Court-Martial - A special court-martial which adjudges a bad conduct discharge as part of the sentence.

Special(Non-BCD)Court-Martial - A special court-martial which does not adjudge a discharge as part of the sentence, but may adjudge as much as six months confinement.

Summary Court-Martial - A summary court-martial may not adjudge a discharge or confinement for more than one month.

Non-Judicial Punishment - Punishment imposed for minor offenses, by the commanding officer, without the intervention of a court-martial, which does not become a permanent part of the offender's military record.

**UNCLASSIFIED**

UNCLASSIFIED

TABLE 132 - RATES FOR USAF PERSONNEL TRIED BY COURTS-MARTIAL AND FOR NON-JUDICIAL PUNISHMENT UNDER ARTICLE 15, WORLD-WIDE, BY QUARTER - FY 1969

DATE	COURT-MARTIAL RATES FOR PERSONS TRIED - ALL COURTS			ARTICLE 15 RATES FOR PERSONS RECEIVING ARTICLE 15		
	WORLD-WIDE	CONTINENTAL US	OVERSEAS	WORLD-WIDE	CONTINENTAL US	OVERSEAS
<u>TOTAL</u>	<u>3.1</u>	<u>2.9</u>	<u>3.7</u>	<u>32.0</u>	<u>26.9</u>	<u>43.6</u>
First Quarter (1 Jul 1968 Through 30 Sep 1968)	0.8	0.7	0.9	7.8	6.9	9.7
Second Quarter (1 Oct 1968 Through 31 Dec 1968)	0.8	0.7	1.1	7.8	6.5	10.8
Third Quarter (1 Jan 1969 Through 31 Mar 1969)	0.7	0.6	0.8	8.0	6.4	11.7
Fourth Quarter (1 Apr 1969 Through 30 Jun 1969)	0.8	0.8	0.9	8.4	7.1	11.4

Source: Executive Office - Judge Advocate General, USAF

*Per 1,500*

UNCLASSIFIED

UNCLASSIFIED

TABLE 133 - USAF PERSONNEL TRIED BY COURTS-MARTIAL AND NON-JUDICIAL

PERSONS TRIED BY COURTS-MARTIAL AND ARTICLE 15 ACTIONS	WORLD- WIDE TOTAL	CONTINENTAL								
		ZI TOTAL	USAFA a/	ADC	AFLC	AFSC	ATC	AU	HQ CMD	MAC
<u>PERSONS TRIED - TOTAL</u>	<u>2,821</u>	<u>1,807</u>	<u>1</u>	<u>126</u>	<u>90</u>	<u>90</u>	<u>300</u>	<u>4</u>	<u>25</u>	<u>208</u>
<u>General Court-Martial - Total</u>	<u>312</u>	<u>194</u>	-	<u>10</u>	<u>14</u>	<u>8</u>	<u>42</u>	-	<u>3</u>	<u>19</u>
First Quarter	90	59	-	2	8	1	18	-	1	5
Second Quarter	66	47	-	2	1	1	9	-	-	5
Third Quarter	70	44	-	3	3	3	7	-	-	5
Fourth Quarter	86	44	-	3	2	3	8	-	2	4
<u>Special(BCD) Court-Martial - Total</u>	<u>230</u>	<u>169</u>	<u>1</u>	<u>9</u>	<u>3</u>	<u>5</u>	<u>41</u>	-	<u>3</u>	<u>13</u>
First Quarter	46	38	1	2	1	1	12	-	1	2
Second Quarter	64	48	-	3	-	3	12	-	-	4
Third Quarter	55	41	-	3	2	1	8	-	1	2
Fourth Quarter	65	42	-	1	-	-	9	-	1	5
<u>Special(Non-BCD) Court-Martial - Total</u>	<u>1,522</u>	<u>1,012</u>	-	<u>79</u>	<u>49</u>	<u>47</u>	<u>146</u>	<u>2</u>	<u>13</u>	<u>127</u>
First Quarter	380	259	-	29	16	15	28	-	6	28
Second Quarter	422	264	-	17	10	14	43	-	4	32
Third Quarter	332	220	-	8	14	6	37	-	1	34
Fourth Quarter	388	269	-	25	9	12	38	2	2	33
<u>Summary Court-Martial - Total</u>	<u>757</u>	<u>432</u>	-	<u>28</u>	<u>24</u>	<u>30</u>	<u>71</u>	<u>2</u>	<u>6</u>	<u>49</u>
First Quarter	219	123	-	10	5	10	24	-	3	16
Second Quarter	197	103	-	7	8	7	11	1	2	15
Third Quarter	153	84	-	5	4	9	12	1	-	8
Fourth Quarter	188	122	-	6	7	4	24	-	1	10
<u>Article 15 Actions - Total</u>	<u>29,112</u>	<u>17,049</u>	<u>19</u>	<u>1,465</u>	<u>784</u>	<u>761</u>	<u>4,746</u>	<u>105</u>	<u>253</u>	<u>1,862</u>
First Quarter	7,273	4,499	4	450	259	197	1,124	34	75	465
Second Quarter	7,113	4,182	6	388	164	212	1,124	32	50	482
Third Quarter	7,183	4,003	8	261	179	167	1,121	20	64	507
Fourth Quarter	7,543	4,365	1	366	182	185	1,377	19	64	408

a/ Includes cadets.

b/ Includes AFAFC, AFCS, and OAR

Source: Executive Office - Judge Advocate General, USAF

UNCLASSIFIED

## PUNISHMENT UNDER ARTICLE 15, BY COMMAND, WORLD-WIDE BY QUARTER - FY 1969

UNCLASSIFIED

US				OVERSEAS						PERSONS TRIED BY COURTS-MARTIAL AND ARTICLE 15 ACTIONS
MISC b/	SAC	TAC	USAFSS	FLD CMD (DASA)	OS TOTAL	AAC	USAFSO	PACAF	USAFE	
-	<u>595</u>	<u>362</u>	<u>5</u>	<u>1</u>	<u>1,014</u>	<u>68</u>	<u>6</u>	<u>700</u>	<u>240</u>	<u>PERSONS TRIED - TOTAL</u>
-	<u>63</u>	<u>34</u>	<u>1</u>	-	<u>118</u>	<u>3</u>	-	<u>73</u>	<u>42</u>	<u>General Court-Martial - Total</u>
-	17	7	-	-	31	1	-	16	14	First Quarter
-	18	11	-	-	19	-	-	13	6	Second Quarter
-	11	11	1	-	26	1	-	15	10	Third Quarter
-	17	5	-	-	42	1	-	29	12	Fourth Quarter
-	<u>55</u>	<u>39</u>	-	-	<u>61</u>	<u>5</u>	<u>1</u>	<u>47</u>	<u>8</u>	<u>Special(BCD)Court-Martial-Total</u>
-	11	7	-	-	8	4	-	2	2	First Quarter
-	18	8	-	-	16	-	-	13	3	Second Quarter
-	13	11	-	-	14	-	-	11	3	Third Quarter
-	13	13	-	-	23	1	1	21	-	Fourth Quarter
-	<u>335</u>	<u>211</u>	<u>3</u>	-	<u>510</u>	<u>32</u>	<u>4</u>	<u>391</u>	<u>83</u>	<u>Special(Non-BCD) Court-Martial Total</u>
-	93	43	1	-	121	9	-	86	26	First Quarter
-	93	51	-	-	158	7	-	129	22	Second Quarter
-	71	49	-	-	112	9	3	78	22	Third Quarter
-	78	68	2	-	119	7	1	98	13	Fourth Quarter
-	<u>142</u>	<u>78</u>	<u>1</u>	<u>1</u>	<u>325</u>	<u>28</u>	<u>1</u>	<u>189</u>	<u>107</u>	<u>Summary Court-Martial - Total</u>
-	38	17	-	-	96	8	-	51	37	First Quarter
-	29	22	1	-	94	13	1	55	25	Second Quarter
-	32	13	-	-	69	6	-	45	18	Third Quarter
-	43	26	-	1	66	1	-	38	27	Fourth Quarter
<u>3</u>	<u>4,399</u>	<u>2,486</u>	<u>145</u>	<u>21</u>	<u>12,063</u>	<u>394</u>	<u>79</u>	<u>8,095</u>	<u>3,495</u>	<u>Article 15 Actions - Total</u>
-	1,261	591	34	5	2,774	99	16	1,685	974	First Quarter
1	1,043	629	47	4	2,931	126	38	1,937	830	Second Quarter
-	1,006	627	36	7	3,180	85	16	2,216	863	Third Quarter
2	1,089	639	28	5	3,178	84	9	2,257	828	Fourth Quarter

UNCLASSIFIED

**UNCLASSIFIED**

**UNCLASSIFIED**



UNCLASSIFIED

## COMPONENTS - RESERVE FORCES AND ROTC

## AIR FORCE RESERVE

PART X



## INTRODUCTION

The Air Force Reserve personnel statistical data contained in this section pertains to those reservists not on extended active duty (EAD). These statistical tables are designed to show the composition and characteristics of Air Force Reserve personnel and reflect the strengths, grades, and gains and losses at specific intervals throughout the fiscal year.

In general, the definitions contained herein have been taken from, or are in conformity to the definitions included in the Air Force Regulations 45 series and Air Force Manual 35-3.

## DEFINITIONS

ACTIVE DUTY FOR TRAINING - A tour of active duty (AD) reserve training under orders which provide for automatic reversion to the Air Force Reserve not on AD when the specified period of AD is completed.

ACTIVE DUTY PAY ONLY - Reservists assigned to Reserve Sections in which they are paid only for their active duty for training tour. They may participate in inactive duty drill training for points only.

DRILL PAY STATUS RESERVISTS - Reservists assigned to Reserve Sections in which they are authorized to receive pay for inactive and active duty for training performed.

INACTIVE DUTY TRAINING - That training performed by a member of the Air Force Reserve while not on active duty for which point credit is authorized.

MOBILIZATION AUGMENTEE - A participating member needed to augment major command strength; or to replace active force rated withdrawals; or to replace active force personnel withdrawn for higher priorities (FCS, NATO, etc); or to meet active forces shortages during early phase of war or general mobilization.

MILITARY SERVICE OBLIGATION (MSO) - The period that an individual must serve as a member of a Regular and/or Reserve component of the Armed Services required by law.

NONOBLIGOR - A member of the Air Force Reserve who does not have an MSO.

NONPRIOR SERVICE PERSONNEL -

a. For Purpose of Enlistment or Reenlistment - One who is subject to the initial active duty training tour of a minimum of four months.

b. For all Other Purposes - A member of the Air Force Reserve who attained draft-deferred status by enlisting in a Reserve component.

OBLIGATED RESERVE SECTION - The ORS is an active status section of the Ready Reserve. A Ready Reserve member with an MSO or a direct appointee in the AFRes whose appointment is contingent on his serving an EAD tour (with or without an MSO) who is not voluntarily or mandatorily assigned to a Ready Reserve unit or mobilization augmentation position will be assigned to the ORS.

OBLIGOR - A member of the Air Force Reserve who has an MSO.

PAID RESERVE STATUS - Reservists assigned to Drill Pay Status or Active Duty Pay Only status.

READY RESERVE - Consists of units and members of the Reserve components liable for AD in time of war, in time of national emergency declared by the Congress or the President, or when otherwise authorized by law. Reserve members not assigned to the Standby or Retired Reserve are placed in the Ready Reserve.

UNCLASSIFIED

**COMPONENTS - RESERVE FORCES AND ROTC (CONTINUED)****UNCLASSIFIED****AIR FORCE RESERVE, (CONTINUED)**

REINFORCEMENT DESIGNEE - A member training to meet replacement and attritional requirements needed during a limited or general war; or upon mobilization is required to meet anticipated attritional replacements and selected active force skill shortages which cannot be precisely established by grades and AFSC's.

RESERVE OFFICER REPRESENTATION ON AIR FORCE STAFFS - The statutory authority for these personnel is contained in Sections 265, 672(d), 8019, and 8033 (e), Title 10, USC.

RESERVE SECTIONS - Classification of Reservists by type, amount of training and pay authorized, and/or type of unit or categories of assignment.

RETIRED STATUS - The status of a member of the Air Force Reserve who, on the basis of law, has been determined eligible for retirement with or without pay and who is assigned upon his request or by law to the Retired Reserve.

STANDBY RESERVE - Consists of units or members of the Reserve components liable for AD only in time of war or National emergency declared by Congress, or when otherwise authorized by law. Reserve members not assigned to the Ready or Retired Reserve are placed in the Standby Reserve.

**UNCLASSIFIED**

UNCLASSIFIED

TABLE 134 - AIR FORCE RESERVE PERSONNEL BY RESERVE SECTION, FY 1969 BY QUARTER

RESERVE SECTION	OFFICERS				AIRMEN			
	30 Sep 68	31 Dec 68	31 Mar 69	30 Jun 69	30 Sep 68	31 Dec 68	31 Mar 69	30 Jun 69
<u>AIR FORCE RESERVE - TOTAL</u> . . . . .	<u>161,363</u>	<u>161,397</u>	<u>161,856</u>	<u>163,547</u>	<u>259,095</u>	<u>278,636</u>	<u>294,994</u>	<u>304,938</u>
<u>READY - TOTAL</u> . . . . .	<u>37,152</u>	<u>36,595</u>	<u>34,250</u>	<u>37,153</u>	<u>150,702</u>	<u>166,792</u>	<u>181,223</u>	<u>189,004</u>
<u>PAID - TOTAL</u> . . . . .	<u>12,194</u>	<u>12,241</u>	<u>12,142</u>	<u>12,494</u>	<u>33,342</u>	<u>33,259</u>	<u>33,417</u>	<u>35,100</u>
<u>Drill Pay Status - Total</u> . . . . .	<u>9,424</u>	<u>9,492</u>	<u>9,511</u>	<u>10,053</u>	<u>33,017</u>	<u>32,965</u>	<u>33,151</u>	<u>34,873</u>
<u>48 Annual Drills - Total</u> . . . . .	<u>7,070</u>	<u>7,117</u>	<u>7,136</u>	<u>7,631</u>	<u>30,813</u>	<u>30,349</u>	<u>29,682</u>	<u>31,721</u>
Tactical Airlift Units (C-119) . . . . .	1,728	1,776	1,741	1,305	9,649	9,514	9,057	6,605
Tactical Airlift Units (C-130) . . . . .	150	139	138	136	810	799	813	810
Tactical Airlift CCTS (C-130) . . . . .	25	24	24	23	107	111	129	133
Tactical Air Support Gps (U-3) . . . . .	-	-	-	318	-	-	-	1,349
Military Airlift Units (C-124) . . . . .	2,021	2,037	2,056	2,478	10,881	10,678	10,545	12,565
Military Airlift Units - Associate (C-141) . . . . .	309	289	290	335	1,390	1,111	1,102	1,365
Special Operations Gq (AC-119) . . . . .	-	-	-	83	-	-	-	539
Aerospace Rescue & Recovery Squadrons . . . . .	144	142	145	178	415	403	413	548
Aerial Port Squadrons . . . . .	52	56	56	58	726	908	851	924
Maintenance & Supply Squadrons (Mobile) . . . . .	32	31	31	32	792	802	803	835
Military Airlift Support Squadrons (Mobile Enroute) . . . . .	84	91	91	87	863	864	868	875
Aeromedical Evacuation Squadrons & Flights . . . . .	318	349	356	382	887	873	864	873
Medical Service Squadrons & Flights . . . . .	1,215	1,194	1,208	1,221	4,052	4,047	4,006	4,060
Air Postal & Courier Groups & Flights . . . . .	29	30	32	34	157	151	149	162
Censorship Squadron . . . . .	164	164	163	166	18	18	18	19
Mobilization Augmentee - Flying . . . . .	219	210	206	206	11	9	6	4
Mobilization Augmentee - Regions . . . . .	310	308	326	322	55	61	58	55
Mobilization Augmentee - Selective Service Squadron . . . . .	270	277	273	267	-	-	-	-
<u>24 Annual Drills - Total</u> . . . . .	<u>2,354</u>	<u>2,375</u>	<u>2,375</u>	<u>2,422</u>	<u>1,773</u>	<u>1,966</u>	<u>1,917</u>	<u>1,926</u>
Mobilization Augmentee - Non-Fly . . . . .	2,354	2,375	2,375	2,422	1,773	1,966	1,917	1,926
<u>Non-Prior Service on Active Duty for Training</u> . . . . .	<u>-</u>	<u>-</u>	<u>-</u>	<u>-</u>	<u>431</u>	<u>650</u>	<u>1,552</u>	<u>1,226</u>
<u>Active Duty Pay Only - Total</u> . . . . .	<u>2,770</u>	<u>2,749</u>	<u>2,631</u>	<u>2,441</u>	<u>325</u>	<u>294</u>	<u>266</u>	<u>227</u>
Mobilization Augmentee - 15 Days AD Training . . . . .	1,732	1,728	1,650	1,684	151	142	134	141
Mobilization Augmentee - 30 Days AD Training . . . . .	41	37	32	19	98	76	57	32
Mobilization Augmentee - O/S Positions - 15 Days A/D Trng	462	457	426	218	55	56	55	34
Mobilization Augmentee - AFRes Trng Sqs - 15 Days AD Trng	535	527	523	520	21	20	20	20
<u>NON-PAID READY - TOTAL</u> . . . . .	<u>24,958</u>	<u>24,354</u>	<u>22,108</u>	<u>24,659</u>	<u>117,360</u>	<u>133,533</u>	<u>147,806</u>	<u>153,904</u>
Non-Prior Service in Delay Status . . . . .	-	-	-	-	414	572	478	424
Reinforcement Designee - Air Reserve Squadron Trainee . . . . .	8,333	7,893	5,919	5,757	848	823	790	763
Reinforcement Designee - Air Reserve Squadron . . . . .	2,280	2,462	2,357	2,483	25	38	52	56
Reinforcement Designee - Ready Reinforcement Section . . . . .	2,049	2,016	1,716	1,723	98	91	90	88
AF Academy Preparatory School Selectees . . . . .	-	-	-	-	128	-	-	115
Obligated Reserve Section - 24 mos or more on EAD . . . . .	6,451	6,348	6,353	5,950	112,640	129,004	143,454	149,347
Obligated Reserve Section - Less than 24 mos on EAD . . . . .	61	65	67	71	3,156	3,000	2,940	3,108
Obligated Reserve Section - EAD Commitment . . . . .	5,784	5,570	5,696	8,675	51	5	2	3
<u>STANDBY - NON-PAID - TOTAL</u> . . . . .	<u>54,971</u>	<u>54,271</u>	<u>53,266</u>	<u>51,313</u>	<u>38,817</u>	<u>38,619</u>	<u>37,945</u>	<u>37,926</u>
Non Affiliated Reserve Section - Non-Obligors . . . . .	9,400	8,423	8,517	6,348	1,384	1,284	1,340	1,342
Non Affiliated Reserve Section - Obligors . . . . .	790	845	1,010	817	10,553	10,850	10,548	10,843
Inactive Status List Reserve Section . . . . .	44,781	45,003	43,739	44,148	26,880	26,485	26,057	25,741
<u>RESERVE RETIRED SECTION - TOTAL</u> . . . . .	<u>69,240</u>	<u>70,531</u>	<u>74,340</u>	<u>75,081</u>	<u>69,576</u>	<u>73,225</u>	<u>75,826</u>	<u>78,008</u>

Source: Personnel Division, Office of Air Force Reserve.

UNCLASSIFIED

UNCLASSIFIED

TABLE 135 - AIR FORCE RESERVE OFFICERS BY RESERVE SECTION, BY GRADE - 30 JUNE 1969

308

RESERVE SECTION	TOTAL	GENERAL	COLONEL	LIEU- TENANT COLONEL	MAJOR	CAPTAIN	FIRST LIEU- TENANT	SECOND LIEU- TENANT
<u>AIR FORCE RESERVE - TOTAL</u> . . . . .	<u>163,547</u>	<u>183</u>	<u>6,300</u>	<u>34,908</u>	<u>39,440</u>	<u>57,248</u>	<u>17,555</u>	<u>7,913</u>
<u>READY - TOTAL</u> . . . . .	<u>37,153</u>	<u>49</u>	<u>1,199</u>	<u>5,050</u>	<u>10,678</u>	<u>8,549</u>	<u>6,336</u>	<u>5,292</u>
<u>PAID - TOTAL</u> . . . . .	<u>12,494</u>	<u>49</u>	<u>816</u>	<u>1,869</u>	<u>5,278</u>	<u>3,571</u>	<u>517</u>	<u>394</u>
<u>DRILL PAY STATUS - TOTAL</u> . . . . .	<u>10,053</u>	<u>47</u>	<u>542</u>	<u>1,229</u>	<u>4,181</u>	<u>3,184</u>	<u>479</u>	<u>391</u>
<u>48 ANNUAL DRILLS - TOTAL</u> . . . . .	<u>7,631</u>	<u>13</u>	<u>314</u>	<u>923</u>	<u>3,020</u>	<u>2,570</u>	<u>411</u>	<u>380</u>
Tactical Airlift Units (C-119) . . . . .	1,305	2	32	160	539	452	49	71
Tactical Airlift Units (C-130) . . . . .	136	1	6	10	55	55	5	4
Tactical Airlift CCTS (C-130) . . . . .	23	-	1	3	14	5	-	-
Tactical Air Support Groups (U-3) . . . . .	318	-	9	34	152	96	18	9
Military Airlift Units (C-124) . . . . .	2,478	4	58	297	1,034	870	92	123
Military Airlift Units - Associate (C-141) . . . . .	335	1	10	27	127	145	15	10
Special Operations Group (AC-119) . . . . .	83	-	2	10	38	27	5	1
Aerospace Rescue & Recovery Squadrons . . . . .	178	-	3	23	95	49	6	2
Aerial Port Squadrons . . . . .	58	-	-	-	20	20	5	13
Maintenance & Supply Squadrons (Mobile) . . . . .	32	-	1	6	8	16	1	-
Military Airlift Support Sqds (Mobile Enroute) . . . . .	87	-	1	5	22	44	4	11
Aeromedical Evacuation Squadrons & Flights . . . . .	382	-	-	7	52	166	104	53
Medical Service Squadrons & Flights . . . . .	1,221	-	30	127	391	498	95	80
Air Postal & Courier Groups & Flights . . . . .	34	-	2	8	6	11	5	2
Censorship Squadron . . . . .	166	-	14	42	66	39	4	1
Mobilization Augmentee - Flying . . . . .	206	4	25	33	100	44	-	-
Mobilization Augmentee - Regions . . . . .	322	1	61	80	158	19	3	-
Mobilization Augmentee - Selective Service Squadron . . . . .	267	-	59	51	143	14	-	-
<u>24 ANNUAL DRILLS - TOTAL</u> . . . . .	<u>2,422</u>	<u>34</u>	<u>228</u>	<u>306</u>	<u>1,161</u>	<u>614</u>	<u>68</u>	<u>11</u>
Mobilization Augmentee - Non-Flying . . . . .	2,422	34	228	306	1,161	614	68	11
<u>NON-PRIOR SERVICE ON A/D FOR TRAINING</u> . . . . .	<u>-</u>	<u>-</u>	<u>-</u>	<u>-</u>	<u>-</u>	<u>-</u>	<u>-</u>	<u>-</u>
<u>ACTIVE DUTY PAY ONLY - TOTAL</u> . . . . .	<u>2,441</u>	<u>2</u>	<u>274</u>	<u>640</u>	<u>1,097</u>	<u>387</u>	<u>38</u>	<u>3</u>
Mobilization Augmentee-15 Days A/D Training . . . . .	1,684	2	203	370	754	320	32	3
Mobilization Augmentee-30 Days A/D Training . . . . .	19	-	1	3	11	3	1	-
Mobilization Augmentee-O/S Positions-15 Days A/D Trng . . . . .	218	-	24	48	103	38	5	-
Mobilization Augmentee-AFRes Trng Sqds-15 Days A/D Trng . . . . .	520	-	46	219	229	26	-	-
<u>NON-PAID READY - TOTAL</u> . . . . .	<u>24,659</u>	<u>-</u>	<u>383</u>	<u>3,181</u>	<u>5,400</u>	<u>4,978</u>	<u>5,819</u>	<u>4,898</u>
Non-Prior Service in Delay Status . . . . .	-	-	-	-	-	-	-	-
Reinforcement Designee-Air Reserve Trainee . . . . .	5,757	-	163	2,123	3,237	225	8	1
Reinforcement Designee-Air Reserve Squadron . . . . .	2,483	-	151	755	1,201	342	33	1
Reinforcement Designee-Ready Reinforcement Section . . . . .	1,723	-	69	303	960	295	20	76
AF Academy Preparatory School Selectees . . . . .	-	-	-	-	-	-	-	-
Obligated Reserve Section-24 mos or more on EAD . . . . .	5,950	-	-	-	1	2,716	3,139	94
Obligated Reserve Section-Less than 24 mos on EAD . . . . .	71	-	-	-	-	15	34	22
Obligated Reserve Section-EAD Commitment . . . . .	8,675	-	-	-	1	1,385	2,585	4,704
<u>STANDBY - NON-PAID - TOTAL</u> . . . . .	<u>51,313</u>	<u>9</u>	<u>285</u>	<u>1,535</u>	<u>4,782</u>	<u>36,561</u>	<u>7,692</u>	<u>449</u>
Non-Affiliated Reserve Section-Non-Obligors . . . . .	6,348	6	122	495	1,225	3,569	732	199
Non-Affiliated Reserve Section-Obligors . . . . .	817	-	1	1	-	561	212	42
Inactive Status List Reserve Section . . . . .	44,148	3	162	1,039	3,557	32,431	6,748	208
<u>RESERVE RETIRED SECTION - TOTAL</u> . . . . .	<u>75,081</u>	<u>125</u>	<u>4,816</u>	<u>28,323</u>	<u>23,980</u>	<u>12,138</u>	<u>3,527</u>	<u>2,172</u>

Source: Personnel Division, Office of Air Force Reserve.

UNCLASSIFIED

UNCLASSIFIED

TABLE 136 - AIR FORCE RESERVE OFFICERS BY RESERVE SECTION, BY GRADE - 30 JUNE 1968

RESERVE SECTION	TOTAL	GENERAL	COLONEL	LIEU- TENANT COLONEL	MAJOR	CAPTAIN	FIRST LIEU- TENANT	SECOND LIEU- TENANT
<u>AIR FORCE RESERVE - TOTAL</u> . . . . .	<u>159,529</u>	<u>185</u>	<u>5,923</u>	<u>33,491</u>	<u>38,487</u>	<u>56,856</u>	<u>17,399</u>	<u>7,188</u>
<u>READY - TOTAL</u> . . . . .	<u>37,187</u>	<u>52</u>	<u>1,090</u>	<u>7,189</u>	<u>11,583</u>	<u>7,272</u>	<u>5,430</u>	<u>4,571</u>
<u>PAID - TOTAL</u> . . . . .	<u>12,418</u>	<u>52</u>	<u>740</u>	<u>2,006</u>	<u>5,074</u>	<u>3,676</u>	<u>515</u>	<u>355</u>
<u>DRILL PAY STATUS - TOTAL</u> . . . . .	<u>9,514</u>	<u>49</u>	<u>475</u>	<u>1,180</u>	<u>3,769</u>	<u>3,225</u>	<u>463</u>	<u>353</u>
<u>48 ANNUAL DRILLS - TOTAL</u> . . . . .	<u>7,188</u>	<u>16</u>	<u>281</u>	<u>861</u>	<u>2,669</u>	<u>2,627</u>	<u>392</u>	<u>342</u>
Tactical Airlift Units (C-119) . . . . .	2,065	3	64	229	813	768	85	103
Tactical Airlift Units (C-130) . . . . .	152	1	6	13	63	57	7	5
Tactical Airlift CCTS (C-130) . . . . .	20	-	1	4	7	8	-	-
Military Airlift Units (C-124) . . . . .	2,053	4	42	239	774	804	83	107
Military Airlift Units - Associate (C-141) . . . . .	55	-	1	2	13	35	1	3
Aerospace Rescue & Recovery Squadrons . . . . .	144	-	1	16	69	49	4	5
Aerial Port Squadrons . . . . .	51	-	-	-	12	27	2	10
Maintenance & Supply Squadrons (Mobile) . . . . .	34	-	-	6	12	14	2	-
Military Airlift Support Squadrons (Mobile Enroute) . . . . .	87	-	1	6	21	48	5	6
Aeromedical Evacuation Squadrons & Flights . . . . .	316	-	-	3	45	143	83	42
Medical Service Squadrons & Flights . . . . .	1,218	-	26	111	386	523	111	61
Air Postal & Courier Groups & Flights . . . . .	28	-	1	5	10	7	5	-
Censorship Squadron . . . . .	159	-	16	44	64	34	1	-
Mobilization Augmentee - Flying . . . . .	224	7	23	36	89	69	-	-
Mobilization Augmentee - Regions . . . . .	312	1	48	89	149	22	3	-
Mobilization Augmentee - Selective Service Squadron . . . . .	270	-	51	58	142	19	-	-
<u>24 ANNUAL DRILLS - TOTAL</u> . . . . .	<u>2,326</u>	<u>33</u>	<u>194</u>	<u>319</u>	<u>1,100</u>	<u>598</u>	<u>71</u>	<u>11</u>
Mobilization Augmentee - Non-Flying . . . . .	2,326	33	194	319	1,100	598	71	11
<u>NON-PRIOR SERVICE ON A/D FOR TRAINING</u> . . . . .	<u>-</u>	<u>-</u>	<u>-</u>	<u>-</u>	<u>-</u>	<u>-</u>	<u>-</u>	<u>-</u>
<u>ACTIVE DUTY PAY ONLY - TOTAL</u> . . . . .	<u>2,904</u>	<u>3</u>	<u>265</u>	<u>826</u>	<u>1,305</u>	<u>451</u>	<u>52</u>	<u>2</u>
Mobilization Augmentee-15 Days A/D Training . . . . .	1,831	3	181	451	797	352	46	1
Mobilization Augmentee-30 Days A/D Training . . . . .	43	-	7	7	17	9	2	1
Mobilization Augmentee-0/S Positions-15 Days A/D Trng	476	-	41	143	229	60	3	-
Mobilization Augmentee-AFRes Trng Sqs-15 Days A/D Trng	554	-	36	225	262	30	1	-
<u>NON-PAID READY - TOTAL</u> . . . . .	<u>24,769</u>	<u>-</u>	<u>350</u>	<u>5,183</u>	<u>6,509</u>	<u>3,596</u>	<u>4,915</u>	<u>4,216</u>
Non-Prior Service in Delay Status . . . . .	-	-	-	-	-	-	-	-
Reinforcement Designee-Air Reserve Squadron Trainee . . . . .	9,120	-	178	3,974	4,594	355	17	2
Reinforcement Designee-Air Reserve Squadron . . . . .	1,993	-	103	745	893	236	15	1
Reinforcement Designee-Ready Reinforcement Section . . . . .	2,016	-	69	464	1,021	373	31	58
AF Academy Preparatory School Selectees . . . . .	-	-	-	-	-	-	-	-
Obligated Reserve Section-24 mos or more on EAD . . . . .	5,609	-	-	-	1	2,128	3,122	358
Obligated Reserve Section-Less than 24 mos on EAD . . . . .	5,958	-	-	-	-	479	1,703	3,776
Obligated Reserve Section-EAD Commitment . . . . .	73	-	-	-	-	25	27	21
<u>STANDBY - NON-PAID - TOTAL</u> . . . . .	<u>55,544</u>	<u>9</u>	<u>294</u>	<u>2,419</u>	<u>5,503</u>	<u>38,219</u>	<u>8,579</u>	<u>521</u>
Non Affiliated Reserve Section-Non-Obligors . . . . .	13,024	5	133	1,113	2,256	6,645	2,522	350
Non Affiliated Reserve Section-Obligors . . . . .	662	-	-	-	1	401	232	28
Inactive Status List Reserve Section . . . . .	41,858	4	161	1,306	3,246	31,173	5,825	143
<u>RESERVE RETIRED SECTION - TOTAL</u> . . . . .	<u>66,798</u>	<u>124</u>	<u>4,539</u>	<u>23,883</u>	<u>21,401</u>	<u>11,365</u>	<u>3,390</u>	<u>2,096</u>

UNCLASSIFIED

Source: Personnel Division, Office of Air Force Reserve.

UNCLASSIFIED

TABLE 137 - AIR FORCE RESERVE AIRMEN BY RESERVE SECTION, BY GRADE - 30 JUNE 1969

310

RESERVE SECTION	TOTAL	Chief Master Sergeant	Senior Master Sergeant	Master Sergeant	Tech-nical Sergeant	Staff Sergeant	Sergeant	Airman First Class	Airman	Airman Basic
<u>AIR FORCE RESERVE-TOTAL</u> . . . . .	<u>304,938</u>	<u>5,206</u>	<u>9,417</u>	<u>37,272</u>	<u>32,693</u>	<u>40,083</u>	<u>128,675</u>	<u>38,472</u>	<u>9,605</u>	<u>3,515</u>
<u>READY - TOTAL</u> . . . . .	<u>189,004</u>	<u>209</u>	<u>752</u>	<u>3,123</u>	<u>2,687</u>	<u>18,642</u>	<u>121,657</u>	<u>32,889</u>	<u>6,216</u>	<u>2,829</u>
<u>PAID - TOTAL</u> . . . . .	<u>35,100</u>	<u>206</u>	<u>702</u>	<u>2,701</u>	<u>2,524</u>	<u>6,457</u>	<u>7,992</u>	<u>10,198</u>	<u>2,911</u>	<u>1,409</u>
<u>Drill Pay Status - Total</u> . . . . .	<u>34,873</u>	<u>202</u>	<u>687</u>	<u>2,618</u>	<u>2,491</u>	<u>6,402</u>	<u>7,981</u>	<u>10,181</u>	<u>2,902</u>	<u>1,409</u>
<u>48 Annual Drills - Total</u> . . . . .	<u>31,721</u>	<u>181</u>	<u>639</u>	<u>2,358</u>	<u>2,358</u>	<u>6,026</u>	<u>7,665</u>	<u>9,619</u>	<u>2,436</u>	<u>439</u>
Tactical Airlift Units (C-119) . . . . .	6,605	37	126	466	465	1,458	1,673	1,830	505	45
Tactical Airlift Units (C-130) . . . . .	810	6	24	60	65	168	195	250	42	-
Tactical Airlift CCTS (C-130) . . . . .	133	1	8	16	34	56	11	6	1	-
Tactical Air Support Groups (U-3) . . . . .	1,349	5	33	119	102	296	288	369	131	6
Military Airlift Units (C-124) . . . . .	12,565	104	296	1,010	1,064	2,422	3,267	3,501	763	138
Military Airlift Units-Associate (C-141) . . . . .	1,365	16	55	158	192	321	244	317	60	2
Special Operations Group (AC-119) . . . . .	539	1	11	28	26	108	116	151	91	7
Aerospace Rescue & Recovery Squadrons . . . . .	548	5	19	50	80	151	132	88	15	8
Aerial Port Squadrons . . . . .	924	-	7	49	42	187	226	232	132	49
Maintenance & Supply Squadrons (Mobile) . . . . .	835	1	7	38	56	102	279	271	74	7
Military Airlift Support Sqqs (Mobile Enroute) . . . . .	875	3	11	41	38	83	210	377	93	19
Aeromedical Evacuation Sqqs & Flts . . . . .	873	-	5	37	24	140	239	379	39	10
Medical Service Sqqs & Flts . . . . .	4,060	1	30	258	144	490	737	1,790	483	127
Air Postal & Courier Groups & Flights . . . . .	162	1	6	10	9	19	44	46	6	21
Censorship Squadron . . . . .	19	-	-	1	4	8	-	5	1	-
Mobilization Augmentee - Flying . . . . .	4	-	1	3	-	-	-	-	-	-
Mobilization Augmentee - Regions . . . . .	55	-	-	14	13	17	4	7	-	-
Mobilization Augmentee - Selective Svc Sq . . . . .	-	-	-	-	-	-	-	-	-	-
<u>24 Annual Drills - Total</u> . . . . .	<u>1,926</u>	<u>21</u>	<u>48</u>	<u>260</u>	<u>133</u>	<u>375</u>	<u>314</u>	<u>538</u>	<u>229</u>	<u>8</u>
Mobilization Augmentee - Non-Flying . . . . .	1,926	21	48	260	133	375	314	538	229	8
<u>NON-PRIOR SERVICE ON A/D for TRAINING</u> . . . . .	<u>1,226</u>	-	-	-	-	<u>1</u>	<u>2</u>	<u>24</u>	<u>237</u>	<u>962</u>
<u>ACTIVE DUTY PAY ONLY - TOTAL</u> . . . . .	<u>227</u>	<u>4</u>	<u>15</u>	<u>83</u>	<u>33</u>	<u>55</u>	<u>11</u>	<u>17</u>	<u>9</u>	-
Mobilization Augmentee-15 Days AD Trng . . . . .	141	3	10	51	22	39	8	4	4	-
Mobilization Augmentee-30 Days AD Trng . . . . .	32	-	1	4	3	4	3	12	5	-
Mobilization Augmentee-O/S Positions-15 Days AD . . . . .	34	1	3	17	7	6	-	-	-	-
Mobilization Augmentee-AFRes Trng Sq-15 Days AD . . . . .	20	-	1	11	1	6	-	1	-	-
<u>NON-PAID READY - TOTAL</u> . . . . .	<u>153,904</u>	<u>3</u>	<u>50</u>	<u>422</u>	<u>163</u>	<u>12,185</u>	<u>113,665</u>	<u>22,691</u>	<u>3,305</u>	<u>1,420</u>
Non-Prior Service in Delay Status . . . . .	424	-	-	-	-	1	5	62	41	315
Reinforcement Designee-Air Reserve Trainee . . . . .	763	1	29	347	111	213	53	8	1	-
Reinforcement Designee-Air Reserve Squadron . . . . .	56	1	4	23	4	18	6	-	-	-
Reinforcement Designee-Ready Reinforcement Sec . . . . .	88	-	13	35	12	18	5	4	1	-
AF Academy Preparatory School Selectees . . . . .	115	-	-	-	-	-	-	-	-	115
Obligated Res Section-24 mos or more on EAD . . . . .	149,347	1	4	16	34	11,777	113,205	21,392	2,078	840
Obligated Res Section-Less than 24 mos on EAD . . . . .	3,108	-	-	1	2	158	391	1,222	1,184	150
Obligated Res Section-EAD Commitment . . . . .	3	-	-	-	-	-	-	3	-	-
<u>STANDBY - NON-PAID - TOTAL</u> . . . . .	<u>37,926</u>	<u>1,132</u>	<u>1,952</u>	<u>7,884</u>	<u>7,397</u>	<u>6,798</u>	<u>4,355</u>	<u>4,879</u>	<u>3,011</u>	<u>518</u>
Non-Affiliated Res Section-Non-Obligors . . . . .	1,342	14	33	164	172	547	224	155	28	5
Non-Affiliated Res Section- Obligors . . . . .	10,843	-	-	-	2	298	2,683	4,450	2,934	476
Inactive Status List Reserve Section . . . . .	25,741	1,118	1,919	7,720	7,223	5,953	1,448	274	49	37
<u>RESERVE RETIRED SECTION - TOTAL</u> . . . . .	<u>78,008</u>	<u>3,865</u>	<u>6,713</u>	<u>26,265</u>	<u>22,609</u>	<u>14,643</u>	<u>2,663</u>	<u>704</u>	<u>378</u>	<u>168</u>

Source: Personnel Division, Office of Air Force Reserve.

UNCLASSIFIED

UNCLASSIFIED

TABLE 138 - AIR FORCE RESERVE AIRMEN BY RESERVE SECTION, BY GRADE - 30 JUNE 1968

RESERVE SECTION	TOTAL	CHIEF MASTER SERGEANT	SENIOR MASTER SERGEANT	MASTER SERGEANT	TECH- NICAL SERGEANT	STAFF SERGEANT	SERGEANT	AIRMAN FIRST CLASS	AIRMAN	AIRMAN BASIC
<u>AIR FORCE RESERVE - TOTAL</u> . . . . .	<u>257,757</u>	<u>4,503</u>	<u>8,145</u>	<u>33,538</u>	<u>27,944</u>	<u>29,255</u>	<u>92,212</u>	<u>46,203</u>	<u>13,147</u>	<u>2,810</u>
<u>READY - TOTAL</u> . . . . .	<u>153,980</u>	<u>163</u>	<u>629</u>	<u>2,916</u>	<u>2,285</u>	<u>10,376</u>	<u>86,082</u>	<u>40,591</u>	<u>8,937</u>	<u>2,001</u>
<u>PAID - TOTAL</u> . . . . .	<u>33,909</u>	<u>159</u>	<u>589</u>	<u>2,475</u>	<u>2,138</u>	<u>6,165</u>	<u>5,730</u>	<u>11,832</u>	<u>4,181</u>	<u>640</u>
<u>DRILL PAY STATUS - TOTAL</u> . . . . .	<u>33,533</u>	<u>152</u>	<u>573</u>	<u>2,377</u>	<u>2,091</u>	<u>6,102</u>	<u>5,692</u>	<u>11,764</u>	<u>4,149</u>	<u>633</u>
<u>48 ANNUAL DRILLS - TOTAL</u> . . . . .	<u>31,126</u>	<u>136</u>	<u>535</u>	<u>2,140</u>	<u>1,977</u>	<u>5,745</u>	<u>5,469</u>	<u>11,242</u>	<u>2,530</u>	<u>352</u>
Tactical Airlift Units (C-119) . . . . .	11,218	45	207	707	665	2,418	2,108	3,892	1,119	57
Tactical Airlift Units (C-130) . . . . .	791	5	22	55	58	143	166	290	52	-
Tactical Airlift CCTS (C-130) . . . . .	90	1	5	14	20	43	7	-	-	-
Military Airlift Units (C-124) . . . . .	11,000	71	232	884	878	1,905	2,042	3,999	937	52
Military Airlift Units - Associate (C-141) . . . . .	281	4	6	20	28	64	52	89	17	1
Aerospace Rescue & Recovery Squadrons . . . . .	414	3	11	37	55	134	67	95	12	-
Aerial Port Squadrons . . . . .	711	-	5	35	27	202	195	200	43	4
Maintenance & Supply Squadrons (Mobile) . . . . .	735	1	6	36	40	107	76	367	86	16
Military Airlift Support Sq (Mobile Enroute) . . . . .	806	4	8	36	30	71	66	354	209	28
Aeromedical Evacuation Squadrons & Flights . . . . .	889	-	5	38	19	133	128	366	178	22
Medical Service Squadrons & Flights . . . . .	3,945	1	25	249	132	471	508	1,525	862	172
Air Postal & Courier Groups & Flights . . . . .	153	1	2	10	3	25	46	57	9	-
Censorship Squadron . . . . .	18	-	-	1	5	7	-	3	2	-
Mobilization Augmentee - Flying . . . . .	14	-	1	3	2	2	1	4	1	-
Mobilization Augmentee - Regions . . . . .	61	-	-	15	15	20	?	1	3	-
Mobilization Augmentee - Selective Svc Sq . . . . .	-	-	-	-	-	-	-	-	-	-
<u>24 ANNUAL DRILLS - TOTAL</u> . . . . .	<u>1,697</u>	<u>16</u>	<u>38</u>	<u>237</u>	<u>114</u>	<u>357</u>	<u>221</u>	<u>478</u>	<u>218</u>	<u>18</u>
Mobilization Augmentee - Non-Flying . . . . .	1,697	16	38	237	114	357	221	478	218	18
<u>NON-PRIOR SERVICE ON A/D FOR TRAINING</u> . . . . .	<u>710</u>	<u>-</u>	<u>-</u>	<u>-</u>	<u>-</u>	<u>-</u>	<u>2</u>	<u>44</u>	<u>401</u>	<u>263</u>
<u>ACTIVE DUTY PAY ONLY - TOTAL</u> . . . . .	<u>376</u>	<u>7</u>	<u>16</u>	<u>98</u>	<u>47</u>	<u>63</u>	<u>38</u>	<u>68</u>	<u>32</u>	<u>7</u>
Mobilization Augmentee-15 Days A/D Trng . . . . .	160	5	9	52	31	36	19	4	4	-
Mobilization Augmentee-30 Days A/D Trng . . . . .	138	-	1	7	3	12	17	63	28	7
Mobilization Augmentee-O/S Positions-15 Days -Active Duty Training . . . . .	54	2	5	27	11	8	1	-	-	-
Mobilization Augmentee-AFRes Trng Sq-15 Days -Active Duty Training . . . . .	24	-	1	12	2	7	1	1	-	-
<u>NON-PAID READY - TOTAL</u> . . . . .	<u>120,071</u>	<u>4</u>	<u>40</u>	<u>441</u>	<u>147</u>	<u>4,211</u>	<u>80,352</u>	<u>28,759</u>	<u>4,756</u>	<u>1,361</u>
Non-Prior Service in Delay Status . . . . .	612	-	-	1	-	-	-	47	239	325
Reinforcement Designee-Air Reserve Trainee . . . . .	858	1	31	393	118	237	66	10	1	1
Reinforcement Designee-Air Reserve Squadron . . . . .	18	-	-	6	-	6	4	1	1	-
Reinforcement Designee-Ready Reinforcement- Section . . . . .	101	3	9	40	11	26	6	4	1	1
AF Academy Preparatory School Selectees . . . . .	88	-	-	-	-	-	-	-	-	88
Obligated Reserve Section-24 mos or more EAD . . . . .	115,335	-	-	-	17	3,833	80,044	27,548	3,171	722
Obligated Res Section-Less than 24 mos EAD . . . . .	3,006	-	-	1	-	107	228	1,115	1,335	220
Obligated Reserve Section-EAD Commitment . . . . .	53	-	-	-	1	2	4	34	8	4
<u>STANDBY - NON-PAID - TOTAL</u> . . . . .	<u>45,670</u>	<u>1,524</u>	<u>2,626</u>	<u>10,276</u>	<u>9,567</u>	<u>8,259</u>	<u>3,984</u>	<u>4,954</u>	<u>3,841</u>	<u>639</u>
Non Affiliated Res Section-Non Obligor . . . . .	1,551	17	44	216	203	597	282	167	22	3
Non Affiliated Reserve Section-Obligors . . . . .	10,936	-	1	-	1	217	1,958	4,416	3,748	595
Inactive Status List Reserve Section . . . . .	33,183	1,507	2,581	10,060	9,363	7,445	1,744	371	71	41
<u>RESERVE RETIRED SECTION - TOTAL</u> . . . . .	<u>58,107</u>	<u>2,816</u>	<u>4,890</u>	<u>20,346</u>	<u>16,092</u>	<u>10,620</u>	<u>2,146</u>	<u>658</u>	<u>369</u>	<u>170</u>

Source: Personnel Division, Office of Air Force Reserve.

UNCLASSIFIED

## UNCLASSIFIED

TABLE 139 - AIR FORCE RESERVE OFFICER GAINS AND LOSSES BY SELECTED CATEGORIES FOR FY 1969

GAINS & LOSSES - OFFICERS & W/O	TOTAL RESERVE	TOTAL READY STATUS	TOTAL DRILL PAY STATUS	TOTAL STANDBY STATUS
<u>STRENGTH - Beginning</u> . . . . .	159,529	37,187	9,514	55,544
<u>AGGREGATE GAINS:</u> . . . . .	20,394	17,221	2,273	12,383
<u>Total Gains by Type:</u> . . . . .	20,394	12,808	844	5,447
Direct Appointments . . . . .	3,210	1,870	181	1,318
Transfer from Other Services . . . . .	14	14	12	-
Reappointments . . . . .	12	1	1	2
Commissioned from AFROTC . . . . .	4,632	4,618	-	14
Transferred from Extended Active Duty without Obligation . . . . .	3,321	492	489	2,829
Transferred from Extended Active Duty with Obligation . . . . .	5,830	5,574	5	256
Errors . . . . .	281	63	24	88
Commissioned from Warrant Officer or Enlisted . . . . .	89	82	79	1
Transfer from Air National Guard . . . . .	1,045	94	53	939
Placement on Retired Reserve List . . . . .	1,960	-	-	-
<u>Total Transfers:</u> . . . . .	-	4,413	1,429	6,936
From Drill Pay Status . . . . .	-	-	-	1,039
From Active Duty Pay Only . . . . .	-	-	245	231
From Non-Pay Status - Ready . . . . .	-	-	302	5,660
From Non-Pay Status - Standby . . . . .	-	4,406	879	-
From Retired . . . . .	-	7	3	6
<u>AGGREGATE LOSSES:</u> . . . . .	16,376	17,255	1,734	16,614
<u>Total Losses by Type:</u> . . . . .	16,376	6,357	193	9,168
Resigned Commission Other Than Cause . . . . .	3,208	178	55	3,014
Deceased . . . . .	829	61	15	83
Ordered to Extended Active Duty . . . . .	7,496	5,756	60	1,734
Reported in error as Gain . . . . .	261	62	9	71
Termination of Commission for Cause . . . . .	4,041	172	10	3,853
Transfer to Air National Guard . . . . .	541	128	44	413
<u>Total Transfers:</u> . . . . .	-	10,898	1,541	7,446
To Drill Pay Status . . . . .	-	-	-	879
To Active Duty Pay Only . . . . .	-	-	183	118
To Non-Pay Status - Ready . . . . .	-	-	112	3,409
To Non-Pay Status - Standby . . . . .	-	6,930	1,039	-
To Retired . . . . .	-	3,968	207	3,040
<u>STRENGTH - Ending</u> . . . . .	163,547	37,153	10,053	51,313

Source: Personnel Division, Office of Air Force Reserve.

UNCLASSIFIED



## UNCLASSIFIED

TABLE 140 - AIR FORCE RESERVE OFFICER GAINS AND LOSSES BY SELECTED CATEGORIES FOR FY 1968

GAINS & LOSSES - OFFICERS & W/O	TOTAL RESERVE	TOTAL READY STATUS	TOTAL DRILL PAY STATUS	TOTAL STANDBY STATUS
<u>STRENGTH - Beginning.</u> . . . . .	<u>159,751</u>	<u>38,454</u>	<u>10,675</u>	<u>60,572</u>
<u>AGGREGATE GAINS:</u> . . . . .	<u>19,118</u>	<u>14,111</u>	<u>2,008</u>	<u>11,969</u>
<u>Total Gains by Type:</u> . . . . .	<u>19,118</u>	<u>11,009</u>	<u>494</u>	<u>5,370</u>
Direct Appointments . . . . .	4,070	2,277	232	1,790
Transfer from Other Services . . . . .	27	22	19	5
Reappointments . . . . .	24	6	6	8
Commissioned from AFROTC . . . . .	4,491	4,485	-	6
Transfer from Extended Active Duty without Obligation . . . . .	2,532	18	17	2,513
Transfer from Extended Active Duty with Obligation . . . . .	4,081	3,931	5	149
Errors . . . . .	117	42	24	60
Commissioned from Warrant Officer or Enlisted . . . . .	123	120	117	2
Transfer from Air National Guard . . . . .	951	108	74	837
Placement on Retired Reserve List . . . . .	2,702	-	-	-
<u>Total Transfers:</u> . . . . .	<u>-</u>	<u>3,102</u>	<u>1,514</u>	<u>6,599</u>
From Drill Pay Status . . . . .	-	-	-	1,436
From Active Duty Pay Only . . . . .	-	-	131	295
From Non-Pay Status - Ready . . . . .	-	-	404	4,862
From Non-Pay Status - Standby . . . . .	-	3,098	976	-
From Retired . . . . .	-	4	3	6
<u>AGGREGATE LOSSES:</u> . . . . .	<u>19,340</u>	<u>15,378</u>	<u>3,169</u>	<u>16,997</u>
<u>Total Losses by Type:</u> . . . . .	<u>19,340</u>	<u>7,534</u>	<u>1,241</u>	<u>11,053</u>
Resigned Commissioned Other Than Cause . . . . .	3,449	181	79	3,253
Deceased . . . . .	809	59	20	89
Ordered to Extended Active Duty . . . . .	8,797	6,851	990	1,942
Reported in Error as Gain . . . . .	271	91	34	131
Termination of Commission for Cause . . . . .	4,858	91	13	4,746
Transfer to Air National Guard . . . . .	1,098	228	100	870
Other Discharges . . . . .	6	2	2	1
Involuntarily Ordered to Active Duty (Draft Deferred) . . . . .	52	31	3	21
<u>Total Transfers:</u> . . . . .	<u>-</u>	<u>7,844</u>	<u>1,928</u>	<u>5,944</u>
To Drill Pay Status . . . . .	-	-	-	976
To Active Duty Pay Only . . . . .	-	-	88	207
To Non-Pay Status - Ready . . . . .	-	-	244	1,915
To Non-Pay Status - Standby . . . . .	-	6,593	1,436	-
To Retired . . . . .	-	1,251	160	2,846
<u>STRENGTH - Ending.</u> . . . . .	<u>159,529</u>	<u>37,187</u>	<u>9,514</u>	<u>55,544</u>

Source: Personnel Division, Office of Air Force Reserve.

UNCLASSIFIED

## UNCLASSIFIED

TABLE 141 - AIR FORCE RESERVE AIRMEN GAINS AND LOSSES BY SELECTED CATEGORIES FOR FY 1969

GAINS & LOSSES - AIRMEN	TOTAL RESERVE	TOTAL READY STATUS	TOTAL DRILL PAY STATUS	TOTAL STANDBY STATUS
<u>STRENGTH - Beginning</u> . . . . .	<u>257,757</u>	<u>153,980</u>	<u>33,533</u>	<u>45,670</u>
<u>AGGREGATE GAINS:</u> . . . . .	<u>125,298</u>	<u>107,176</u>	<u>12,407</u>	<u>7,530</u>
<u>Total Gains by Type:</u> . . . . .	<u>125,298</u>	<u>105,766</u>	<u>7,668</u>	<u>4,353</u>
Transfer from Other Services . . . . .	474	474	469	-
Transfer from Extended Active Duty without Obligation . . . . .	346	-	-	346
Transfer from Extended Active Duty with Obligation . . . . .	100,058	96,719	2,839	3,339
Retired Airmen Transferred to Complete 30 Years . . . . .	17	-	-	17
Enlisted Non-Prior Service - Under 26 . . . . .	3,012	3,012	324	-
Enlisted Non-Prior Service - 26 and Over . . . . .	11	11	11	-
Enlisted within 30 Days After Separation from AMS . . . . .	298	298	296	-
Enlisted after more than 30 Days After Separation from AMS . . . . .	470	470	311	-
Enlisted after more than 30 Days After Separation from AFR . . . . .	188	182	160	-
Transfer from Air National Guard . . . . .	1,300	842	171	453
Placement on Retired Reserve List . . . . .	15,003	-	-	-
Gain from temporary retirement . . . . .	14	14	-	-
Enlisted - TRY ONE Program . . . . .	18	18	18	-
Accessions . . . . .	2,739	2,739	2,591	-
Errors . . . . .	1,350	987	478	198
<u>Total Transfers:</u> . . . . .	<u>-</u>	<u>1,410</u>	<u>4,739</u>	<u>3,177</u>
From Drill Pay Status . . . . .	-	-	3,091	1,774
From Active Duty Pay Only . . . . .	-	-	85	65
From Non-Pay Status - Ready . . . . .	-	-	1,280	1,335
From Non-Pay Status - Standby . . . . .	-	1,360	237	-
From Retired . . . . .	-	50	46	3
<u>AGGREGATE LOSSES:</u> . . . . .	<u>78,117</u>	<u>72,152</u>	<u>11,067</u>	<u>15,274</u>
<u>Total Losses by Type:</u> . . . . .	<u>78,117</u>	<u>68,720</u>	<u>6,721</u>	<u>7,439</u>
Deceased . . . . .	481	219	50	106
Ordered to Extended Active Duty . . . . .	227	198	40	21
Enlisted in Regular Establishment - Under 26 . . . . .	5	4	1	1
Enlisted in Regular Establishment - All Others . . . . .	465	450	21	15
Discharge Non-Prior Service - Under 26 . . . . .	277	90	27	185
Commissioned from Reserve Enlisted Status . . . . .	100	96	95	1
Discharge Expiration Term of Service or Obligation . . . . .	69,739	61,875	3,395	6,425
Other Discharges . . . . .	2,019	1,563	262	401
Transfer to Air National Guard . . . . .	546	503	97	36
Involuntarily Ordered to Active Duty (Draft Deferred) . . . . .	152	149	63	3
Accessions . . . . .	2,739	2,739	2,591	-
Reported in error as gain . . . . .	1,367	834	79	245
<u>Total Transfers:</u> . . . . .	<u>-</u>	<u>3,432</u>	<u>4,346</u>	<u>7,835</u>
To Drill Pay Status . . . . .	-	-	-	237
To Active Duty Pay Only . . . . .	-	-	39	10
To Non-Pay Status - Ready . . . . .	-	-	2,329	1,113
To Non-Pay Status - Standby . . . . .	-	3,174	1,811	-
To Retired . . . . .	-	258	167	6,475
<u>STRENGTH - Ending</u> . . . . .	<u>304,938</u>	<u>189,004</u>	<u>34,873</u>	<u>37,926</u>

Source: Personnel Division, Office of Air Force Reserve.

UNCLASSIFIED

TABLE 142 - AIR FORCE RESERVE AIRMEN GAINS AND LOSSES BY SELECTED CATEGORIES FOR FY 1968

GAINS & LOSSES - AIRMEN	TOTAL RESERVE	TOTAL READY STATUS	TOTAL DRILL PAY STATUS	TOTAL STANDBY STATUS
<u>STRENGTH - Beginning</u> . . . . .	<u>251,171</u>	<u>165,254</u>	<u>34,963</u>	<u>83,095</u>
<u>AGGREGATE GAINS:</u> . . . . .	<u>97,865</u>	<u>73,430</u>	<u>13,937</u>	<u>12,733</u>
<u>Total Gains by Type:</u> . . . . .	<u>97,865</u>	<u>72,303</u>	<u>7,246</u>	<u>8,809</u>
Transfer from Other Services . . . . .	939	936	929	3
Transfer from Extended Active Duty without Obligation . . . . .	37	10	9	27
Transfer from Extended Active Duty with Obligation . . . . .	63,906	60,223	34	3,683
Retired Airman Transferred to Complete 30 Years . . . . .	4,527	-	-	4,521
Enlisted Non-Prior Service under 26 . . . . .	3,375	3,375	238	-
Enlisted Non-Prior Service 26 and Over . . . . .	34	34	34	-
Enlisted within 30 days after separation from AMS . . . . .	514	513	502	-
Enlisted after more than 30 days Separation from AMS . . . . .	508	508	381	-
Enlisted after more than 30 days Separation from AFR . . . . .	409	408	363	-
Transfer from Air National Guard . . . . .	1,476	1,092	225	383
Placement on Retired Reserve List . . . . .	16,696	-	-	-
Gain from Temporary Retirement . . . . .	19	19	-	-
Enlisted - TRY ONE Program . . . . .	30	30	30	-
Accessions . . . . .	3,013	3,013	2,761	-
Errors . . . . .	2,382	2,142	1,740	192
<u>Total Transfers:</u> . . . . .	<u>-</u>	<u>1,127</u>	<u>6,691</u>	<u>3,924</u>
From Drill Pay Status . . . . .	-	-	4,070	2,400
From Active Duty Pay Only . . . . .	-	-	164	118
From Non-Pay Status - Ready . . . . .	-	-	2,075	1,403
From Non-Pay Status - Standby . . . . .	-	1,091	346	-
From Retired . . . . .	-	36	36	3
<u>AGGREGATE LOSSES:</u> . . . . .	<u>91,279</u>	<u>84,704</u>	<u>15,367</u>	<u>50,158</u>
<u>Total Losses by Type:</u> . . . . .	<u>91,279</u>	<u>80,457</u>	<u>11,293</u>	<u>9,565</u>
Deceased . . . . .	448	232	50	154
Ordered to Extended Active Duty . . . . .	4,968	4,905	4,532	47
Enlisted in Regular Establishment under 26 . . . . .	17	15	6	2
Enlisted Regular Establishment All Others . . . . .	1,316	1,277	37	39
Discharge Non-Prior Service - Under 26 . . . . .	233	108	46	125
Commissioned from Reserve Enlisted Status . . . . .	152	148	132	3
Discharge Expiration Term of Service or Obligation . . . . .	77,199	67,674	3,092	8,466
Other Discharges . . . . .	2,145	1,742	371	388
Transfer to Air National Guard . . . . .	870	802	114	65
Involuntarily Ordered to Active Duty (Draft Deferred) . . . . .	56	55	15	1
Accessions . . . . .	3,013	3,013	2,761	-
Reported in error as gain . . . . .	862	486	137	275
<u>Total Transfers:</u> . . . . .	<u>-</u>	<u>4,247</u>	<u>4,074</u>	<u>40,593</u>
To Drill Pay Status . . . . .	-	-	-	346
To Active Duty Pay Only . . . . .	-	-	28	20
To Non-Pay Status - Ready . . . . .	-	-	1,394	725
To Non-Pay Status - Standby . . . . .	-	3,921	2,438	-
To Retired . . . . .	-	326	214	39,502
<u>STRENGTH - Ending</u> . . . . .	<u>257,757</u>	<u>153,980</u>	<u>33,533</u>	<u>45,670</u>

Source: Personnel Division, Office of Air Force Reserve.

## UNCLASSIFIED

TABLE 143 — RESERVE OFFICER REPRESENTATION ON AIR FORCE STAFFS — 30 JUNE 1969

LOCATION	TOTAL	GENERAL	COLONEL	LIEU- TENANT COLONEL	MAJOR	CAPTAIN
<u>OFFICE OF THE SECRETARY OF THE AIR FORCE</u>						
Deputy for Reserve Affairs. . . . .	1	-	1	-	-	-
Office of Information . . . . .	1	-	-	1	-	-
Personnel Council . . . . .	1	-	1	-	-	-
<u>HQS USAF STAFF</u>						
The Surgeon General*. . . . .	1	-	1	-	-	-
Director of Budget* . . . . .	1	-	1	-	-	-
Director of Aerospace Programs* . . . . .	1	-	1	-	-	-
Director of Civil Engineering*. . . . .	1	-	1	-	-	-
Director of Personnel Planning* . . . . .	2	-	-	1	1	-
Director of Operations* . . . . .	1	-	1	-	-	-
Director of Plans*. . . . .	1	-	1	-	-	-
Assistant DCS/P for Military Personnel. . . . .	1	-	1	-	-	-
Director of Personnel Training & Education. . . . .	1	-	-	1	-	-
Director of Manpower & Organization . . . . .	1	-	1	-	-	-
Director of Command Control & Communication . . . . .	1	-	-	1	-	-
The Inspector General . . . . .	1	-	1	-	-	-
ACS/Intelligence. . . . .	1	-	-	1	-	-
<u>MAJOR COMMANDS</u>						
Aerospace Defense Command . . . . .	2	-	2	-	-	-
Air Force Logistics Command . . . . .	1	-	1	-	-	-
Air Force Systems Command . . . . .	2	-	1	-	1	-
Air Training Command. . . . .	1	-	-	1	-	-
Military Airlift Command. . . . .	5	-	3	2	-	-
Tactical Air Command. . . . .	4	-	3	1	-	-
Headquarters Command. . . . .	2	-	1	1	-	-
Air Force Accounting & Finance Center . . . . .	1	-	-	1	-	-
USAF Academy. . . . .	1	-	-	1	-	-
<u>INDUSTRIAL COLLEGE OF THE ARMED FORCES</u> . . . . .	1	-	1	-	-	-
<u>OFFICE OF AIR FORCE RESERVE.</u> . . . . .	17	2	8	3	4	-
<u>Hqs AIR FORCE RESERVE.</u> . . . . .	8	1	4	2	-	1
<u>OSD RESERVE FORCES POLICY BOARD.</u> . . . . .	1	1	-	-	-	-
<u>OSD OFFICE OF RESERVE AFFAIRS</u> . . . . .	-	-	-	-	-	-
TOTAL. . . . .	63	4	35	17	6	1

\*Indicates 8033 Officers with only one in Director of Personnel Planning.

SOURCE: Personnel Division, Office of Air Force Reserve

UNCLASSIFIED

TABLE 144 - RESERVE OFFICER REPRESENTATION ON AIR FORCE STAFFS - 30 JUNE 1968

LOCATION	TOTAL	GENERAL	COLONEL	LIEU- TENANT COLONEL	MAJOR
<u>OFFICE OF THE SECRETARY OF THE AIR FORCE</u>					
Office of Information. . . . .	1	-	-	1	-
<u>HQS USAF STAFF</u>					
The Surgeon General* . . . . .	1	-	1	-	-
Director of Budget*. . . . .	1	-	1	-	-
Director of Accounting & Finance*. . . . .	1	-	1	-	-
Director of Operations*. . . . .	1	-	1	-	-
Director of Plans* . . . . .	1	-	1	-	-
Director of Aerospace Programs*. . . . .	1	-	1	-	-
Director of Civil Engineering* . . . . .	1	-	1	-	-
Director of Personnel Planning*. . . . .	1	-	-	1	-
Director of Personnel Training & Education . . . . .	1	-	-	1	-
Director of Manpower & Organization. . . . .	1	-	1	-	-
Director of Command Control & Communications . . . . .	1	-	-	1	-
Assistant DCS/P for Military Personnel . . . . .	1	-	1	-	-
ACS/Intelligence . . . . .	1	-	1	-	-
<u>MAJOR COMMANDS</u>					
Aerospace Defense Command. . . . .	2	-	1	1	-
Air Force Systems Command. . . . .	2	-	1	1	-
Air Training Command . . . . .	1	-	-	1	-
Military Airlift Command . . . . .	4	-	3	1	-
Tactical Air Command . . . . .	4	-	3	1	-
Air University . . . . .	1	-	1	-	-
Headquarters Command . . . . .	2	-	1	1	-
USAF Academy . . . . .	1	-	-	1	-
Continental Air Command. . . . .	3	-	2	1	-
<u>INDUSTRIAL COLLEGE OF THE ARMED FORCES.</u> . . . .					
	1	-	1	-	-
<u>OFFICE OF AIR FORCE RESERVE</u> . . . . .					
	12	1	7	3	1
<u>TOTAL</u> . . . . .					
	47	1	30	15	1

\*Indicates 8033 Officers with only one in Director of Personnel Planning.

Source: Personnel Division, Office of Air Force Reserve.

UNCLASSIFIED

TABLE 145 — RESERVE OFFICER REPRESENTATION ON AIR FORCE STAFFS — 30 JUNE 1967

LOCATION	TOTAL	COLONEL	LIEU- TENANT COLONEL	MAJOR
<u>OFFICE OF THE SECRETARY OF THE AIR FORCE</u>				
Deputy for Reserve Affairs. . . . .	1	1	-	-
<u>HQS USAF STAFF</u>				
The Surgeon General*. . . . .	1	1	-	-
Director of Operations*. . . . .	1	1	-	-
Director of Budget*. . . . .	1	1	-	-
Director of Plans*. . . . .	1	1	-	-
Director of Aerospace Programs* . . . . .	1	1	-	-
Director of Civil Engineering*. . . . .	1	1	-	-
Director of Personnel Planning* . . . . .	3	-	3	-
Director of Personnel Training & Education. . . . .	1	-	1	-
Director of Manpower & Organization . . . . .	1	1	-	-
ACS/Intelligence. . . . .	1	-	1	-
Assistant DCS/P for Military Personnel *. . . . .	1	1	-	-
Director of Command Control & Communications. . . . .	1	-	1	-
<u>MAJOR COMMANDS</u>				
Aerospace Defense Command . . . . .	1	1	-	-
Air Force Systems Command . . . . .	2	1	-	1
Air Training Command. . . . .	1	-	1	-
Military Airlift Command. . . . .	4	3	1	-
Tactical Airlift Command. . . . .	4	3	1	-
Air University . . . . .	1	1	-	-
Headquarters Command. . . . .	2	-	2	-
Continental Air Command . . . . .	2	2	-	-
<u>INDUSTRIAL COLLEGE OF THE ARMED FORCES.</u> . . . .				
	1	1	-	-
<u>ASSISTANT TO THE CHIEF OF STAFF FOR RESERVE FORCES</u> . . . . .				
	2	2	-	-
<u>TOTAL.</u> . . . . .				
	35	23	11	1

\* Indicates 8033 Officers with only one in Director of Personnel Planning.

Source: Personnel Division, Office of Air Force Reserve.

UNCLASSIFIED

# UNCLASSIFIED

TABLE 146 - FUNCTIONAL DISTRIBUTION OF AIR FORCE RESERVE AIRCRAFT AS OF 30 JUN 1969  
AND HOURS FLOWN DURING FY 1969

MISSION DESIGN AND SERIES	Total Hours Flown	AIRCRAFT TOTAL	ACTIVE									TOTAL INACTIVE
			TOTAL ACTIVE	OPERATING					NON-OPERATING			
				Total Operating Active	Tactical and Combat Support	Operational Support	Administrative	Special Activity and Utility Transportation	Total Non-Operating Active	Maintenance, Modification and IRAN	Other	
<b>TOTAL</b>	<u>147,885</u>	<u>404</u>	<u>404</u>	<u>379</u>	<u>374</u>	<u>2</u>	<u>1</u>	<u>2</u>	<u>25</u>	<u>16</u>	<u>9</u>	<u>-</u>
OPERATING ACTIVE (F.H.) . . .	147,133	N/A	N/A	N/A	N/A	N/A	N/A	N/A	N/A	N/A	N/A	N/A
NON-OPERATING ACTIVE (F.H.)	752	N/A	N/A	N/A	N/A	N/A	N/A	N/A	N/A	N/A	N/A	N/A
<b>SEARCH AND RESCUE - TOTAL</b> . . .	<u>9,182</u>	<u>39</u>	<u>39</u>	<u>34</u>	<u>34</u>	<u>-</u>	<u>-</u>	<u>-</u>	<u>5</u>	<u>4</u>	<u>1</u>	<u>-</u>
HC-97G . . . . .	2,731	18	18	16	16	-	-	-	2	1	1	-
HU-16B . . . . .	6,451	21	21	18	18	-	-	-	3	3	-	-
<b>CARGO - TOTAL</b> . . . . .	<u>135,922</u>	<u>345</u>	<u>345</u>	<u>326</u>	<u>322</u>	<u>1</u>	<u>1</u>	<u>2</u>	<u>19</u>	<u>12</u>	<u>7</u>	<u>-</u>
C/AC/VC-47A/B/D . . . . .	1,587	2	2	2	-	1	-	1	-	-	-	-
C-117A . . . . .	850	1	1	1	-	-	-	1	-	-	-	-
C/AC-119G/J/K . . . . .	56,419	190	190	182	182	-	-	-	8	2	6	-
C-124C . . . . .	70,624	142	142	133	133	-	-	-	9	8	1	-
C/WC-130A . . . . .	6,085	9	9	7	7	-	-	-	2	2	-	-
T/VT-29B . . . . .	357	1	1	1	-	-	1	-	-	-	-	-
<b>TRAINER - TOTAL</b> . . . . .	<u>467</u>	<u>1</u>	<u>1</u>	<u>1</u>	<u>-</u>	<u>1</u>	<u>-</u>	<u>-</u>	<u>-</u>	<u>-</u>	<u>-</u>	<u>-</u>
TC-47D . . . . .	467	1	1	1	-	1	-	-	-	-	-	-
<b>UTILITY - TOTAL</b> . . . . .	<u>1,562</u>	<u>19</u>	<u>19</u>	<u>18</u>	<u>18</u>	<u>-</u>	<u>-</u>	<u>-</u>	<u>1</u>	<u>-</u>	<u>1</u>	<u>-</u>
U-3A/B . . . . .	1,562	19	19	18	18	-	-	-	1	-	1	-

Note: N/A - Not Applicable      F. H. - Flying Hours  
Source: Data Applications Division, Data Services Center, Comptroller of the Air Force.

UNCLASSIFIED

TABLE 147 - AGE (IN MONTHS) DISTRIBUTION OF AIR FORCE RESERVE ACTIVE AIRCRAFT  
BY MISSION, DESIGN, AND SERIES, WORLD-WIDE - 30 JUN 1969

MISSION, DESIGN, SERIES	AV- ERAGE AGE	TOTAL AIR- CRAFT INVEN- TORY	ACTIVE AIRCRAFT BY AGE (IN MONTHS) <sup>a/</sup>																
			121 thru 132	133 thru 144	145 thru 156	157 thru 168	169 thru 180	181 thru 192	193 thru 204	205 thru 216	217 thru 228	229 thru 240	241 thru 252	253 thru 264	265 thru 276	277 thru 288	289 thru 300	301 and over	
<u>TOTAL</u> . . . . .		<u>404</u>	<u>6</u>	<u>11</u>	<u>2</u>	<u>11</u>	<u>56</u>	<u>83</u>	<u>156</u>	<u>61</u>	<u>14</u>	-	-	-	-	<u>1</u>	<u>2</u>	<u>1</u>	
<u>SEARCH AND RESCUE</u> -																			
<u>TOTAL</u> . . . . .		<u>39</u>	-	-	-	-	<u>11</u>	<u>9</u>	<u>14</u>	<u>5</u>	-	-	-	-	-	-	-	-	-
HC-97G. . . . .	179.3	18	-	-	-	-	11	7	-	-	-	-	-	-	-	-	-	-	-
HU-16B. . . . .	200.0	21	-	-	-	-	-	2	14	5	-	-	-	-	-	-	-	-	-
<u>CARGO - TOTAL</u> . . . . .		<u>345</u>	-	-	-	<u>11</u>	<u>45</u>	<u>74</u>	<u>142</u>	<u>56</u>	<u>14</u>	-	-	-	-	<u>1</u>	<u>1</u>	<u>1</u>	
C-47A . . . . .	302.0	1	-	-	-	-	-	-	-	-	-	-	-	-	-	-	-	-	1
VC-47D. . . . .	293.0	1	-	-	-	-	-	-	-	-	-	-	-	-	-	-	-	1	-
C-117A. . . . .	284.0	1	-	-	-	-	-	-	-	-	-	-	-	-	-	1	-	-	-
C-119G. . . . .	189.1	190	-	-	-	2	42	64	80	2	-	-	-	-	-	-	-	-	-
C-124C. . . . .	204.0	142	-	-	-	-	3	10	61	54	14	-	-	-	-	-	-	-	-
C-130A. . . . .	157.8	9	-	-	-	9	-	-	-	-	-	-	-	-	-	-	-	-	-
VT-29B. . . . .	203.0	1	-	-	-	-	-	-	1	-	-	-	-	-	-	-	-	-	-
<u>TRAINER - TOTAL</u> . . . . .		<u>1</u>	-	-	-	-	-	-	-	-	-	-	-	-	-	-	-	<u>1</u>	-
TC-47D. . . . .	293.0	1	-	-	-	-	-	-	-	-	-	-	-	-	-	-	-	1	-
<u>UTILITY - TOTAL</u> . . . . .		<u>19</u>	<u>6</u>	<u>11</u>	<u>2</u>	-	-	-	-	-	-	-	-	-	-	-	-	-	-
U-3A. . . . .	137.5	19	6	11	2	-	-	-	-	-	-	-	-	-	-	-	-	-	-

<sup>a/</sup> Aircraft Age (In Months) has no aircraft below the age of 121 months.

Source: Data Applications Division, Data Services Center, Comptroller of the Air Force

UNCLASSIFIED



**UNCLASSIFIED**

**AIR NATIONAL GUARD**



**DEFINITIONS**

AIR NATIONAL GUARD AUTHORIZED STRENGTH - Total manning authorized under appropriate Tables of Organization, Tables of Distribution, and Unit Manning Documents currently augmented and/or reduced by the National Guard Bureau.

PROGRAM STRENGTH - Manning objective, applicable to units in being or scheduled for activation by a specified period of time.

**UNCLASSIFIED**

## UNCLASSIFIED

TABLE 148 - AIR NATIONAL GUARD PERSONNEL GRADE AND AGE ANALYSIS - 30 JUNE 1969

GRADE	TOTAL	AGE GROUPING BY YEARS										AVERAGE AGE
		17-20	21-25	26-30	31-35	36-40	41-45	46-50	51-55	56-60	61-65	
<u>TOTAL OFFICER</u>	<u>10,281</u>	<u>2</u>	<u>689</u>	<u>2,081</u>	<u>2,395</u>	<u>2,309</u>	<u>1,161</u>	<u>1,257</u>	<u>335</u>	<u>52</u>	-	<u>36</u>
General. . . . .	74	-	-	-	-	-	7	37	23	7	-	50
Colonel. . . . .	277	-	-	-	-	1	41	146	75	14	-	49
Lieutenant Colonel . .	1,348	-	-	-	5	148	364	639	170	22	-	46
Major. . . . .	2,793	-	-	6	421	1,366	634	341	23	2	-	39
Captain. . . . .	3,359	-	7	759	1,733	769	87	4	-	-	-	33
First Lieutenant . . .	903	-	105	619	170	9	-	-	-	-	-	28
Second Lieutenant. . .	1,341	2	577	697	65	-	-	-	-	-	-	25
Warrant Officer. . . .	186	-	-	-	1	16	28	90	44	7	-	47
<u>TOTAL AIRMAN</u>	<u>73,133</u>	<u>13,039</u>	<u>28,808</u>	<u>15,858</u>	<u>5,746</u>	<u>4,709</u>	<u>2,136</u>	<u>1,869</u>	<u>786</u>	<u>179</u>	<u>3</u>	<u>26</u>
Chief Master Sergeant.	838	-	-	-	39	190	187	291	111	20	-	44
Senior Master Sergeant	1,572	-	-	17	227	521	294	343	145	25	-	42
Master Sergeant. . . .	5,105	-	-	232	1,313	1,769	769	653	288	80	1	39
Technical Sergeant . .	5,855	-	75	1,295	2,188	1,288	490	342	145	32	-	35
Staff Sergeant . . . .	13,264	14	3,992	5,938	1,765	856	356	231	90	20	2	28
Sergeant . . . . .	18,313	873	11,592	5,557	166	71	37	8	7	2	-	24
Airman First Class . .	18,381	5,621	10,062	2,640	43	11	3	1	-	-	-	22
Airman . . . . .	7,272	4,823	2,279	162	5	3	-	-	-	-	-	20
Airman Basic . . . . .	2,533	1,708	808	17	-	-	-	-	-	-	-	19

Source: Personnel Division, Plans Policy and Systems Branch, National Guard Bureau

UNCLASSIFIED

UNCLASSIFIED

TABLE 149 -- AUTHORIZED AND ASSIGNED AIR NATIONAL GUARD PERSONNEL IN FEDERALLY RECOGNIZED UNITS BY STATE AND THE US POSSESSION OF PUERTO RICO -- 30 JUNE 1969

STATES AND US POSSESSIONS	FEDERALLY RECOGNIZED UNITS	AUTHORIZED STRENGTH				ASSIGNED STRENGTH			
		Total	Officer	Warrant Officer	Airman	Total	Officer	Warrant Officer	Airman
<u>TOTAL</u> . . . . .	<u>859</u>	<u>100,747</u>	<u>13,771</u>	<u>12</u>	<u>86,964</u>	<u>83,414</u>	<u>10,095</u>	<u>186</u>	<u>73,133</u>
<u>UNITED STATES - TOTAL</u> . .	<u>850</u>	<u>99,498</u>	<u>13,611</u>	<u>12</u>	<u>85,875</u>	<u>82,353</u>	<u>9,965</u>	<u>185</u>	<u>72,203</u>
Alabama . . . . .	21	2,811	299	-	2,512	2,341	229	7	2,105
Alaska . . . . .	8	740	103	-	637	302	47	-	255
Arizona . . . . .	14	1,818	239	-	1,579	1,559	206	4	1,349
Arkansas . . . . .	18	2,119	243	-	1,876	1,741	186	3	1,552
California . . . . .	43	5,749	774	-	4,975	4,775	599	16	4,160
Colorado . . . . .	13	1,274	152	1	1,121	1,034	115	4	915
Connecticut . . . . .	8	1,187	128	-	1,059	927	87	4	836
Delaware . . . . .	9	997	185	-	812	878	138	2	738
District of Columbia . .	12	1,236	156	-	1,080	901	96	4	801
Florida . . . . .	7	937	105	-	832	778	83	4	691
Georgia . . . . .	25	3,327	524	-	2,803	2,974	420	8	2,546
Hawaii . . . . .	15	1,754	182	-	1,572	1,492	141	1	1,350
Idaho . . . . .	7	937	105	-	832	750	75	3	672
Illinois . . . . .	25	2,845	391	-	2,454	2,430	321	4	2,105
Indiana . . . . .	20	1,844	259	-	1,585	1,449	180	1	1,268
Iowa . . . . .	16	2,075	290	-	1,785	1,695	185	7	1,503
Kansas . . . . .	16	1,680	227	-	1,453	1,441	158	2	1,281
Kentucky . . . . .	10	1,020	131	1	888	734	90	1	643
Louisiana . . . . .	10	1,217	123	-	1,094	950	90	3	857
Maine . . . . .	10	1,318	179	-	1,139	1,061	118	-	943
Maryland . . . . .	16	1,675	246	1	1,428	1,308	178	1	1,129
Massachusetts . . . . .	24	2,562	313	2	2,247	1,985	230	6	1,749
Michigan . . . . .	25	2,710	362	-	2,348	2,278	261	1	2,016
Minnesota . . . . .	18	2,049	320	-	1,729	1,766	239	2	1,525
Mississippi . . . . .	21	2,393	333	-	2,060	1,957	222	1	1,734
Missouri . . . . .	24	2,666	419	-	2,247	2,234	302	4	1,928
Montana . . . . .	7	937	105	-	832	760	67	1	692
Nebraska . . . . .	9	965	121	-	844	883	96	1	786
Nevada . . . . .	8	948	105	1	842	620	64	1	555
New Hampshire . . . . .	10	1,002	182	1	819	881	139	-	742
New Jersey . . . . .	26	2,989	428	-	2,561	2,356	293	3	2,060
New Mexico . . . . .	8	851	111	1	739	862	92	-	770
New York . . . . .	46	5,646	905	-	4,741	4,729	545	11	4,173
North Carolina . . . . .	13	1,216	203	-	1,013	1,041	157	1	883
North Dakota . . . . .	7	943	107	1	835	765	88	-	677
Ohio . . . . .	42	4,895	639	-	4,256	4,037	460	4	3,573
Oklahoma . . . . .	23	2,554	430	1	2,123	2,230	303	6	1,921
Oregon . . . . .	10	1,412	136	1	1,275	1,143	92	10	1,041
Pennsylvania . . . . .	37	4,365	608	-	3,757	3,741	491	14	3,236
Rhode Island . . . . .	9	1,224	196	-	1,028	981	124	6	851
South Carolina . . . . .	9	1,105	114	1	990	864	82	1	781
South Dakota . . . . .	7	943	105	-	838	767	80	3	684
Tennessee . . . . .	32	3,635	618	-	3,017	3,229	489	8	2,732
Texas . . . . .	28	3,371	398	-	2,973	2,791	320	2	2,469

UNCLASSIFIED

## UNCLASSIFIED

TABLE 149 — AUTHORIZED AND ASSIGNED AIR NATIONAL GUARD PERSONNEL IN FEDERALLY RECOGNIZED UNITS BY STATE AND THE US POSSESSION OF PUERTO RICO — 30 JUNE 1969 (CONTINUED)

STATES AND US POSSESSIONS	FEDERALLY RECOGNIZED UNITS	AUTHORIZED STRENGTH				ASSIGNED STRENGTH			
		Total	Officer	Warrant Officer	Airman	Total	Officer	Warrant Officer	Airman
<u>UNITED STATES (Continued)</u>									
Utah . . . . .	11	1,277	201	-	1,076	1,048	124	9	915
Vermont . . . . .	7	943	105	-	838	748	81	-	667
Virginia . . . . .	9	858	117	-	741	693	85	-	608
Washington . . . . .	16	1,865	196	-	1,669	1,529	158	4	1,367
West Virginia . . . . .	16	1,644	271	-	1,373	1,418	219	2	1,197
Wisconsin . . . . .	17	2,146	287	-	1,859	1,740	216	3	1,521
Wyoming . . . . .	8	824	135	-	689	757	104	2	651
<u>US POSSESSION - TOTAL</u> .	<u>9</u>	<u>1,249</u>	<u>160</u>	<u>-</u>	<u>1,089</u>	<u>1,061</u>	<u>130</u>	<u>1</u>	<u>930</u>
Puerto Rico . . . . .	9	1,249	160	-	1,089	1,061	130	1	930

Source: Personnel Division, Personnel Plans Policy and Systems Branch, National Guard Bureau

TABLE 150 — AIR NATIONAL GUARD TRAINING BY TYPE, UNITED STATES AND POSSESSIONS, BY QUARTER — 1969

TYPE OF TRAINING	NUMBER COMPLETING FLYING AND TECHNICAL TRAINING				
	Total	First Quarter	Second Quarter	Third Quarter	Fourth Quarter
<u>TOTAL</u> . . . . .	<u>3,484</u>	<u>981</u>	<u>645</u>	<u>572</u>	<u>1,286</u>
Officer . . . . .	1,741	361	369	323	688
Airman . . . . .	1,743	620	276	249	598
<u>NAVIGATOR TRAINING - TOTAL</u> . . . . .	<u>63</u>	<u>20</u>	<u>13</u>	<u>14</u>	<u>16</u>
Officer . . . . .	63	20	13	14	16
<u>PILOT TRAINING - TOTAL</u> . . . . .	<u>123</u>	<u>17</u>	<u>15</u>	<u>23</u>	<u>68</u>
Officer . . . . .	123	17	15	23	68
<u>TECHNICAL TRAINING - TOTAL</u> . . . . .	<u>3,298</u>	<u>944</u>	<u>617</u>	<u>535</u>	<u>1,202</u>
Officer . . . . .	1,555	324	341	286	604
Airman . . . . .	1,743	620	276	249	598

Source: Personnel Division, Personnel Plans Policy and Systems Branch, National Guard Bureau

UNCLASSIFIED

~~CONFIDENTIAL~~

TABLE 151 - FUNCTIONAL DISTRIBUTION OF AIR NATIONAL GUARD AIRCRAFT BY MISSION AND DESIGN, WORLD-WIDE - 30 JUNE 1969

(IRAN - Inspection and Repair As Necessary)

376-034 O - 70 - 23

MISSION AND DESIGN OF AIRCRAFT	AIR-CRAFT TOTAL	ACTIVE							
		Total	Operating Active				Non-Operating Active		
			Total	Tactical and Combat Support	Training	Administrative	Total	Maintenance, Modification and IRAN	Other
<b>TOTAL</b> . . . . .	<u>1,660</u>	<u>1,660</u>	<u>1,498</u>	<u>1,488</u>	<u>4</u>	<u>6</u>	<u>162</u>	<u>137</u>	<u>25</u>
<b>TANKER - TOTAL</b> . . . . .	<u>54</u>	<u>54</u>	<u>54</u>	<u>54</u>	-	-	-	-	-
KC-97L . . . . .	54	54	54	54	-	-	-	-	-
<b>FIGHTER - TOTAL</b> . . . . .	<u>840</u>	<u>840</u>	<u>743</u>	<u>739</u>	<u>4</u>	-	<u>97</u>	<u>80</u>	<u>17</u>
F-105B . . . . .	28	28	25	25	-	-	3	2	1
F-104C . . . . .	15	15	15	15	-	-	-	-	-
F-104D . . . . .	3	3	3	3	-	-	-	-	-
F-102A . . . . .	318	318	273	273	-	-	45	30	15
TF-102A . . . . .	27	27	24	24	-	-	3	3	-
NF-102A . . . . .	1	1	1	-	1	-	-	-	-
F-101F . . . . .	1	1	1	-	1	-	-	-	-
TF-101F . . . . .	2	2	2	-	2	-	-	-	-
F-100C . . . . .	130	130	129	129	-	-	1	-	1
F-100F . . . . .	9	9	9	9	-	-	-	-	-
F-89J . . . . .	8	8	8	8	-	-	-	-	-
F-86H . . . . .	53	53	47	47	-	-	6	6	-
F-84F . . . . .	245	245	206	206	-	-	39	39	-
<b>RECONNAISSANCE - TOTAL</b> . . . . .	<u>236</u>	<u>236</u>	<u>210</u>	<u>210</u>	-	-	<u>26</u>	<u>25</u>	<u>1</u>
EC-121S . . . . .	4	4	3	3	-	-	1	1	-
RF-101C . . . . .	5	5	5	5	-	-	-	-	-
RF-101G . . . . .	26	26	17	17	-	-	9	8	1
RF-101H . . . . .	29	29	27	27	-	-	2	2	-
RF-84F . . . . .	142	142	130	130	-	-	12	12	-
RB-57A . . . . .	28	28	26	26	-	-	2	2	-
RB-57C . . . . .	1	1	1	1	-	-	-	-	-
RB-57E . . . . .	1	1	1	1	-	-	-	-	-
<b>SEARCH AND RESCUE - TOTAL</b> . . . . .	<u>18</u>	<u>18</u>	<u>16</u>	<u>16</u>	-	-	<u>2</u>	<u>2</u>	-
HU-16B . . . . .	18	18	16	16	-	-	2	2	-

~~CONFIDENTIAL~~

DOWNGRADED TO:  
UNCLASSIFIED AFTER 1 YEAR

325

TABLE 151 — FUNCTIONAL DISTRIBUTION OF AIR NATIONAL GUARD AIRCRAFT BY MISSION AND DESIGN, WORLD-WIDE —  
30 JUN 1969 (CONTINUED)

MISSION AND DESIGN OF AIRCRAFT	AIR-CRAFT TOTAL	ACTIVE							
		Total	Operating Active				Non-Operating Active		
			Total	Tactical and Combat Support	Training	Administrative	Total	Maintenance, Modification and IRAN	Other
<b>CARGO - TOTAL</b>	<b>297</b>	<b>297</b>	<b>274</b>	<b>269</b>	-	2	23	21	2
C-124C	83	83	70	70	-	-	13	13	-
C-123J	8	8	6	6	-	-	2	2	-
C-121C	25	25	23	22	-	1	2	2	-
VC-121C	1	1	-	-	-	-	1	1	-
C-121G	16	16	15	15	-	-	1	-	1
C-119G	18	18	18	18	-	-	-	-	-
C-97E	1	1	1	1	-	-	-	-	-
C-97G	75	75	75	75	-	-	-	-	-
C-54D	14	14	13	13	-	-	1	1	-
VC-54D	2	2	1	1	-	-	1	-	1
C-54E	9	9	9	9	-	-	-	-	-
C-54G	13	13	12	12	-	-	1	1	-
VC-54G	1	1	1	1	-	-	-	-	-
C-54M	8	8	7	7	-	-	1	1	-
C-47A	4	4	4	4	-	-	-	-	-
VC-47A	13	13	13	13	-	-	-	-	-
C-47D	1	1	1	1	-	-	-	-	-
VC-47D	1	1	1	1	-	-	-	-	-
VT-29E	1	1	1	-	-	1	-	-	-
VB-26B	3	3	3	-	-	3	-	-	-
<b>TRAINER - TOTAL</b>	<b>140</b>	<b>140</b>	<b>129</b>	<b>129</b>	-	-	<b>11</b>	<b>9</b>	<b>2</b>
T-33A	140	140	129	129	-	-	11	9	2
<b>UTILITY - TOTAL</b>	<b>75</b>	<b>75</b>	<b>72</b>	<b>71</b>	-	1	<b>3</b>	-	<b>3</b>
U-10D	23	23	23	23	-	-	-	-	-
U-3A	47	47	44	44	-	-	3	-	3
U-3B	5	5	5	4	-	1	-	-	-

Source: Data Applications Division, Data Services Center, Comptroller of the Air Force.

DOWNGRADED TO:  
UNCLASSIFIED AFTER 1 YEAR

~~CONFIDENTIAL~~

~~SECRET~~

TABLE 152 - AIR NATIONAL GUARD AVERAGE AIRCRAFT AND HOURS FLOWN BY QUARTER,  
WORLD-WIDE - FY 1969

MISSION, DESIGN, AND SERIES	TOTAL AVERAGE AIRCRAFT	TOTAL HOURS FLOWN	FIRST QUARTER		SECOND QUARTER		THIRD QUARTER		FOURTH QUARTER	
			AVERAGE AIRCRAFT	HOURS FLOWN	AVERAGE AIRCRAFT	HOURS FLOWN	AVERAGE AIRCRAFT	HOURS FLOWN	AVERAGE AIRCRAFT	HOURS FLOWN
<b>TOTALS . . . . .</b>	<b>1,318</b>	<b>413,306</b>	<b>1,305</b>	<b>107,819</b>	<b>1,276</b>	<b>94,099</b>	<b>1,332</b>	<b>96,446</b>	<b>1,360</b>	<b>114,942</b>
OPERATING ACTIVE. . . . .	1,312	412,484	1,299	107,616	1,271	93,951	1,325	96,286	1,353	114,631
NON-OPERATING ACTIVE. . . . .	6	822	6	203	5	148	7	160	7	311
OPERATING ACTIVE										
<b>BOMBER - TOTAL. . . . .</b>	<b>26</b>	<b>7,411</b>	<b>28</b>	<b>2,377</b>	<b>25</b>	<b>1,606</b>	<b>25</b>	<b>1,545</b>	<b>26</b>	<b>1,883</b>
B/RB-57C. . . . .	1	328	1	112	1	58	1	57	1	101
B/EB/RB-57E . . . . .	1	177	1	67	1	39	1	21	1	50
EB/RB-57A . . . . .	24	6,906	26	2,198	23	1,509	23	1,467	24	1,732
<b>TANKER - TOTAL. . . . .</b>	<b>52</b>	<b>17,887</b>	<b>54</b>	<b>4,687</b>	<b>50</b>	<b>4,494</b>	<b>50</b>	<b>4,651</b>	<b>52</b>	<b>4,055</b>
KC-97L. . . . .	52	17,887	54	4,687	50	4,494	50	4,651	52	4,055
<b>FIGHTER - TOTAL. . . . .</b>	<b>644</b>	<b>157,454</b>	<b>651</b>	<b>42,802</b>	<b>622</b>	<b>35,667</b>	<b>648</b>	<b>34,656</b>	<b>653</b>	<b>44,329</b>
F-105B. . . . .	22	4,549	23	1,298	24	1,104	22	993	20	1,154
F-104C. . . . .	14	1,739	15	443	14	461	15	545	10	290
F-104D. . . . .	2	394	2	118	2	87	2	64	2	125
F-102A. . . . .	288	82,575	311	22,106	285	19,643	276	16,377	278	24,449
TF-102A . . . . .	26	7,533	29	2,000	27	1,839	24	1,485	25	2,209
F/TF-101F . . . . .	1	90	-	-	-	6	1	43	1	41
F-100C. . . . .	22	5,574	18	1,381	16	1,185	17	1,295	35	1,713
F-100F. . . . .	2	602	2	137	2	120	2	201	3	144
F-89J . . . . .	35	8,275	39	2,210	39	2,259	37	2,208	26	1,598
F-86H . . . . .	25	3,905	-	-	3	6	50	1,248	48	2,651
F-84F . . . . .	207	42,218	212	13,109	210	8,957	202	10,197	205	9,955
<b>RECONNAISSANCE - TOTAL. . . . .</b>	<b>136</b>	<b>30,657</b>	<b>125</b>	<b>7,096</b>	<b>122</b>	<b>5,944</b>	<b>141</b>	<b>7,422</b>	<b>158</b>	<b>10,195</b>
EC-121K . . . . .	-	4	-	4	-	-	-	-	-	-
EC-121S . . . . .	1	361	-	16	1	21	2	118	2	206
RF-101A/B/C/G/H . . . . .	10	1,674	-	-	1	4	13	633	26	1,037
RF-84F. . . . .	125	28,618	125	7,076	120	5,919	126	6,671	130	8,952
<b>SEARCH AND RESCUE - TOTAL</b>	<b>14</b>	<b>4,024</b>	<b>13</b>	<b>1,039</b>	<b>14</b>	<b>901</b>	<b>14</b>	<b>947</b>	<b>15</b>	<b>1,137</b>
HU-16B. . . . .	14	4,024	13	1,039	14	901	14	947	15	1,137
<b>CARGO - TOTAL. . . . .</b>	<b>278</b>	<b>155,019</b>	<b>278</b>	<b>39,832</b>	<b>274</b>	<b>36,745</b>	<b>282</b>	<b>37,410</b>	<b>278</b>	<b>41,032</b>
C-124C. . . . .	67	47,923	64	11,330	64	10,428	67	11,623	73	14,542
C-123J. . . . .	6	2,517	7	668	6	490	6	489	7	870
C-121C. . . . .	22	14,239	24	3,891	22	3,864	21	3,281	22	3,203
VC-121C. . . . .	-	277	-	-	-	-	1	102	1	175
C-121G. . . . .	10	7,048	4	1,296	7	1,480	15	2,233	14	2,039
C-119C. . . . .	10	2,827	14	1,099	16	1,059	9	657	1	12
C/AC-119G/J/K . . . . .	8	1,511	-	-	-	-	13	393	17	1,118
C-97D/E/F/G/K . . . . .	93	55,409	100	15,338	98	14,295	90	12,911	83	12,865
C/VC-54D/E/G/M. . . . .	39	16,271	39	4,101	40	3,660	38	4,061	38	4,449
C/AC/VC-47A/B/D . . . . .	19	5,043	22	1,543	17	1,011	18	1,234	18	1,255
VT-29E. . . . .	1	558	1	146	1	138	1	139	1	135
B/VB-26 . . . . .	3	1,396	3	420	3	320	3	287	3	369
<b>TRAINER - TOTAL. . . . .</b>	<b>121</b>	<b>31,153</b>	<b>128</b>	<b>8,192</b>	<b>122</b>	<b>6,779</b>	<b>116</b>	<b>7,443</b>	<b>119</b>	<b>8,739</b>
T-33A . . . . .	121	31,144	128	8,183	122	6,779	116	7,443	119	8,739
T/VT-29B. . . . .	-	9	-	9	-	-	-	-	-	-
<b>UTILITY - TOTAL. . . . .</b>	<b>41</b>	<b>8,879</b>	<b>22</b>	<b>1,591</b>	<b>42</b>	<b>1,815</b>	<b>49</b>	<b>2,212</b>	<b>52</b>	<b>3,261</b>
U-3A/B. . . . .	19	2,640	-	-	19	394	28	725	31	1,521
U-10A/B/D . . . . .	22	6,239	22	1,591	23	1,421	21	1,487	21	1,740

Source: Data Applications Division, Data Services Center, Comptroller of the Air Force

~~SECRET~~

DOWNGRADED TO: UNCLASSIFIED AFTER 1 YEAR
---

~~SECRET~~ (This page is Confidential.)

TABLE 153 - AGE (IN MONTHS) DISTRIBUTION OF AIR NATIONAL GUARD ACTIVE

MISSION, DESIGN, SERIES	AVERAGE AGE IN MONTHS	AIRCRAFT TOTAL	ACTIVE AIRCRAFT BY AGE (IN MONTHS)										
			0 thru 12	13 thru 24	25 thru 36	37 thru 48	49 thru 60	61 thru 72	73 thru 84	85 thru 96	97 thru 108	109 thru 120	121 thru 132
<u>TOTAL</u> . . . . .		<u>1660</u>	-	<u>3</u>	<u>15</u>	-	-	-	-	-	<u>5</u>	<u>12</u>	<u>75</u>
<u>TANKER - TOTAL</u> . . . . .		<u>54</u>	-	-	-	-	-	-	-	-	-	-	-
KC-97L . . . . .	176.3	54	-	-	-	-	-	-	-	-	-	-	-
<u>FIGHTER - TOTAL</u> . . . . .		<u>340</u>	-	-	-	-	-	-	-	-	-	<u>11</u>	<u>51</u>
F-34F . . . . .	173.2	245	-	-	-	-	-	-	-	-	-	-	-
F-36H . . . . .	171.4	53	-	-	-	-	-	-	-	-	-	-	-
F-39F . . . . .	177.3	3	-	-	-	-	-	-	-	-	-	-	-
F-100C . . . . .	163.5	130	-	-	-	-	-	-	-	-	-	-	-
F-100F . . . . .	137.3	9	-	-	-	-	-	-	-	-	-	-	2
F-101F . . . . .	122.0	1	-	-	-	-	-	-	-	-	-	-	1
TF-101F . . . . .	137.0	2	-	-	-	-	-	-	-	-	-	-	-
F-102A . . . . .	144.0	318	-	-	-	-	-	-	-	-	-	-	13
TF-102A . . . . .	140.1	27	-	-	-	-	-	-	-	-	-	-	-
NTF-102A . . . . .	159.0	1	-	-	-	-	-	-	-	-	-	-	-
F-104C . . . . .	129.2	15	-	-	-	-	-	-	-	-	-	-	15
F-104D . . . . .	121.0	3	-	-	-	-	-	-	-	-	-	-	1
F-105B . . . . .	121.3	23	-	-	-	-	-	-	-	-	-	9	19
<u>RECONNAISSANCE - TOTAL</u> . . . . .		<u>236</u>	-	-	-	-	-	-	-	-	-	-	<u>1</u>
RE-57A . . . . .	131.5	23	-	-	-	-	-	-	-	-	-	-	-
RE-57C . . . . .	170.0	1	-	-	-	-	-	-	-	-	-	-	-
RE-57E . . . . .	155.0	1	-	-	-	-	-	-	-	-	-	-	-
EC-121S . . . . .	164.0	4	-	-	-	-	-	-	-	-	-	-	-
RF-34F . . . . .	161.1	142	-	-	-	-	-	-	-	-	-	-	-
RF-101C . . . . .	133.4	5	-	-	-	-	-	-	-	-	-	-	1
RF-101G . . . . .	142.3	26	-	-	-	-	-	-	-	-	-	-	-
RF-101H . . . . .	133.0	29	-	-	-	-	-	-	-	-	-	-	-
<u>SEARCH &amp; RESCUE - TOTAL</u> . . . . .		<u>13</u>	-	-	-	-	-	-	-	-	-	-	-
HU-16B . . . . .	204.3	13	-	-	-	-	-	-	-	-	-	-	-
<u>CARGO - TOTAL</u> . . . . .		<u>297</u>	-	-	-	-	-	-	-	-	-	-	<u>1</u>
VB-26P . . . . .	228.0	3	-	-	-	-	-	-	-	-	-	-	-
C-47A . . . . .	302.3	4	-	-	-	-	-	-	-	-	-	-	-
VC-47A . . . . .	303.3	13	-	-	-	-	-	-	-	-	-	-	-
C-47D . . . . .	293.0	1	-	-	-	-	-	-	-	-	-	-	-
VC-47D . . . . .	284.0	1	-	-	-	-	-	-	-	-	-	-	-
C-54B . . . . .	233.5	14	-	-	-	-	-	-	-	-	-	-	-
VC-54D . . . . .	228.5	2	-	-	-	-	-	-	-	-	-	-	-
C-54E . . . . .	291.7	9	-	-	-	-	-	-	-	-	-	-	-
C-54G . . . . .	227.2	13	-	-	-	-	-	-	-	-	-	-	-
VC-54G . . . . .	234.0	1	-	-	-	-	-	-	-	-	-	-	-
C-54M . . . . .	291.9	3	-	-	-	-	-	-	-	-	-	-	-
C-57E . . . . .	212.0	1	-	-	-	-	-	-	-	-	-	-	-
C-57G . . . . .	177.2	75	-	-	-	-	-	-	-	-	-	-	-
C-119G . . . . .	175.3	18	-	-	-	-	-	-	-	-	-	-	-
C-121C . . . . .	162.6	25	-	-	-	-	-	-	-	-	-	-	-
VC-121C . . . . .	164.0	1	-	-	-	-	-	-	-	-	-	-	-
C-121G . . . . .	175.3	16	-	-	-	-	-	-	-	-	-	-	1
C-123J . . . . .	137.4	3	-	-	-	-	-	-	-	-	-	-	-
C-124C . . . . .	183.0	83	-	-	-	-	-	-	-	-	-	-	-
VT-29E . . . . .	197.0	1	-	-	-	-	-	-	-	-	-	-	-
<u>TRAINER - TOTAL</u> . . . . .		<u>140</u>	-	-	-	-	-	-	-	-	-	<u>1</u>	<u>1</u>
T-33A . . . . .	177.5	140	-	-	-	-	-	-	-	-	-	1	1
<u>UTILITY - TOTAL</u> . . . . .		<u>75</u>	-	<u>3</u>	<u>15</u>	-	-	-	-	-	<u>4</u>	-	<u>21</u>
U-3A . . . . .	136.2	47	-	-	-	-	-	-	-	-	-	-	21
U-3B . . . . .	102.2	5	-	-	-	-	-	-	-	-	5	-	-
U-10D . . . . .	25.0	23	-	3	15	-	-	-	-	-	-	-	-

Source: Data Applications Division, Data Services, Center, Comptroller of the Air Force

~~SECRET~~ (This page is Confidential.)

DOWNGRADED TO:  
UNCLASSIFIED AFTER 1 YEAR



~~CONFIDENTIAL~~

AIRCRAFT BY MISSION, DESIGN, AND SERIES, WORLD-WIDE - 30 JUN 1969

ACTIVE AIRCRAFT BY AGE (IN MONTHS)															MISSION, DESIGN, SERIES
133 thru 144	145 thru 156	157 thru 168	169 thru 180	181 thru 192	193 thru 204	205 thru 216	217 thru 228	229 thru 240	241 thru 252	253 thru 264	265 thru 276	277 thru 288	289 thru 300	301 and over	
<u>266</u>	<u>229</u>	<u>292</u>	<u>352</u>	<u>295</u>	<u>25</u>	<u>11</u>	-	-	-	-	-	<u>19</u>	<u>34</u>	<u>16</u>	<u>TOTAL</u>
-	<u>3</u>	<u>14</u>	<u>2</u>	<u>28</u>	<u>2</u>	-	-	-	-	-	-	-	-	-	<u>TANKER - TOTAL</u>
-	<u>8</u>	<u>14</u>	<u>2</u>	<u>28</u>	<u>2</u>	-	-	-	-	-	-	-	-	-	KC-97L
<u>173</u>	<u>147</u>	<u>160</u>	<u>200</u>	<u>93</u>	-	-	-	-	-	-	-	-	-	-	<u>FIGHTER - TOTAL</u>
-	-	<u>6</u>	<u>147</u>	<u>92</u>	-	-	-	-	-	-	-	-	-	-	F-24F
-	-	<u>8</u>	<u>45</u>	-	-	-	-	-	-	-	-	-	-	-	F-36H
-	-	-	<u>7</u>	<u>1</u>	-	-	-	-	-	-	-	-	-	-	F-39J
-	-	<u>129</u>	<u>1</u>	-	-	-	-	-	-	-	-	-	-	-	F-100C
<u>6</u>	<u>1</u>	-	-	-	-	-	-	-	-	-	-	-	-	-	F-100F
-	-	-	-	-	-	-	-	-	-	-	-	-	-	-	F-101F
<u>2</u>	-	-	-	-	-	-	-	-	-	-	-	-	-	-	TF-101F
<u>150</u>	<u>138</u>	<u>17</u>	-	-	-	-	-	-	-	-	-	-	-	-	F-102A
<u>20</u>	<u>7</u>	-	-	-	-	-	-	-	-	-	-	-	-	-	TF-102A
-	<u>1</u>	-	-	-	-	-	-	-	-	-	-	-	-	-	NTF-102A
-	-	-	-	-	-	-	-	-	-	-	-	-	-	-	F-104C
-	-	-	-	-	-	-	-	-	-	-	-	-	-	-	F-104D
-	-	-	-	-	-	-	-	-	-	-	-	-	-	-	F-105B
<u>56</u>	<u>64</u>	<u>49</u>	<u>47</u>	<u>19</u>	-	-	-	-	-	-	-	-	-	-	<u>RECONNAISSANCE - TOTAL</u>
-	-	-	<u>10</u>	<u>13</u>	-	-	-	-	-	-	-	-	-	-	RB-57A
-	-	-	<u>1</u>	-	-	-	-	-	-	-	-	-	-	-	RB-57C
-	<u>1</u>	-	-	-	-	-	-	-	-	-	-	-	-	-	RB-57E
-	<u>60</u>	<u>45</u>	<u>36</u>	<u>1</u>	-	-	-	-	-	-	-	-	-	-	EC-121S
-	-	-	-	-	-	-	-	-	-	-	-	-	-	-	RF-34F
<u>4</u>	-	-	-	-	-	-	-	-	-	-	-	-	-	-	RF-101C
<u>23</u>	<u>3</u>	-	-	-	-	-	-	-	-	-	-	-	-	-	RF-101G
<u>29</u>	-	-	-	-	-	-	-	-	-	-	-	-	-	-	RF-101H
-	-	-	-	-	<u>8</u>	<u>10</u>	-	-	-	-	-	-	-	-	<u>SEARCH &amp; RESCUE - TOTAL</u>
-	-	-	-	-	<u>3</u>	<u>10</u>	-	-	-	-	-	-	-	-	HU-16B
<u>8</u>	<u>4</u>	<u>44</u>	<u>74</u>	<u>32</u>	<u>14</u>	<u>1</u>	-	-	-	-	-	<u>19</u>	<u>34</u>	<u>16</u>	<u>CARGO - TOTAL</u>
-	-	-	-	-	-	-	-	-	-	-	-	-	<u>3</u>	<u>4</u>	VH-26B
-	-	-	-	-	-	-	-	-	-	-	-	-	-	<u>12</u>	C-47A
-	-	-	-	-	-	-	-	-	-	-	-	-	-	-	VC-47A
-	-	-	-	-	-	-	-	-	-	-	-	-	-	-	C-47D
-	-	-	-	-	-	-	-	-	-	-	-	-	-	-	VC-47D
-	-	-	-	-	-	-	-	-	-	-	-	<u>1</u>	-	-	C-47D
-	-	-	-	-	-	-	-	-	-	-	-	<u>7</u>	<u>7</u>	-	VC-54D
-	-	-	-	-	-	-	-	-	-	-	-	<u>1</u>	<u>1</u>	-	VC-54D
-	-	-	-	-	-	-	-	-	-	-	-	-	<u>9</u>	-	C-54E
-	-	-	-	-	-	-	-	-	-	-	-	-	<u>4</u>	-	C-46G
-	-	-	-	-	-	-	-	-	-	-	-	<u>1</u>	-	-	VC-54G
-	-	-	-	-	-	-	-	-	-	-	-	-	<u>8</u>	-	C-54M
-	-	-	-	-	-	<u>1</u>	-	-	-	-	-	-	-	-	C-97E
-	<u>4</u>	<u>18</u>	<u>13</u>	<u>35</u>	<u>5</u>	-	-	-	-	-	-	-	-	-	C-97G
-	-	<u>1</u>	<u>11</u>	<u>6</u>	-	-	-	-	-	-	-	-	-	-	C-119G
-	-	<u>24</u>	<u>1</u>	-	-	-	-	-	-	-	-	-	-	-	C-121C
-	-	<u>1</u>	-	-	-	-	-	-	-	-	-	-	-	-	VC-121C
-	-	-	<u>15</u>	-	-	-	-	-	-	-	-	-	-	-	C-121G
<u>3</u>	-	-	<u>34</u>	<u>41</u>	<u>3</u>	-	-	-	-	-	-	-	-	-	C-123B
-	-	-	-	-	<u>1</u>	-	-	-	-	-	-	-	-	-	C-124C
-	-	-	-	-	-	-	-	-	-	-	-	-	-	-	VT-29E
<u>2</u>	<u>2</u>	<u>28</u>	<u>32</u>	<u>73</u>	<u>1</u>	-	-	-	-	-	-	-	-	-	<u>TRAINER - TOTAL</u>
<u>2</u>	<u>2</u>	<u>28</u>	<u>32</u>	<u>73</u>	<u>1</u>	-	-	-	-	-	-	-	-	-	T-33A
<u>22</u>	<u>4</u>	-	-	-	-	-	-	-	-	-	-	-	-	-	<u>UTILITY - TOTAL</u>
<u>22</u>	<u>4</u>	-	-	-	-	-	-	-	-	-	-	-	-	-	U-3A
-	-	-	-	-	-	-	-	-	-	-	-	-	-	-	U-3B
-	-	-	-	-	-	-	-	-	-	-	-	-	-	-	U-10D

~~CONFIDENTIAL~~

DOWNGRADED TO:  
UNCLASSIFIED AFTER 1 YEAR

~~UNCLASSIFIED~~  
**COMPONENTS - RESERVE FORCES AND ROTC (CONTINUED)**

**AIR FORCE RESERVE OFFICERS TRAINING CORPS (AFROTC)**



**DEFINITIONS**

PROFESSIONAL OFFICER COURSE (POC) - The third and fourth year program of instruction in Aerospace Studies.

AFROTC CADET ENROLLMENT - Air Force Reserve Officers' Training Corps cadets who participate in ROTC training in conjunction with the academic curriculum at civilian education institutions. Includes cadets who are tentatively accepted and conditionally enrolled in the POC pending determination of eligibility for enrollment.

AEROSPACE STUDIES - The official designation of the Air Force ROTC program of instruction.

GENERAL MILITARY COURSE (GMC) - The first and second years of instruction in Aerospace Studies.

CATEGORY I-N - Comprises cadets who qualify for navigator training.

CATEGORY I-P - Comprises cadets who qualify for pilot training.

CATEGORY II - Comprises cadets pursuing prescribed engineering and scientific courses of study.

CATEGORY III - Comprises cadets pursuing non-technical courses of study.

Source: Precommission and Professional Military Education Division, Directorate of Training and Education, DCS/Personnel

~~UNCLASSIFIED~~

## UNCLASSIFIED

TABLE 154 - AIR FORCE RESERVE OFFICER TRAINING CORPS (AFROTC) CADET ENROLLMENT  
BY INSTITUTION, BY YEAR OF COURSE, BY STATE OR US POSSESSION - FY 1969

INSTITUTION BY STATE OR US POSSESSION	TOTAL	GENERAL MILITARY COURSE		PROFESSIONAL OFFICER COURSE	
		First Year	Second Year	First Year	Second Year
<u>TOTAL</u> . . . . .	<u>51,273</u>	<u>25,966</u>	<u>14,628</u>	<u>5,235</u>	<u>5,444</u>
<u>ALABAMA - TOTAL</u>	<u>2,441</u>	<u>1,329</u>	<u>806</u>	<u>153</u>	<u>153</u>
Auburn University . . . . .	1,324	727	452	66	79
Alabama, University of . . . . .	838	415	297	68	58
Tuskegee Institute . . . . .	279	187	57	19	16
<u>ARIZONA - TOTAL</u>	<u>2,615</u>	<u>1,395</u>	<u>1,046</u>	<u>94</u>	<u>80</u>
Arizona, University of . . . . .	1,571	846	643	44	38
Arizona State University . . . . .	1,044	549	403	50	42
<u>ARKANSAS - TOTAL</u>	<u>1,233</u>	<u>647</u>	<u>509</u>	<u>31</u>	<u>46</u>
Arkansas, University of . . . . .	1,233	647	509	31	46
<u>CALIFORNIA - TOTAL</u>	<u>765</u>	<u>168</u>	<u>51</u>	<u>260</u>	<u>286</u>
Fresno State College . . . . .	42	-	-	18	24
Loyola University of Los Angeles . . . . .	155	74	25	32	24
San Jose State College . . . . .	62	-	-	24	38
Stanford University . . . . .	49	20	4	12	13
California, University of . . . . .	113	25	1	25	62
Southern California, University . . . . .	135	24	21	45	45
California Institute of Technology . . . . .	17	-	-	12	5
Occidental College . . . . .	21	-	-	12	9
San Diego State College . . . . .	70	-	-	33	32
San Francisco State College . . . . .	37	-	-	24	13
University of California at Berkeley . . . . .	64	25	-	18	21
<u>COLORADO - TOTAL</u>	<u>772</u>	<u>419</u>	<u>173</u>	<u>87</u>	<u>93</u>
Colorado State University . . . . .	437	256	100	36	45
Colorado State College . . . . .	156	84	33	22	17
Colorado, University of . . . . .	179	79	40	29	31
<u>CONNECTICUT - TOTAL</u>	<u>205</u>	<u>71</u>	<u>51</u>	<u>43</u>	<u>40</u>
Trinity College . . . . .	23	-	-	11	12
Connecticut, University of . . . . .	182	71	51	32	28
<u>DISTRICT OF COLUMBIA - TOTAL</u>	<u>370</u>	<u>146</u>	<u>123</u>	<u>55</u>	<u>46</u>
Georgetown University . . . . .	30	-	-	14	16
Howard University . . . . .	250	125	86	23	16
Catholic University of America . . . . .	90	21	37	18	14
<u>FLORIDA - TOTAL</u>	<u>851</u>	<u>419</u>	<u>186</u>	<u>112</u>	<u>134</u>
Florida State University . . . . .	291	115	68	47	61
Florida, University of . . . . .	453	255	100	46	52
Miami, University of . . . . .	107	49	18	19	21
<u>GEORGIA - TOTAL</u>	<u>2,058</u>	<u>1,106</u>	<u>714</u>	<u>137</u>	<u>101</u>
Georgia, University of . . . . .	1,364	737	521	61	45
Georgia Institute of Technology . . . . .	539	311	147	52	29
Emory University . . . . .	155	58	46	24	27
<u>HAWAII - TOTAL</u>	<u>74</u>	<u>-</u>	<u>-</u>	<u>40</u>	<u>34</u>
Hawaii, University of . . . . .	74	-	-	40	34
<u>IDAHO - TOTAL</u>	<u>105</u>	<u>40</u>	<u>20</u>	<u>19</u>	<u>26</u>
Idaho, University of . . . . .	105	40	20	19	26

UNCLASSIFIED

## UNCLASSIFIED

TABLE 154 - AIR FORCE RESERVE OFFICER TRAINING CORPS (AFROT) CADET ENROLLMENT BY INSTITUTION, BY YEAR OF COURSE, BY STATE OR US POSSESSION - FY 1969 (CONTINUED)

INSTITUTION BY STATE OR US POSSESSION	Total	GENERAL MILITARY COURSE		PROFESSIONAL OFFICER COURSE	
		First Year	Second Year	First Year	Second Year
<u>ILLINOIS - TOTAL</u> . . . . .	<u>804</u>	<u>447</u>	<u>123</u>	<u>126</u>	<u>108</u>
Bradley University . . . . .	127	66	21	22	18
Illinois, University of . . . . .	246	108	49	45	44
Illinois Institute of Technology . . . . .	106	68	11	14	13
Southern Illinois University . . . . .	325	205	42	45	33
<u>INDIANA - TOTAL</u> . . . . .	<u>1,419</u>	<u>693</u>	<u>337</u>	<u>191</u>	<u>198</u>
Butler University . . . . .	59	24	11	14	10
Indiana University . . . . .	258	145	44	33	36
Purdue University . . . . .	472	230	138	50	54
Notre Dame, University of . . . . .	365	183	100	35	47
Ball State University . . . . .	33	-	-	21	12
DePauw University . . . . .	108	48	18	23	19
Evansville, University of . . . . .	124	63	26	15	20
<u>IOWA - TOTAL</u> . . . . .	<u>882</u>	<u>424</u>	<u>190</u>	<u>122</u>	<u>146</u>
Coe College . . . . .	75	33	11	19	12
Iowa State University . . . . .	239	112	54	30	43
State University of Iowa . . . . .	356	177	90	35	54
Drake University . . . . .	170	89	29	24	28
Grinnell College . . . . .	42	13	6	14	9
<u>KANSAS - TOTAL</u> . . . . .	<u>1,527</u>	<u>796</u>	<u>370</u>	<u>159</u>	<u>202</u>
Kansas State University . . . . .	828	425	214	87	102
Wichita, University of . . . . .	361	222	81	20	38
Kansas, University of . . . . .	173	73	35	28	37
Washburn University of Topeka . . . . .	165	76	40	24	25
<u>KENTUCKY - TOTAL</u> . . . . .	<u>299</u>	<u>131</u>	<u>56</u>	<u>60</u>	<u>52</u>
Kentucky, University of . . . . .	214	106	43	32	33
Louisville, University of . . . . .	85	25	13	28	19
<u>LOUISIANA - TOTAL</u> . . . . .	<u>2,202</u>	<u>1,178</u>	<u>748</u>	<u>141</u>	<u>135</u>
Louisiana Polytechnic Institute . . . . .	292	189	46	29	28
Louisiana State University & A&M College . . . . .	1,413	753	552	58	50
Southwestern Louisiana, University of . . . . .	292	155	79	29	29
Tulane University . . . . .	205	81	71	25	28
<u>MAINE - TOTAL</u> . . . . .	<u>78</u>	<u>28</u>	<u>19</u>	<u>17</u>	<u>14</u>
Colby College . . . . .	78	28	19	17	14
<u>MARYLAND - TOTAL</u> . . . . .	<u>504</u>	<u>316</u>	<u>88</u>	<u>53</u>	<u>47</u>
Maryland, University of . . . . .	504	316	88	53	47
<u>MASSACHUSETTS - TOTAL</u> . . . . .	<u>942</u>	<u>482</u>	<u>172</u>	<u>143</u>	<u>145</u>
College of the Holy Cross . . . . .	113	42	29	24	18
Lowell Technological Institute . . . . .	373	261	50	32	30
Tufts University . . . . .	73	21	23	16	13
Boston University . . . . .	69	23	15	12	19
Harvard University . . . . .	27	-	-	12	15
Massachusetts Institute of Technology . . . . .	55	19	8	17	11
Massachusetts, University of . . . . .	232	116	47	30	39
<u>MICHIGAN - TOTAL</u> . . . . .	<u>760</u>	<u>362</u>	<u>180</u>	<u>104</u>	<u>114</u>
Michigan State University . . . . .	293	156	67	34	36
Detroit, University of . . . . .	108	43	22	18	25
Michigan, University of . . . . .	172	69	44	27	32
Michigan Technological University . . . . .	187	94	47	25	21

UNCLASSIFIED

## UNCLASSIFIED

TABLE 154 - AIR FORCE RESERVE OFFICER TRAINING CORPS (AFROTC) CADET ENROLLMENT BY INSTITUTION, BY YEAR OF COURSE, BY STATE OR US POSSESSION - FY 1969 (CONTINUED)

INSTITUTION BY STATE OR US POSSESSION	Total	GENERAL MILITARY COURSE		PROFESSIONAL OFFICER COURSE	
		First Year	Second Year	First Year	Second Year
<u>MINNESOTA - TOTAL</u> . . . . .	<u>548</u>	<u>219</u>	<u>115</u>	<u>107</u>	<u>107</u>
St Olaf College . . . . .	144	63	39	21	21
St Thomas, College of . . . . .	123	50	33	16	24
Minnesota, University of . . . . .	93	-	-	50	43
Minnesota, University of (Duluth) . . . . .	188	106	43	20	19
<u>MISSISSIPPI - TOTAL</u> . . . . .	<u>1,647</u>	<u>930</u>	<u>600</u>	<u>53</u>	<u>64</u>
Mississippi State University . . . . .	1,072	608	392	29	43
Mississippi, University of . . . . .	575	322	208	24	21
<u>MISSOURI - TOTAL</u> . . . . .	<u>624</u>	<u>274</u>	<u>149</u>	<u>76</u>	<u>125</u>
St Louis University . . . . .	310	144	86	20	60
Missouri, University of . . . . .	275	130	63	37	45
Washington University . . . . .	39	-	-	19	20
<u>MONTANA - TOTAL</u> . . . . .	<u>333</u>	<u>204</u>	<u>63</u>	<u>33</u>	<u>33</u>
Montana State University . . . . .	164	104	29	15	16
Montana, University of . . . . .	169	100	34	18	17
<u>NEBRASKA - TOTAL</u> . . . . .	<u>735</u>	<u>401</u>	<u>172</u>	<u>68</u>	<u>94</u>
Nebraska, University of . . . . .	526	261	140	53	72
Nebraska, University of at Omaha . . . . .	209	140	32	15	22
<u>NEW HAMPSHIRE - TOTAL</u> . . . . .	<u>180</u>	<u>47</u>	<u>36</u>	<u>55</u>	<u>42</u>
New Hampshire, University of . . . . .	152	47	36	38	31
Dartmouth College . . . . .	28	-	-	17	11
<u>NEW JERSEY - TOTAL</u> . . . . .	<u>892</u>	<u>410</u>	<u>240</u>	<u>135</u>	<u>107</u>
Rutgers, The State University . . . . .	345	132	108	63	42
Newark College of Engineering . . . . .	268	152	60	25	31
Stevens Institute of Technology . . . . .	248	126	72	27	23
Princeton University . . . . .	31	-	-	20	11
<u>NEW MEXICO - TOTAL</u> . . . . .	<u>900</u>	<u>531</u>	<u>281</u>	<u>35</u>	<u>53</u>
New Mexico State University . . . . .	853	531	281	19	22
New Mexico, University of . . . . .	47	-	-	16	31
<u>NEW YORK - TOTAL</u> . . . . .	<u>1,720</u>	<u>735</u>	<u>434</u>	<u>264</u>	<u>287</u>
Colgate University . . . . .	21	-	-	11	10
Cornell University . . . . .	113	49	27	17	20
Fordham University . . . . .	119	50	15	20	34
New York University . . . . .	176	60	66	17	33
Syracuse University . . . . .	266	108	84	38	36
Union College . . . . .	87	29	27	18	13
Rensselaer Polytechnic Institute . . . . .	269	134	60	35	40
Manhattan College . . . . .	395	176	123	49	47
Hobart College . . . . .	19	-	-	13	6
State University of New York at Buffalo . . . . .	230	129	32	33	36
University of Rochester . . . . .	25	-	-	13	12
<u>NORTH CAROLINA - TOTAL</u> . . . . .	<u>1,176</u>	<u>587</u>	<u>308</u>	<u>124</u>	<u>157</u>
Duke University . . . . .	123	54	27	18	24
North Carolina, University of . . . . .	94	42	-	16	35
North Carolina State University . . . . .	337	145	94	50	48
East Carolina University . . . . .	183	92	52	13	26
North Carolina A&T State University . . . . .	439	254	135	27	23

UNCLASSIFIED

## UNCLASSIFIED

TABLE 154 - AIR FORCE RESERVE OFFICER TRAINING CORPS (AFROTC) CADET ENROLLMENT  
BY INSTITUTION, BY YEAR OF COURSE, BY STATE OR US POSSESSION - FY 1969 (CONTINUED)

INSTITUTION BY STATE OR US POSSESSION	Total	GENERAL MILITARY COURSE		PROFESSIONAL OFFICER COURSE	
		First Year	Second Year	First Year	Second Year
<u>NORTH DAKOTA - TOTAL</u> . . . . .	<u>579</u>	<u>199</u>	<u>219</u>	<u>83</u>	<u>78</u>
North Dakota State University of A&S . . . . .	216	-	140	42	34
North Dakota, University of . . . . .	363	199	79	41	44
<u>OHIO - TOTAL</u> . . . . .	<u>4,922</u>	<u>2,727</u>	<u>1,428</u>	<u>378</u>	<u>389</u>
Bowling Green State University . . . . .	285	145	60	41	39
Case Western Reserve University . . . . .	75	36	13	17	9
Kent State University . . . . .	238	151	42	26	19
Miami University . . . . .	281	125	60	50	46
The Ohio State University . . . . .	1,625	941	498	87	99
Capital University . . . . .	87	40	21	11	15
Ohio University . . . . .	368	217	77	28	46
Ohio Wesleyan University . . . . .	134	57	38	17	22
Denison University . . . . .	138	55	45	20	18
Kenyon College . . . . .	20	-	-	10	10
Otterbein College . . . . .	116	52	28	17	19
Akron, University of . . . . .	1,261	730	475	34	22
Cincinnati, University of . . . . .	294	178	71	20	25
<u>OKLAHOMA - TOTAL</u> . . . . .	<u>1,190</u>	<u>628</u>	<u>283</u>	<u>138</u>	<u>141</u>
Oklahoma State University . . . . .	575	334	132	53	56
Oklahoma, University of . . . . .	467	213	123	65	66
Tulsa, University of . . . . .	148	81	28	20	19
<u>OREGON - TOTAL</u> . . . . .	<u>517</u>	<u>212</u>	<u>107</u>	<u>86</u>	<u>112</u>
Oregon State University . . . . .	219	113	40	29	37
Oregon, University of . . . . .	162	64	39	21	38
Portland, University of . . . . .	101	35	28	16	22
Willamette University . . . . .	35	-	-	20	15
<u>PENNSYLVANIA - TOTAL</u> . . . . .	<u>2,219</u>	<u>1,055</u>	<u>729</u>	<u>215</u>	<u>220</u>
Duquesne University . . . . .	595	308	211	42	34
Gettysburg College . . . . .	30	-	-	15	15
Lehigh University . . . . .	173	78	49	23	23
The Pennsylvania State University . . . . .	261	130	54	39	38
Pittsburgh, University of . . . . .	245	123	83	17	22
Allegheny College . . . . .	104	50	26	10	18
Grove City College . . . . .	767	366	306	45	50
St Joseph's College . . . . .	44	-	-	24	20
<u>RHODE ISLAND - TOTAL</u> . . . . .	<u>39</u>	<u>-</u>	<u>-</u>	<u>25</u>	<u>14</u>
Brown University . . . . .	39	-	-	25	14
<u>SOUTH CAROLINA - TOTAL</u> . . . . .	<u>1,911</u>	<u>877</u>	<u>629</u>	<u>216</u>	<u>189</u>
The Citadel . . . . .	777	334	236	117	90
Clemson University . . . . .	828	406	310	58	54
South Carolina, University of . . . . .	306	137	83	41	45
<u>SOUTH DAKOTA - TOTAL</u> . . . . .	<u>700</u>	<u>362</u>	<u>262</u>	<u>37</u>	<u>39</u>
South Dakota State University . . . . .	700	362	262	37	39
<u>TENNESSEE - TOTAL</u> . . . . .	<u>3,383</u>	<u>1,941</u>	<u>1,170</u>	<u>147</u>	<u>125</u>
Memphis State University . . . . .	2,509	1,474	926	70	39
Tennessee A&I State University . . . . .	264	155	66	25	18
South, University of . . . . .	33	-	-	16	17
Tennessee, University of . . . . .	577	312	178	36	51

UNCLASSIFIED

## UNCLASSIFIED

TABLE 154 - AIR FORCE RESERVE OFFICER TRAINING CORPS (AFROTC) CADET ENROLLMENT BY INSTITUTION, BY YEAR OF COURSE, BY STATE OR US POSSESSION - FY 1969 (CONTINUED)

INSTITUTION BY STATE OR US POSSESSION	Total	GENERAL MILITARY COURSE		PROFESSIONAL OFFICER COURSE	
		First Year	Second Year	First Year	Second Year
<u>TEXAS - TOTAL</u> . . . . .	<u>2,657</u>	<u>1,339</u>	<u>682</u>	<u>303</u>	<u>333</u>
Texas A&M University . . . . .	1,001	535	271	87	108
Baylor University . . . . .	147	62	42	24	19
Southern Methodist University . . . . .	178	86	50	19	23
Texas Technological College . . . . .	401	243	94	37	27
Texas, University of . . . . .	251	103	54	40	54
East Texas State University . . . . .	155	70	37	22	26
North Texas State University . . . . .	217	106	54	22	35
Southwest Texas State College . . . . .	164	77	42	28	17
Texas Christian University . . . . .	143	57	38	24	24
<u>UTAH - TOTAL</u> . . . . .	<u>779</u>	<u>431</u>	<u>121</u>	<u>118</u>	<u>109</u>
Utah, University of . . . . .	53	-	-	29	24
Brigham Young University . . . . .	406	220	76	50	60
Utah State University of A&S . . . . .	320	211	45	39	25
<u>VERMONT - TOTAL</u> . . . . .	<u>128</u>	<u>48</u>	<u>41</u>	<u>17</u>	<u>22</u>
St Michael's College . . . . .	128	48	41	17	22
<u>VIRGINIA - TOTAL</u> . . . . .	<u>834</u>	<u>390</u>	<u>206</u>	<u>131</u>	<u>107</u>
Virginia Polytechnic Institute . . . . .	356	182	84	48	42
Virginia Military Institute . . . . .	323	152	78	49	44
Virginia, University of . . . . .	155	56	44	34	21
<u>WASHINGTON - TOTAL</u> . . . . .	<u>579</u>	<u>237</u>	<u>107</u>	<u>88</u>	<u>147</u>
Central Washington State College . . . . .	32	-	-	11	21
Puget Sound, University of . . . . .	99	40	18	19	22
Washington State University . . . . .	225	121	41	23	40
Washington, University of . . . . .	223	76	48	35	64
<u>WEST VIRGINIA - TOTAL</u> . . . . .	<u>478</u>	<u>226</u>	<u>162</u>	<u>50</u>	<u>40</u>
West Virginia University . . . . .	450	226	162	35	27
Davis and Elkins College . . . . .	28	-	-	15	13
<u>WISCONSIN - TOTAL</u> . . . . .	<u>459</u>	<u>255</u>	<u>83</u>	<u>60</u>	<u>61</u>
Wisconsin, University of . . . . .	194	105	28	26	35
Wisconsin State University . . . . .	205	125	43	18	19
Lawrence University of Wisconsin . . . . .	60	25	12	16	7
<u>WYOMING - TOTAL</u> . . . . .	<u>198</u>	<u>104</u>	<u>39</u>	<u>26</u>	<u>29</u>
Wyoming, University of . . . . .	198	104	39	26	29
<u>PUERTO RICO - TOTAL</u> . . . . .	<u>40</u>	<u>-</u>	<u>-</u>	<u>20</u>	<u>20</u>
University of Puerto Rico . . . . .	40	-	-	20	20

Source: Precommission and Professional Military Education Division, Directorate of Training and Education, DCS/Personnel

UNCLASSIFIED

**UNCLASSIFIED**

**UNCLASSIFIED**



**UNCLASSIFIED****FISCAL****PART XI****INTRODUCTION**

This section reflects the funding operations of the various Air Force appropriations and/or funds with the respective major programs for the fiscal years indicated in the title of each table.

**DEFINITIONS**

**APPROPRIATION** - An authorization by an Act of Congress to incur obligations for specified purposes and to make payments therefor out of the Treasury.

**APPROPRIATION ACCOUNT** - An account established to make amounts available for obligation and expenditure from the Treasury. Appropriation accounts include not only accounts to which money is appropriated, but also revolving funds, working funds, trust funds, etc. Appropriation accounts do not include official deposit funds.

**APPROPRIATION REIMBURSEMENT** - Amounts collected or to be collected for commodities, work or services furnished or to be furnished to another appropriation or fund or to an individual, firm or corporation which by law may be credited to an appropriation or fund account. Amounts to be collected include accounts receivable, reimbursements earned but not billed and amounts anticipated for the remainder of the year. They may also include inter-agency orders accepted and on hand for which delivery has not been made to the extent that this order is a valid obligation of this ordering agency and the collection will be credited to the appropriation being reported.

**BUDGET PROGRAM** - A subdivision established under an appropriation to identify a significant *segment* of Air Force operations.

**DISBURSEMENT** - The amount of expenditure checks issued and cash payments made, net of refunds received. Disbursements shall include all advances.

**EXPENDITURE** - (1) In Federal Government, means disbursement. (2) Outside the Federal Government, means the same as *accrued* expenditure.

**FUND** - A sum of money or other resource authorized by law to be set aside and to be used or expended only for specified purposes.

**OBLIGATION** - The amount of an order placed, contract awarded, or service received, or any transaction which establishes a legal requirement for the ultimate disbursement of funds.

**OBLIGATIONS INCURRED** - Amounts of orders placed, contracts awarded, services received, and similar transactions during a given period requiring future payment of money.

**PROGRAM YEAR** - A concept of accounting for funds, obligations, and expenditures under a no year appropriation by identification of transactions in fiscal year segments identified by the fiscal year in which individual items were planned for obligation, without regard to the fiscal year in which the transactions were actually accomplished.

**PROJECT ACCOUNT CLASSIFICATION** - In appropriation and fund accounting an approved system of subdivision of an appropriation or fund for administrative use.

**UNLIQUIDATED OBLIGATION** - An obligation incurred for which payment has not been made.

**UNOBLIGATED BALANCE** - That portion of an authorization which has not been obligated.

**UNCLASSIFIED**

UNCLASSIFIED

## TABLE 155 - DEPARTMENT OF THE AIR FORCE STATUS OF GROSS UNLIQUIDATED OBLIGATIONS - BEGINNING AND END OF FY 1969

338

(Figures are in thousands of dollars and do not necessarily add to totals due to rounding. Figures in parentheses denote minus amounts)

APPROPRIATION	UNLIQUIDATED OBLIGATIONS 1 JUL 1968	OBLIGATIONS			LESS GROSS EXPENDITURES IN FY 1969	TRANSFER OF UNLIQUIDATED OBLIGATIONS TO "M" ACCOUNT	UNLIQUIDATED OBLIGATIONS CARRIED FORWARD INTO FY 1970
		Incurred In FY 1969	Recoveries In FY 1969	Available for Liquidation			
<u>ALL APPROPRIATION - TOTAL</u> . . . . .	\$ <u>11,031,225</u>	\$ <u>26,124,143</u>	<u>(\$47,166)</u>	\$ <u>37,108,202</u>	\$ <u>27,542,108</u>	\$ -	\$ <u>9,566,097</u>
<u>Military Personnel - Total</u> . . . . .	<u>154,747</u>	<u>6,133,145</u>	<u>(7,340)</u>	<u>6,280,552</u>	<u>6,070,779</u>	-	<u>209,774</u>
"M" Account - Prior Years . . . . .	249	1,511	-	1,760	1,538	191	413
FY 1967 . . . . .	2,018	-	(236)	1,782	1,591	(191)	-
FY 1968 . . . . .	152,480	-	(7,104)	145,376	104,763	-	40,613
FY 1969 . . . . .	-	6,131,634	-	6,131,634	5,962,886	-	168,748
<u>Reserve Personnel - Total</u> . . . . .	<u>7,178</u>	<u>66,277</u>	<u>(1,230)</u>	<u>72,225</u>	<u>65,876</u>	-	<u>6,350</u>
"M" Account - Prior Years . . . . .	(2)	39	-	37	37	-	-
FY 1967 . . . . .	522	-	(497)	25	26	-	-
FY 1968 . . . . .	6,658	-	(733)	5,925	5,721	-	204
FY 1969 . . . . .	-	66,238	-	66,238	60,092	-	6,146
<u>National Guard Personnel - Total</u> . . . . .	<u>7,091</u>	<u>86,468</u>	<u>(86)</u>	<u>93,473</u>	<u>86,508</u>	-	<u>6,966</u>
"M" Account - Prior Years . . . . .	34	-	-	34	1	-	33
FY 1967 . . . . .	12	-	(8)	4	4	-	-
FY 1968 . . . . .	7,045	-	(77)	6,968	5,990	-	978
FY 1969 . . . . .	-	86,468	-	86,468	80,513	-	5,955
<u>Operation and Maintenance, Air Force - Total</u> . . . . .	<u>900,009</u>	<u>7,271,860</u>	<u>(36,425)</u>	<u>8,135,444</u>	<u>7,224,952</u>	-	<u>910,491</u>
"M" Account - Prior Years . . . . .	25,953	1,848	-	27,801	17,081	11,972	22,691
FY 1967 . . . . .	53,776	-	(10,896)	42,880	30,908	(11,972)	-
FY 1968 . . . . .	820,279	-	(25,529)	794,750	715,155	-	79,595
FY 1969 . . . . .	-	7,270,013	-	7,270,013	6,461,807	-	808,205
<u>Operation &amp; Maintenance, Air National Guard - Total</u> . . . . .	<u>24,938</u>	<u>281,578</u>	<u>(2,085)</u>	<u>304,431</u>	<u>262,600</u>	-	<u>41,831</u>
"M" Account - Prior Years . . . . .	97	-	(34)	63	52	-	11
FY 1967 . . . . .	348	-	(159)	189	188	-	-
FY 1968 . . . . .	24,493	-	(1,892)	22,601	21,653	-	947
FY 1969 . . . . .	-	281,578	-	281,578	240,706	-	40,873
<u>Discontinued Procurement - Total</u> . . . . .	<u>2,935</u>	<u>129</u>	<u>-</u>	<u>3,064</u>	<u>2,146</u>	-	<u>918</u>
"M" Account - Prior Years . . . . .	2,935	129	-	3,064	2,146	-	918
<u>Aircraft Procurement - Total</u> . . . . .	<u>5,029,659</u>	<u>4,344,521</u>	<u>-</u>	<u>9,374,180</u>	<u>5,598,515</u>	-	<u>3,775,665</u>
FY 1960 . . . . .	2,242	(1,626)	-	616	32	-	584
FY 1961 . . . . .	3,112	(1,373)	-	1,739	437	-	1,302
FY 1962 . . . . .	3,765	(1,937)	-	1,828	720	-	1,108
FY 1963 . . . . .	14,489	3,378	-	17,867	10,147	-	7,720
FY 1964 . . . . .	31,515	(12,013)	-	19,502	7,313	-	12,189
FY 1965 . . . . .	72,014	(12,183)	-	59,831	39,362	-	20,469
FY 1966 . . . . .	349,214	(46,483)	-	302,731	218,092	-	84,639
FY 1967 . . . . .	1,334,909	208,283	-	1,543,192	1,112,274	-	430,918
FY 1968 . . . . .	3,246,025	278,257	-	3,524,282	2,446,662	-	1,077,620
FY 1969 . . . . .	-	3,930,218	-	3,930,218	1,788,252	-	2,141,966
Undistributed . . . . .	(27,626)	-	-	(27,626)	(24,776)	-	(2,850)

UNCLASSIFIED

UNCLASSIFIED

<u>Missile Procurement - Total</u> . . . . .	892,089	1,465,631	-	2,357,720	1,392,842	-	964,878
FY 1960 . . . . .	720	(238)	-	482	312	-	170
FY 1961 . . . . .	1,750	(1,006)	-	744	380	-	365
FY 1962 . . . . .	1,652	(609)	-	1,043	202	-	841
FY 1963 . . . . .	2,930	(579)	-	2,351	1,076	-	1,275
FY 1964 . . . . .	8,223	(3,157)	-	5,066	1,893	-	3,173
FY 1965 . . . . .	10,023	(7,979)	-	2,044	(543)	-	2,587
FY 1966 . . . . .	27,272	6,956	-	34,228	24,390	-	9,838
FY 1967 . . . . .	181,238	22,688	-	203,926	158,529	-	45,397
FY 1968 . . . . .	674,387	207,038	-	881,425	680,005	-	201,420
FY 1969 . . . . .	-	1,242,520	-	1,242,520	542,885	-	699,635
Undistributed . . . . .	(16,106)	-	-	(16,106)	(16,287)	-	181
<u>Other Procurement - Total</u> . . . . .	2,073,844	2,427,699	-	4,501,543	2,743,797	-	1,757,746
FY 1960 . . . . .	216	(14)	-	202	91	-	111
FY 1961 . . . . .	799	(190)	-	609	21	-	589
FY 1962 . . . . .	1,648	(598)	-	1,050	134	-	917
FY 1963 . . . . .	6,365	(1,995)	-	4,370	1,979	-	2,390
FY 1964 . . . . .	26,070	(1,442)	-	24,628	10,800	-	13,828
FY 1965 . . . . .	98,482	2,449	-	100,931	35,054	-	65,877
FY 1966 . . . . .	185,094	1,115	-	186,209	94,705	-	91,501
FY 1967 . . . . .	467,261	26,120	-	493,381	336,691	-	156,695
FY 1968 . . . . .	1,305,495	182,270	-	1,487,765	1,218,461	-	269,303
FY 1969 . . . . .	-	2,219,984	-	2,219,984	1,062,882	-	1,157,101
Undistributed . . . . .	(17,589)	-	-	(17,589)	(17,021)	-	(567)
<u>Research, Development, Test &amp; Evaluation - Total</u> . . . . .	1,512,878	3,584,116	-	5,096,994	3,599,326	-	1,497,668
FY 1963 & Prior Years . . . . .	8,793	(1,752)	-	7,041	4,354	-	2,688
FY 1964 . . . . .	13,775	(1,587)	-	12,188	4,823	-	7,364
FY 1965 . . . . .	31,613	(1,381)	-	30,232	16,552	-	13,680
FY 1966 . . . . .	102,331	(4,847)	-	97,484	65,539	-	31,944
FY 1967 . . . . .	270,580	4,387	-	274,967	196,754	-	78,213
FY 1968 . . . . .	1,137,289	115,628	-	1,252,917	1,010,943	-	241,973
FY 1969 . . . . .	-	3,473,665	-	3,473,665	2,337,047	-	1,136,618
Undistributed . . . . .	(51,502)	-	-	(51,502)	(36,686)	-	(14,816)
<u>Military Construction, Air Force - Total</u> . . . . .	416,259	442,092	-	858,351	481,726	-	376,626
FY 1963 & Prior Years . . . . .	3,821	2,772	-	6,593	4,746	-	1,847
FY 1964 . . . . .	6,650	162	-	6,812	4,688	-	2,124
FY 1965 . . . . .	(1,829)	5,662	-	3,833	3,394	-	439
FY 1966 . . . . .	88,671	25,632	-	114,303	87,114	-	27,189
FY 1967 . . . . .	108,282	32,443	-	140,725	99,634	-	41,092
FY 1968 . . . . .	214,350	212,158	-	426,508	262,644	-	163,864
FY 1969 . . . . .	-	163,263	-	163,263	19,469	-	143,794
Undistributed . . . . .	(3,683)	-	-	(3,683)	37	-	(3,720)
<u>Military Construction, Air Force Reserve - Total</u> . . . . .	1,395	6,079	-	7,474	2,763	-	4,711
FY 1963 & Prior Years . . . . .	10	-	-	10	-	-	10
FY 1964 . . . . .	-	-	-	-	-	-	-
FY 1965 . . . . .	10	22	-	32	31	-	-
FY 1966 . . . . .	280	569	-	849	248	-	601
FY 1967 . . . . .	1,102	195	-	1,297	1,128	-	170
FY 1968 . . . . .	3	3,637	-	3,640	1,342	-	2,298
FY 1969 . . . . .	-	1,656	-	1,656	13	-	1,643
Undistributed . . . . .	(10)	-	-	(10)	-	-	(10)

UNCLASSIFIED

UNCLASSIFIED

340

TABLE 155 -- DEPARTMENT OF THE AIR FORCE STATUS OF GROSS UNLIQUIDATED OBLIGATIONS -- BEGINNING AND END OF FY 1969 (CONTINUED)

APPROPRIATION	UNLIQUIDATED OBLIGATIONS 1 JUL 1968	OBLIGATIONS			LESS GROSS EXPENDITURES IN FY 1969	TRANSFER OF UNLIQUIDATED OBLIGATIONS TO "M" ACCOUNT	UNLIQUIDATED OBLIGATIONS CARRIED FORWARD INTO FY 1970
		Incurring In FY 1969	Recoveries In FY 1969	Available for Liquidation			
<u>Military Construction, Air National Guard - Total</u>	<u>8,203</u>	<u>14,548</u>	-	<u>22,751</u>	<u>10,278</u>	-	<u>12,473</u>
FY 1963 & Prior Years . . . . .	80	27	-	107	49	-	59
FY 1964 . . . . .	271	28	-	299	284	-	16
FY 1965 . . . . .	705	121	-	826	781	-	45
FY 1966 . . . . .	972	324	-	1,296	1,069	-	227
FY 1967 . . . . .	3,181	953	-	4,134	3,292	-	843
FY 1968 . . . . .	3,108	6,867	-	9,975	4,722	-	5,253
FY 1969 . . . . .	-	6,227	-	6,227	197	-	6,030
Undistributed . . . . .	(115)	-	-	(115)	(115)	-	-

Source: Financial Policy and Analysis Division, Directorate of Budget

UNCLASSIFIED

# UNCLASSIFIED

**TABLE 156 -- DEPARTMENT OF THE AIR FORCE AMOUNTS AVAILABLE FOR OBLIGATION DURING FY 1969 REFLECTING NEW OBLIGATION AUTHORITY AND THE APPLICATION OF PRIOR YEAR UNOBLIGATED BALANCES**

(Figures are in thousands of dollars and do not necessarily add to totals due to rounding. Figures in parentheses denote minus amounts).

APPROPRIATION TITLES AND CITATION OF PUBLIC LAW FOR NEW OBLIGATING AUTHORITY ENACTED	NEW OBLIGATING AUTHORITY ENACTED	APPROPRIATION TRANSFERS	NET NEW OBLIGATING AUTHORITY	FY 1969 REIMBURSEMENTS	UNOBLIGATED CARRY-OVER APPLIED TO FY 1969 PROGRAM	TOTAL FY 1969 PROGRAM	UNOBLIGATED CARRY-OVER APPLIED TO PRIOR YEARS PROGRAM	TOTAL AVAILABLE FOR OBLIGATION DURING FY 1969
<u>ALL APPROPRIATIONS - TOTAL</u> . . . . .	<u>\$25,293,565</u>	<u>\$38,748</u>	<u>\$25,332,313</u>	<u>\$942,776</u>	<u>\$3,484,296</u>	<u>\$29,759,384</u>	<u>\$610,467</u>	<u>\$30,369,851</u>
Military Personnel, A.F. PL 90-580, 91-47 . . . . .	6,093,600	-	6,093,600	44,431	-	6,138,031	-	6,138,031
Reserve Personnel, A.F. PL 90-580, 91-47 . . . . .	71,800	-	71,800	18	-	71,818	-	71,818
National Guard Personnel, A.F. PL 90-580, 91-47 . . . . .	88,000	-	88,000	113	-	88,113	-	88,113
Operation and Maintenance, A.F. PL 90-580, 91-47 . . . . .	6,866,700	(448)	6,866,252	416,875	12,045	7,295,172	-	7,295,172
Operation and Maintenance, A.N.G. PL 90-580, 91-47 . . . . .	275,800	1,000	276,800	4,885	-	281,685	-	281,685
Aircraft Procurement, A.F. PL 90-580. . . . .	3,860,000	-	3,860,000	275,453	1,882,222	6,017,675	600,000	6,617,675
Missile Procurement, A.F. PL 90-580. . . . .	1,720,200	-	1,720,200	16,482	350,560	2,087,242	-	2,087,242
Other Procurement, A.F. PL 90-580. . . . .	2,718,000	(79,000)	2,639,000	13,488	679,533	3,332,020	-	3,332,020
Research, Development, Test and Evaluation PL 90-580, 91-47 . . . . .	3,364,724	78,500	3,443,224	169,684	223,011	3,835,919	-	3,835,919
Military Construction, A.F. PL 90-513, 91-47 . . . . .	222,141	38,696	260,837	1,347	318,182	580,366	10,467	590,833
Military Construction, A.F.R. PL 90-513. . . . .	4,300	-	4,300	-	6,508	10,808	-	10,808
Military Construction, A.N.G. PL 90-513. . . . .	8,300	-	8,300	-	12,235	20,535	-	20,535

Source: Financial Policy and Analysis Division, Directorate of Budget

## UNCLASSIFIED

UNCLASSIFIED

TABLE 157 -- DEPARTMENT OF THE AIR FORCE GROSS EXPENDITURES AND AMOUNTS AVAILABLE FOR EXPENDITURES DURING FY 1969

(Figures are in thousands of dollars and do not necessarily add due to rounding. Figures in parentheses denote minus amounts.)

APPROPRIATION	UNEXPENDED BALANCE 1 JULY 1968	FY 1969 NEW EXPENDITURE AUTHORITY	APPROPRIATION TRANSFERS & NON-EXPENDITURES TRANSACTIONS	TOTAL AVAILABLE FOR EXPENDITURE	NET EXPENDITURES DURING FY 1969	RESTORATIONS PUBLIC LAW 798 & UNOBLI-GATED CARRY-OVER PRIOR YEARS	NET UNEXPENDED BALANCE 30 JUNE 1969
MILITARY FUNCTIONS, AIR FORCE - TOTAL . . .	\$13,137,066	\$25,712,126	\$124,215	\$38,973,405	\$25,920,765	\$ (59,281)	\$12,993,361
DIRECT APPROPRIATIONS - TOTAL . . . . .	12,843,533	25,293,565	649,215	38,786,311	26,428,712	(59,281)	12,298,319
Military Personnel . . . . .	150,311	6,093,600	-	6,243,911	6,030,433	(8,675)	204,803
Reserve Personnel . . . . .	7,180	71,800	-	78,980	65,855	(6,775)	6,350
National Guard Personnel . . . . .	7,091	88,000	-	95,091	86,405	(1,731)	6,956
Operation and Maintenance, Air Force . . . .	801,071	6,866,700	(448)	7,667,323	6,811,856	(39,740)	815,727
Operation and Maintenance, Air National Guard	24,531	275,800	1,000	301,331	259,233	(2,412)	39,686
Discontinued Procurement Appropriation . . .	2,935	-	-	2,935	2,069	52	918
Aircraft Procurement . . . . .	5,844,895	3,860,000	600,000	10,304,895	5,229,865	-	5,075,030
Missile Procurement . . . . .	1,225,235	1,720,200	-	2,945,435	1,381,580	-	1,563,855
Other Procurement . . . . .	2,605,477	2,718,000	(79,000)	5,244,477	2,682,351	-	2,562,126
Research, Development, Test and Evaluation .	1,414,254	3,364,724	78,500	4,857,478	3,385,521	-	1,471,957
Military Construction, Air Force . . . . .	732,209	222,141	49,163	1,003,513	480,503	-	523,010
Military Construction, Air Force Reserve . .	7,904	4,300	-	12,204	2,763	-	9,441
Military Construction, Air National Guard . .	20,438	8,300	-	28,738	10,278	-	18,460
MISCELLANEOUS ACCOUNTS - TOTAL . . . . .	293,533	418,561 <sup>1/</sup>	(525,000)	187,094	(507,947)	-	695,042
Air Force Management Fund . . . . .	2,176	-	-	2,176	(2,599)	-	4,775
Air Force Stock Fund . . . . .	220,686	418,561	(525,000)	114,247	(496,820)	-	611,068
Air Force Industrial Fund . . . . .	59,524	-	-	59,524	(8,434)	-	67,958
Defense Production Guarantees . . . . .	11,147	-	-	11,147	(94)	-	11,241

<sup>1/</sup> 10 U.S.C. 2210(b) Authority (New).

Source: Financial Policy and Analysis Division, Directorate of Budget

# UNCLASSIFIED

**TABLE 158 — DEPARTMENT OF THE AIR FORCE FUNDS AVAILABLE FOR OBLIGATION IN FY 1969 WITH ACTUAL OBLIGATIONS — DURING FY 1969**

(Figures are in thousands of dollars and do not necessarily add due to rounding. Figures in parentheses denote minus amounts.)

PRO-GRAM NUM-BER	APPROPRIATION AND PROGRAM TITLE	TOTAL AVAILABLE FOR OBLIGATION DURING FY 1969	TOTAL GROSS OBLIGATIONS	OBLIGATIONS			
				First Quarter	Second Quarter	Third Quarter	Fourth Quarter
	<u>ALL DIRECT APPROPRIATIONS - TOTAL</u> . . . . .	\$ 30,369,850	\$26,120,617	\$ 7,914,514	\$ 5,854,329	\$ 5,926,360	\$ 6,425,414
	<u>MILITARY PERSONNEL - TOTAL</u> . . . . .	6,138,030	6,131,634	1,582,744	1,570,972	1,520,653	1,457,265
510	Pay and Allowances of Officers . . . . .	1,763,800	1,761,200	450,010	440,410	442,855	427,925
530	Pay and Allowances of Enlisted Personnel . . . . .	3,521,300	3,519,900	903,519	903,582	876,940	835,859
550	Pay and Allowances of Cadets . . . . .	9,300	9,300	3,190	2,340	2,270	1,500
560	Subsistence of Enlisted Personnel . . . . .	361,100	360,989	88,634	102,066	91,563	78,726
570	Movements - Permanent Change of Station . . . . .	431,800	431,771	120,849	113,397	101,033	96,492
590	Other Military Personnel Costs . . . . .	48,500	48,500	16,542	9,178	6,000	16,780
993	Refunds on Transportation of Persons and Things . . . . .	-	(26)	-	(2)	(7)	(17)
999	Miscellaneous Personnel Costs . . . . .	-	-	-	-	-	-
	Resources Available for Obligations Adjustment . . . . .	2,230	-	-	-	-	-
	<u>RESERVE PERSONNEL - TOTAL</u> . . . . .	71,818	66,238	21,156	14,985	11,893	18,204
720	Reserve Personnel . . . . .	59,918	56,251	18,441	11,655	9,989	16,166
780	Reserve Officer Candidates . . . . .	11,900	9,987	2,714	3,332	1,903	2,038
	<u>NATIONAL GUARD - TOTAL</u> . . . . .	88,113	86,468	27,836	16,261	18,179	24,192
520	National Guard Personnel . . . . .	88,113	86,468	27,836	16,261	18,179	24,192
	<u>OPERATION AND MAINTENANCE, AIR FORCE - TOTAL</u> . . . . .	7,295,172	7,270,013	2,270,676	1,384,604	1,848,688	1,766,045
410	Aircraft Fuel and Oil . . . . .	725,575	724,794	179,425	152,966	194,794	197,609
430	Logistical Support . . . . .	3,056,740	3,056,231	1,072,407	427,903	831,751	724,170
440	Training Support . . . . .	442,388	438,029	121,106	103,526	105,209	108,188
450	Operational Support . . . . .	2,324,279	2,311,532	703,915	528,098	539,309	540,210
470	Medical Support . . . . .	210,844	205,291	48,199	44,338	49,478	63,276
480	Service Wide Support . . . . .	532,180	531,109	145,090	127,265	127,586	131,168
490	Contingencies . . . . .	3,167	3,039	535	508	565	1,431
993	Refunds on Transportation of Persons and Things . . . . .	-	(12)	-	(1)	(3)	(8)
	<u>OPERATION AND MAINTENANCE, AIR NATIONAL GUARD - TOTAL</u> . . . . .	281,685	281,578	66,155	69,002	66,027	80,394
410	Operation of Aircraft . . . . .	39,031	39,031	10,159	9,201	8,617	11,054
430	Logistical Support . . . . .	44,878	44,877	2,789	16,317	12,234	13,537
440	Training Support . . . . .	197,000	196,920	53,090	43,320	44,999	55,511
470	Medical Support . . . . .	629	610	87	125	138	260
480	Service Wide Support . . . . .	147	140	29	40	39	32

UNCLASSIFIED

# UNCLASSIFIED

**TABLE 158 — DEPARTMENT OF THE AIR FORCE FUNDS AVAILABLE FOR OBLIGATION IN FY 1969 WITH ACTUAL OBLIGATIONS —  
DURING FY 1969 (CONTINUED)**

PRO- GRAM NUM- BER	APPROPRIATION AND PROGRAM TITLE	TOTAL AVAILABLE FOR OBLIGATIONS DURING FY 1969	TOTAL GROSS OBLIGATIONS	OBLIGATIONS			
				First Quarter	Second Quarter	Third Quarter	Fourth Quarter
	<u>FY 1969 AIRCRAFT PROCUREMENT - TOTAL</u> . . . . .	<u>6,617,675</u>	<u>4,344,521</u>	<u>1,291,248</u>	<u>988,380</u>	<u>913,776</u>	<u>1,151,117</u>
	<u>AIRCRAFT PROCUREMENT FY 1969</u> . . . . .	<u>5,654,385</u>	<u>3,930,218</u>	<u>1,295,954</u>	<u>746,218</u>	<u>852,362</u>	<u>1,035,684</u>
	<u>AIRCRAFT PROCUREMENT PRIOR YEARS.</u> . . . . .	<u>963,290</u>	<u>414,303</u>	<u>(4,706)</u>	<u>242,162</u>	<u>61,414</u>	<u>115,433</u>
1000	Aircraft Weapon System. . . . .	2,399,067	1,865,363	838,062	347,870	311,784	367,647
1100	Modifications . . . . .	649,885	429,400	46,896	146,126	92,865	143,513
1200	In-Service Direct Ground Support Equipment - Common . . . . .	91,700	51,925	9,162	10,700	16,589	15,474
1300	Component Improvement . . . . .	70,450	59,214	30,000	296	4,895	24,023
1400	Aircraft Industrial Facilities. . . . .	35,400	7,585	-	185	1,571	5,829
1500	Aircraft Replenishment Spares and Repair Parts. . . . .	457,000	415,076	88,284	91,326	136,668	98,798
1600	Aircraft Initial Spares and Repair Parts. . . . .	460,000	355,631	67,963	88,379	136,984	62,304
1700	War Consumables . . . . .	40,800	16,935	5,136	933	2,304	8,562
1800	Procurement for Other than AF . . . . .	770,142	338,623	1,822	32,386	38,677	265,738
1900	Other Charges . . . . .	440,441	390,559	208,642	28,030	110,054	43,833
9930	Refunds on Transportation of Persons and Things . . . . .	-	(92)	(15)	(10)	(28)	(39)
	Undistributed . . . . .	239,500	-	-	-	-	-
	<u>FY 1969 MISSILE PROCUREMENT - TOTAL.</u> . . . . .	<u>2,087,242</u>	<u>1,465,631</u>	<u>248,821</u>	<u>369,163</u>	<u>362,320</u>	<u>485,327</u>
	<u>MISSILE PROCUREMENT FY 1969</u> . . . . .	<u>1,761,443</u>	<u>1,242,520</u>	<u>164,023</u>	<u>322,520</u>	<u>322,751</u>	<u>433,226</u>
	<u>PRIOR YEAR PROGRAMS</u> . . . . .	<u>325,799</u>	<u>223,111</u>	<u>84,798</u>	<u>46,643</u>	<u>39,569</u>	<u>52,101</u>
2000	Missile Weapon System . . . . .	574,200	339,411	53,292	107,504	60,110	118,505
2100	Modification. . . . .	186,800	113,126	27,075	27,340	28,239	30,472
2200	Replacement Equipment & VATE. . . . .	2,100	232	27	35	24	146
2300	Space Programs. . . . .	29,800	29,604	1,099	88	21,861	6,556
2400	Missile Industrial Facilities . . . . .	4,700	216	-	-	-	216
2500	Missile Replenishment Spares & Repair Parts . . . . .	15,500	12,870	1,561	3,625	2,914	4,770
2600	Missile Initial Spares & Repair Parts . . . . .	78,400	55,981	2,833	31,268	15,504	6,376
2700	Special Projects. . . . .	69,700	54,977	7,810	9,448	10,441	27,278
2800	Procurement Other than AF . . . . .	16,243	537	-	-	219	318
2900	Other Charges . . . . .	678,600	635,649	70,344	143,242	183,456	238,607
9930	Refunds on Transportation of Persons and Things . . . . .	-	(81)	(18)	(30)	(16)	(17)
	Reserve for FY 70 . . . . .	105,400	-	-	-	-	-
	<u>FY 1969 OTHER PROCUREMENT - TOTAL.</u> . . . . .	<u>3,332,020</u>	<u>2,427,699</u>	<u>1,198,679</u>	<u>452,469</u>	<u>334,673</u>	<u>441,878</u>
	<u>OTHER PROCUREMENT FY 1969</u> . . . . .	<u>2,982,353</u>	<u>2,219,984</u>	<u>1,112,816</u>	<u>403,202</u>	<u>291,033</u>	<u>412,933</u>
	<u>PRIOR YEAR PROGRAMS</u> . . . . .	<u>349,667</u>	<u>207,715</u>	<u>85,863</u>	<u>49,267</u>	<u>43,640</u>	<u>28,945</u>

UNCLASSIFIED



UNCLASSIFIED

8100	Munitions and Associated Equipment . . . . .	1,717,776	1,524,623	944,744	284,721	96,115	199,043
8200	Vehicular Equipment . . . . .	84,504	57,300	10,825	5,389	14,005	27,081
8300	Cryptologic and Other USAF Security Service Equipment . . . . .	36,022	8,923	27	966	4,926	3,004
8400	Electronic and Telecommunications Equipment . . . . .	350,138	206,356	26,349	41,141	46,434	92,432
8500	Other Base Maintenance and Support Equipment . . . . .	436,979	378,051	126,437	64,198	118,981	68,435
8600	Other Industrial Facilities : . . . . .	3,291	388	-	2	43	343
8700	Procurement for Other than Air Force . . . . .	68,332	21,632	26	3,149	5,428	13,029
8800	Equipment Modification . . . . .	60,758	23,639	4,524	3,802	5,279	10,034
9930	Refunds on Transportation of Persons and Things . . . . .	-	(928)	(116)	(165)	(179)	(468)
	Undistributed . . . . .	224,553	-	-	-	-	-
	<u>FY 1969 - RESEARCH, DEVELOPMENT, TEST AND EVALUATION</u>						
	- TOTAL . . . . .	\$ 3,835,919	\$ 3,584,116	\$ 1,108,453	\$ 885,396	\$ 741,934	\$ 848,333
	<u>RESEARCH, DEVELOPMENT, TEST AND EVALUATION - FY 1969 . . . . .</u>	<u>3,669,008</u>	<u>3,473,665</u>	<u>1,061,347</u>	<u>845,609</u>	<u>726,446</u>	<u>840,263</u>
	<u>PRIOR YEAR PROGRAM - TOTAL . . . . .</u>	<u>166,911</u>	<u>110,451</u>	<u>47,106</u>	<u>39,787</u>	<u>15,488</u>	<u>8,070</u>
601	First Destination Transportation . . . . .	-	-	-	-	-	-
610	Aircraft and Related Equipment . . . . .	539,542	484,734	142,427	71,944	78,219	192,144
620	Missiles and Related Equipment . . . . .	1,111,333	1,090,264	350,963	285,656	212,678	240,967
630	Military Astronautics and Related Equipment . . . . .	1,197,826	1,152,354	337,413	338,353	288,219	188,366
670	Other Equipment . . . . .	365,543	313,831	92,515	53,761	48,345	119,210
680	Military Sciences . . . . .	166,742	146,666	42,263	32,395	37,242	34,766
690	Program Wide Management and Support . . . . .	288,022	285,858	95,773	63,512	61,752	64,821
993	Refunds on Transportation of Persons and Things . . . . .	-	(40)	(8)	(12)	(9)	(11)
	<u>FY 1969 - MILITARY CONSTRUCTION, AIR FORCE - TOTAL . . . . .</u>	<u>590,833</u>	<u>442,092</u>	<u>96,251</u>	<u>98,643</u>	<u>107,205</u>	<u>139,993</u>
	<u>MILITARY CONSTRUCTION, AIR FORCE - FY 1969 . . . . .</u>	<u>241,014</u>	<u>163,263</u>	<u>196</u>	<u>10,264</u>	<u>49,523</u>	<u>103,280</u>
	<u>PRIOR YEAR PROGRAMS - TOTAL . . . . .</u>	<u>349,819</u>	<u>278,829</u>	<u>96,055</u>	<u>88,379</u>	<u>57,682</u>	<u>36,713</u>
310	Project Planning and Design . . . . .	12,471	12,182	28	2,590	4,847	4,717
320	Major Construction, Inside the US . . . . .	124,587	101,124	-	5,410	36,415	59,299
330	Major Construction, Outside the US . . . . .	85,960	36,628	-	4	5,360	31,264
340	Minor Construction . . . . .	14,300	11,652	168	2,261	2,203	7,020
350	Support Activities . . . . .	600	-	-	-	-	-
993	Appropriation Refunds . . . . .	-	(3)	-	(1)	(1)	(1)
	Appropriation Transfer Account . . . . .	2,380	1,679	-	-	700	979
	Undistributed . . . . .	716	-	-	-	-	-
	<u>FY 1969 - MILITARY CONSTRUCTION, AIR FORCE RESERVE -</u>						
	<u>TOTAL . . . . .</u>	<u>10,808</u>	<u>6,079</u>	<u>1,010</u>	<u>1,832</u>	<u>438</u>	<u>2,799</u>
	<u>MILITARY CONSTRUCTION, AIR FORCE RESERVE - FY 1969 . . . . .</u>	<u>4,210</u>	<u>1,656</u>	<u>-</u>	<u>-</u>	<u>10</u>	<u>1,646</u>
	<u>PRIOR YEAR PROGRAMS - TOTAL . . . . .</u>	<u>6,598</u>	<u>4,423</u>	<u>1,010</u>	<u>1,832</u>	<u>428</u>	<u>1,153</u>
310	Project Planning & Design . . . . .	80	27	-	-	10	17
320	Major Construction . . . . .	4,030	1,629	-	-	-	1,629
340	Minor Construction . . . . .	100	-	-	-	-	-

UNCLASSIFIED

TABLE 158 -- DEPARTMENT OF THE AIR FORCE FUNDS AVAILABLE FOR OBLIGATION IN FY 1969 WITH ACTUAL OBLIGATIONS --  
DURING FY 1969 (CONTINUED)

PRO- GRAM NUM- BER	APPROPRIATION AND PROGRAM TITLE	TOTAL AVAILABLE FOR OBLIGATIONS DURING FY 1969	TOTAL GROSS OBLIGATIONS	OBLIGATIONS			
				First Quarter	Second Quarter	Third Quarter	Fourth Quarter
	FY 1969 - MILITARY CONSTRUCTION, AIR NATIONAL GUARD - TOTAL . . . . .	<u>20,535</u>	<u>14,548</u>	<u>1,485</u>	<u>2,622</u>	<u>574</u>	<u>9,867</u>
	MILITARY CONSTRUCTION, AIR NATIONAL GUARD - FY 1969 . . .	<u>8,300</u>	<u>6,227</u>	-	2	<u>316</u>	<u>5,902</u>
	PRIOR YEAR PROGRAMS - TOTAL . . . . .	<u>12,235</u>	<u>8,321</u>	<u>1,485</u>	<u>2,613</u>	<u>258</u>	<u>3,965</u>
310	Project Planning and Design . . . . .	500	486	-	9	316	161
320	Major Construction . . . . .	7,700	5,710	-	-	-	5,710
340	Minor Construction . . . . .	100	31	-	-	-	31

Source: Financial Policy and Analysis Division, Directorate of Budget

TABLE 159 - DEPARTMENT OF THE AIR FORCE GROSS EXPENDITURES AGAINST FY 1969 PROGRAM - DURING FY 1969

(Figures are in thousands of dollars and do not necessarily add to totals due to rounding. Figures in parentheses denote minus amounts.)

PROGRAM NUMBER	APPROPRIATION AND PROGRAM TITLE	TOTAL GROSS EXPENDITURES	GROSS EXPENDITURES			
			First Quarter	Second Quarter	Third Quarter	Fourth Quarter
	<u>ALL DIRECT APPROPRIATIONS FY 1969 - TOTAL</u>	<u>\$18,556,749</u>	<u>\$3,217,101</u>	<u>\$4,333,227</u>	<u>\$5,328,326</u>	<u>\$5,678,095</u>
	<u>MILITARY PERSONNEL - TOTAL</u>	<u>5,962,886</u>	<u>1,463,653</u>	<u>1,507,837</u>	<u>1,513,792</u>	<u>1,477,604</u>
510	Pay and Allowances of Officers	1,755,728	440,805	430,285	440,400	444,238
530	Pay and Allowances of Enlisted Personnel	3,461,480	881,880	870,065	867,418	842,117
550	Pay and Allowances of Cadets	8,911	3,131	2,276	2,148	1,356
560	Subsistence of Enlisted Personnel	331,541	75,277	84,733	86,555	84,976
570	Movements - Permanent Change of Station	345,916	46,752	109,434	99,595	90,135
590	Other Military Personnel Costs	44,705	14,276	8,834	5,067	16,528
993	Appropriation Refunds on Transportation of Persons and Things	(26)	-	(2)	(7)	(17)
999	Miscellaneous Personnel Costs	-	1,243	2,544	(2,978)	(809)
	Undistributed	14,631	291	(334)	15,594	(920)
	<u>RESERVE PERSONNEL - TOTAL</u>	<u>60,092</u>	<u>16,233</u>	<u>15,693</u>	<u>11,861</u>	<u>16,305</u>
720	Reserve Personnel	50,939	14,712	11,809	9,951	14,467
780	Reserve Officer Candidates	9,116	1,545	3,884	1,832	1,855
993	Appropriate Refunds	-	-	-	-	-
	Undistributed	36	(24)	-	77	(17)
	<u>NATIONAL GUARD PERSONNEL - TOTAL</u>	<u>80,513</u>	<u>20,555</u>	<u>18,593</u>	<u>18,500</u>	<u>22,865</u>
520	National Guard Personnel	80,440	20,588	18,582	18,391	22,879
	Undistributed	73	(33)	11	109	(14)
	<u>OPERATION AND MAINTENANCE, AIR FORCE - TOTAL</u>	<u>6,461,807</u>	<u>1,095,674</u>	<u>1,594,554</u>	<u>1,836,361</u>	<u>1,935,218</u>
410	Aircraft Fuel and Oil	719,173	144,981	178,218	154,719	241,255
430	Logistical Support	2,590,334	422,619	646,560	720,565	800,590
440	Training Support	407,616	82,901	101,509	112,626	110,580
450	Operational Support	2,001,488	313,564	507,732	606,825	573,367
470	Medical Support	177,417	22,223	46,383	55,154	53,657
480	Service Wide Support	490,863	90,553	131,381	133,217	135,712
490	Contingencies	2,023	12,236	(11,466)	599	654
993	Refunds on Transportation of Persons and Things	(12)	1,415	(1,416)	(3)	(8)
994	Program Payments	1,025	-	97	169	759
	Undistributed (Unallocated)	42,129	5,183	(7,093)	25,309	18,730
991	Advance to General Services Administration	27,000	-	-	27,000	-
	Advance Payments	2,752	-	2,647	183	(78)
	<u>OPERATION AND MAINTENANCE, AIR NATIONAL GUARD - TOTAL</u>	<u>240,706</u>	<u>36,656</u>	<u>55,300</u>	<u>72,506</u>	<u>76,244</u>
410	Operation of Aircraft	33,179	3,172	9,458	7,827	12,722
430	Logistical Support	33,383	188	2,411	16,882	13,902
440	Training Support	172,295	33,248	43,391	46,987	48,669
470	Medical Support	411	41	98	124	148
480	Service Wide Support	124	13	34	37	40
	Undistributed	1,313	(6)	(92)	649	762
	<u>AIRCRAFT PROCUREMENT - TOTAL</u>	<u>1,788,252</u>	<u>196,412</u>	<u>378,789</u>	<u>750,978</u>	<u>462,073</u>
1000	Aircraft Weapons System	1,018,311	9,098	330,504	550,270	128,439
1100	Modifications	122,741	4,376	14,954	30,040	73,371
1200	In-Service Direct Ground Support Equipment-Common	13,087	12	1,049	3,887	8,139
1300	Component Improvement	33,226	4,054	6,246	6,757	16,169
1400	Aircraft Industrial Facilities	189	-	1	49	139
1500	Aircraft Replenishment Spares and Repair Parts	109,800	662	12,367	37,073	59,698
1600	Aircraft Initial Spares and Repair Parts	126,961	2,226	5,571	7,978	110,486
1700	War Consumables	6,081	-	-	831	5,250
1800	Procurement for Other Than Air Force	20,385	76	693	5,944	13,672
1900	Other Charges	336,952	175,166	6,880	108,371	46,535
3010	Acft Weapons System, First Destination Trans.	613	58	532	(192)	215
9930	Refunds on Trans of Persons and Things	(92)	(15)	(10)	(28)	(39)

UNCLASSIFIED

TABLE 159 - DEPARTMENT OF THE AIR FORCE GROSS EXPENDITURES AGAINST FY 1969 PROGRAM -  
DURING FY 1969 (CONTINUED)

PROGRAM NUMBER	APPROPRIATION AND PROGRAM TITLE	TOTAL GROSS EXPENDITURES	GROSS EXPENDITURES			
			First Quarter	Second Quarter	Third Quarter	Fourth Quarter
	<u>MISSILE PROCUREMENT - TOTAL</u> . . . . .	\$ 542,885	\$ 13,898	\$ 139,628	\$ 167,801	\$ 221,558
2000	Missile Weapon System . . . . .	75,900	1,157	5,356	21,443	47,944
2100	Modification . . . . .	44,892	6,788	11,785	13,435	12,884
2200	Replacement Equipment and VATE. . . . .	96	-	24	15	57
2400	Missile Industrial Facilities . . . . .	-	-	-	-	-
2500	Missile Replenishment Spares and Repair Parts . . . . .	3,112	3	161	1,321	1,627
2600	Missile Initial Spares and Repair Parts . . . . .	7,873	-	117	6,071	1,685
2700	Special Projects . . . . .	11,224	-	1,102	2,673	7,449
2800	Procurement Other Than Air Force. . . . .	6	-	-	-	6
2900	Other Charges . . . . .	390,897	5,994	120,496	119,081	145,326
3020	Missile Weapon System, First Destination Transportation. . . . .	152	(51)	317	(204)	90
9930	Refunds on Transportation of Persons and Things. . . . .	(81)	(18)	(30)	(16)	(17)
	Undistributed . . . . .	-	-	-	-	-
2300	Space Programs . . . . .	8,815	24	301	3,978	4,512
	<u>OTHER PROCUREMENT - TOTAL</u> . . . . .	1,062,882	121,402	46,235	334,764	560,481
8100	Munitions and Associated. . . . .	673,161	4,044	18,989	182,548	467,580
8200	Vehicular Equipment . . . . .	7,656	149	478	2,069	4,960
8300	Cryptologic and Other USAF Security Service Equipment . . . . .	3,030	-	36	707	2,287
8400	Electronic and Telecommunications Equipment	59,642	1,185	6,965	16,511	34,981
8500	Other Base Maintenance and Support Equipment . . . . .	308,129	115,820	4,396	136,384	51,529
8600	Other Industrial Facilities . . . . .	-	-	-	-	-
8700	Procurement Other Than Air Force. . . . .	2,459	-	42	84	2,333
8800	Equipment Modification. . . . .	6,001	313	115	3,718	1,855
9930	Refunds on Transportation of Persons and Things. . . . .	(928)	(116)	(165)	(179)	(468)
3080	Other Procurement, First Destination Transportation. . . . .	3,732	8	15,377	(7,077)	(4,576)
	Undistributed . . . . .	-	-	-	-	-
	<u>RESEARCH, DEVELOPMENT, TEST AND EVALUATION - TOTAL</u> . . . . .	2,337,047	252,618	575,592	618,055	890,782
601	First Destination Transportation. . . . .	134	62	53	(31)	50
610	Aircraft and Related Equipment. . . . .	233,198	21,062	15,862	41,277	154,997
620	Missiles and Related Equipment. . . . .	790,618	61,406	232,361	222,812	274,039
630	Military Astronautics and Related Equipment	819,441	99,760	216,555	216,580	286,546
670	Other Equipment . . . . .	151,866	8,830	32,536	40,960	69,540
680	Military Sciences . . . . .	81,598	7,998	15,971	25,284	32,345
690	Program Wide Management and Support . . . . .	260,230	53,508	62,266	71,181	73,275
993	Refunds on Transportation of Persons and Things. . . . .	(40)	(8)	(12)	(9)	(11)
	Undistributed . . . . .	-	-	-	-	-
	<u>MILITARY CONSTRUCTION, AIR FORCE - TOTAL</u> . . . . .	19,469	-	1,006	3,708	14,755
310	Project Planning and Design . . . . .	5,535	-	231	1,939	3,365
320	Major Construction, Inside the US . . . . .	8,044	-	547	687	6,810
330	Major Construction, Outside the US. . . . .	2,506	-	5	2	2,499
340	Minor Construction. . . . .	3,327	-	224	1,080	2,023
350	Support Activities. . . . .	-	-	-	-	-
993	Refunds on Transportation of Persons and Things. . . . .	(3)	-	(1)	(1)	(1)
	Appropriation Transfer Account . . . . .	59	-	-	-	59
	<u>MILITARY CONSTRUCTION, AIR FORCE RESERVE - TOTAL</u> . . . . .	13	-	-	-	13
310	Project Planning and Design . . . . .	11	-	-	-	11
320	Major Construction. . . . .	2	-	-	-	2
340	Minor Construction. . . . .	-	-	-	-	-
	<u>MILITARY CONSTRUCTION, AIR NATIONAL GUARD - TOTAL</u> . . . . .	197	-	-	-	197

Source: Financial Policy and Analysis Division, Directorate of Budget, Comptroller of the Air Force

UNCLASSIFIED

TABLE 160 — DEPARTMENT OF THE AIR FORCE GROSS EXPENDITURES AGAINST FY 1968 PROGRAM — 349  
DURING FY 1969

UNCLASSIFIED

(Figures are in thousands of dollars and do not necessarily add to totals due to rounding. Figures in parentheses denote minus amounts.)

PRO-GRAM NUM-BER	APPROPRIATION AND PROGRAM TITLE	TOTAL GROSS EXPENDITURES	GROSS EXPENDITURES			
			First Quarter	Second Quarter	Third Quarter	Fourth Quarter
	<u>ALL DIRECT APPROPRIATIONS FY 1968 - TOTAL</u>	\$ 6,478,061	\$ 2,526,227	\$ 1,743,676	\$ 1,266,306	\$ 941,852
	<u>MILITARY PERSONNEL - TOTAL</u>	104,763	75,321	27,884	211	1,347
510	Pay and Allowances of Officers . . . . .	5,953	5,738	207	(67)	75
530	Pay and Allowances of Enlisted Personnel . . . . .	10,877	11,073	34	(246)	16
550	Pay and Allowances of Cadets . . . . .	33	53	(1)	(20)	1
560	Subsistence of Enlisted Personnel . . . . .	10,489	9,326	1,080	39	44
570	Movements - Permanent Change of Station . . . . .	87,719	60,167	26,011	(390)	1,931
590	Other Military Personnel Costs . . . . .	313	249	26	34	4
993	Appropriation Refunds on Transportation of Persons and Things . . . . .	(274)	(33)	(67)	(85)	(89)
999	Miscellaneous Personnel Costs . . . . .	-	-	-	-	-
	Undistributed . . . . .	(10,347)	(11,252)	594	946	(635)
	<u>RESERVE PERSONNEL - TOTAL</u>	5,721	3,702	392	1,596	31
720	Reserve Personnel . . . . .	5,077	3,327	151	1,577	22
780	Reserve Officer Candidates . . . . .	646	378	240	21	7
993	Appropriation Refunds . . . . .	(1)	-	-	-	(1)
	Undistributed . . . . .	(1)	(2)	1	(2)	2
	<u>NATIONAL GUARD PERSONNEL - TOTAL</u>	5,990	4,722	109	1,113	46
520	National Guard Personnel . . . . .	6,029	4,795	101	1,108	25
993	Appropriation Refunds . . . . .	(1)	-	(1)	-	-
	Undistributed . . . . .	(38)	(73)	8	7	20
	<u>OPERATION AND MAINTENANCE, AIR FORCE - TOTAL</u>	715,155	471,390	161,415	44,982	37,368
410	Aircraft Fuel and Oil . . . . .	26,567	23,332	2,259	852	124
430	Logistical Support . . . . .	358,483	225,471	82,338	32,953	17,721
440	Training Support . . . . .	30,548	32,760	3,390	(6,162)	560
450	Operation Support . . . . .	336,869	216,030	69,797	33,189	17,853
470	Medical Support . . . . .	33,068	26,650	2,613	2,488	1,317
480	Service Wide Support . . . . .	38,394	25,974	6,323	4,103	1,994
490	Contingencies . . . . .	547	390	111	(463)	509
993	Refunds on Transportation of Persons and Things . . . . .	(509)	(39)	(73)	(177)	(220)
994	Progress Payments . . . . .	(3,045)	(1,773)	(1,632)	(1,072)	1,432
	Undistributed (Unallocated) . . . . .	(55,208)	(47,375)	(2,639)	(1,274)	(3,920)
	Advance to General Services Administration . . . . .	(32,000)	(5,000)	-	(27,000)	-
991	Advance Payments . . . . .	(3,557)	(2,484)	(1,073)	-	-
	Advance to Defense Supply Agency . . . . .	(15,000)	(15,000)	-	-	-
	Project Firm . . . . .	-	(7,547)	-	7,547	-
	<u>OPERATION AND MAINTENANCE, AIR NATIONAL GUARD - TOTAL</u>	21,653	16,957	3,680	816	200
410	Operation of Aircraft . . . . .	2,551	2,168	345	17	21
430	Logistical Support . . . . .	6,660	4,553	1,844	72	191
440	Training Support . . . . .	12,792	10,919	1,380	373	120
470	Medical Support . . . . .	180	130	42	3	5
480	Service Wide Support . . . . .	12	12	-	-	-
	Undistributed . . . . .	(529)	(825)	73	355	(132)
993	Refunds . . . . .	(14)	-	(3)	(4)	(7)
	<u>AIRCRAFT PROCUREMENT - TOTAL</u>	2,446,662	921,663	603,144	436,110	485,745
1000	Aircraft Weapons System . . . . .	1,200,357	495,343	268,298	164,513	272,203
1100	Modifications . . . . .	311,821	78,445	96,838	84,109	52,429
1200	In-Service Direct Ground Support Equipment-Common . . . . .	29,200	5,622	8,066	7,513	7,999
1300	Component Improvement . . . . .	28,405	9,510	9,160	6,585	3,150
1400	Aircraft Industrial Facilities . . . . .	9,102	305	1,908	2,226	4,663
1500	Aircraft Replenishment Spares and Repair Parts . . . . .	503,568	167,410	164,394	117,428	54,336
1600	Aircraft Initial Spares and Repair Parts . . . . .	155,542	72,158	6,543	11,304	65,537

UNCLASSIFIED

UNCLASSIFIED

TABLE 160 - DEPARTMENT OF THE AIR FORCE GROSS EXPENDITURES AGAINST FY 1968 PROGRAM -  
DURING FY 1969 (CONTINUED)

PRO- GRAM NUM- BER	APPROPRIATION AND PROGRAM TITLE	TOTAL GROSS EXPENDITURES	GROSS EXPENDITURES			
			First Quarter	Second Quarter	Third Quarter	Fourth Quarter
	<u>AIRCRAFT PROCUREMENT</u> (Continued)					
1700	War Consumables . . . . .	11,361	3,511	3,714	3,019	1,117
1800	Procurement for Other Than Air Force. . . . .	90,232	25,791	26,534	21,394	16,513
1900	Other Charges . . . . .	107,399	63,496	17,979	18,101	7,823
3010	Aircraft Weapons System, First Destination Transportation. . . . .	(298)	101	(290)	(82)	(27)
9930	Refunds on Transportation of Persons and Things. . . . .	(27)	(27)	-	-	-
	<u>MISSILE PROCUREMENT - TOTAL</u> . . . . .	<u>680,005</u>	<u>233,720</u>	<u>170,113</u>	<u>156,538</u>	<u>119,634</u>
2000	Missile Weapons System. . . . .	171,816	43,847	32,037	49,694	46,238
2100	Modifications . . . . .	115,119	34,445	42,078	21,487	17,109
2200	Replacement Equipment and VATE. . . . .	344	57	182	24	81
2300	Space Programs. . . . .	3,093	741	926	644	782
2400	Missile Industrial Facilities . . . . .	1,128	79	107	222	720
2500	Missile Replenishment Spares and Repair Parts . . . . .	22,578	6,560	6,235	4,809	4,974
2600	Missile Initial Spares and Repair Parts . . . . .	35,997	7,592	8,643	13,665	6,097
2700	Special Projects. . . . .	36,022	4,517	13,914	9,590	8,001
2800	Procurement Other Than Air Force. . . . .	2,820	75	1,207	790	748
2900	Other Changes . . . . .	291,376	135,911	64,937	55,632	34,896
3020	Missile Weapon System, First Destination Transportation. . . . .	(274)	(89)	(156)	(18)	(11)
9930	Refunds on Transportation of Persons and Things. . . . .	(14)	(13)	-	-	(1)
	Undistributed . . . . .	-	-	-	-	-
	<u>OTHER PROCUREMENT - TOTAL</u> . . . . .	<u>1,218,461</u>	<u>289,696</u>	<u>387,414</u>	<u>395,349</u>	<u>146,002</u>
8100	Munitions and Associated Equipment. . . . .	919,571	187,983	313,720	331,007	86,861
8200	Vehicular Equipment . . . . .	45,946	19,285	9,156	9,028	8,477
8300	Cryptologic and Other USAF Security Service Equipment . . . . .	15,725	3,908	3,511	5,291	3,015
8400	Electronic and Telecommunications Equipment Other Base Maintenance and Support Equipment . . . . .	115,767	31,971	34,419	25,152	24,225
8500	Equipment . . . . .	94,503	40,339	20,658	17,705	15,801
8600	Other Industrial Facilities . . . . .	208	-	10	2	196
8700	Procurement Other Than Air Force. . . . .	19,084	2,735	5,989	5,381	4,979
8800	Equipment Modification. . . . .	10,980	1,841	3,495	2,752	2,892
9930	Refunds on Transportation of Persons and Things. . . . .	(92)	(93)	(2)	-	3
3080	Other Procurement, First Destination Transportation. . . . .	(3,231)	1,726	(3,541)	(970)	(446)
	Undistributed . . . . .	-	-	-	-	-
	<u>RESEARCH, DEVELOPMENT, TEST AND EVALUATION - TOTAL</u> . . . . .	<u>1,010,943</u>	<u>479,099</u>	<u>302,955</u>	<u>153,429</u>	<u>75,460</u>
601	First Destination Transportation. . . . .	(29)	157	(55)	(144)	13
610	Aircraft and Related Equipment. . . . .	223,160	33,809	118,990	58,933	11,428
620	Missiles and Related Equipment. . . . .	233,210	131,939	65,258	21,321	14,692
630	Military Astronautics and Related Equipment Other Equipment . . . . .	343,462	226,544	68,737	25,084	23,097
670	Other Equipment . . . . .	114,648	41,571	27,666	29,810	15,601
680	Military Sciences . . . . .	66,532	24,612	17,662	16,115	8,143
690	Program Wide Management and Support . . . . .	29,968	20,475	4,695	2,312	2,486
993	Refunds on Transportation of Persons and Things. . . . .	(7)	(8)	-	-	1
	Undistributed . . . . .	-	-	-	-	1

UNCLASSIFIED

TABLE 160 -- DEPARTMENT OF THE AIR FORCE GROSS EXPENDITURES AGAINST FY 1968 PROGRAM --  
DURING FY 1969 (CONTINUED)

PRO- GRAM NUM- BER	APPROPRIATION AND PROGRAM TITLE	TOTAL GROSS EXPENDITURES	GROSS EXPENDITURES			
			First Quarter	Second Quarter	Third Quarter	Fourth Quarter
	<u>MILITARY CONSTRUCTION, AIR FORCE - TOTAL . . .</u>	<u>262,644</u>	<u>29,440</u>	<u>84,107</u>	<u>74,767</u>	<u>74,330</u>
310	Project Planning and Design. . . . .	6,030	1,393	2,133	1,712	792
320	Major Construction, Inside the US. . . . .	173,725	22,328	55,926	50,564	44,907
330	Major Construction, Outside the US . . . . .	75,891	4,188	23,475	20,686	27,542
340	Minor Construction . . . . .	6,102	1,424	2,171	1,543	964
350	Support Activities . . . . .	879	83	325	262	209
993	Refunds on Transportation of Persons and Things . . . . .	-	-	-	-	-
	Appropriation Transfer Account . . . . .	17	24	76	1	(84)
	<u>MILITARY CONSTRUCTION, AIR FORCE RESERVE -</u>					
	<u>TOTAL. . . . .</u>	<u>1,342</u>	<u>15</u>	<u>267</u>	<u>476</u>	<u>584</u>
310	Project Planning and Design. . . . .	221	9	87	50	75
320	Major Construction . . . . .	1,121	7	179	426	509
	Undistributed. . . . .	-	-	-	-	-
	<u>MILITARY CONSTRUCTION, AIR NATIONAL GUARD -</u>					
	<u>TOTAL. . . . .</u>	<u>4,722</u>	<u>502</u>	<u>2,196</u>	<u>919</u>	<u>1,105</u>

Source: Financial Policy and Analysis Division, Directorate of Budget, Comptroller of the Air Force

UNCLASSIFIED

TABLE 161 - DEPARTMENT OF THE AIR FORCE GROSS EXPENDITURES AGAINST FY 1967 PROGRAM - DURING FY 1969

(Figures are in thousands of dollars and do not necessarily add to totals due to rounding. Figures in parentheses denote minus amounts.)

PRO- GRAM NUM- BER	APPROPRIATION AND PROGRAM TITLE	TOTAL GROSS EXPENDITURES	GROSS EXPENDITURES			
			First Quarter	Second Quarter	Third Quarter	Fourth Quarter
	<u>ALL DIRECT APPROPRIATIONS FY 1967 - TOTAL.</u>	\$ 1,941,019	\$ 621,099	\$ 616,084	\$ 364,403	\$ 339,433
	<u>MILITARY PERSONNEL - TOTAL</u>	1,591	840	490	135	126
510	Pay and Allowances of Officers . . . . .	145	88	65	(15)	7
530	Pay and Allowances of Enlisted Personnel . . . . .	346	371	25	(11)	(39)
550	Pay and Allowances of Cadets . . . . .	(2)	(1)	-	-	(1)
560	Subsistence of Enlisted Personnel . . . . .	52	15	3	8	26
570	Movements - Permanent Change of Station . . . . .	1,560	719	462	217	162
590	Other Military Personnel Costs . . . . .	5	-	2	1	2
993	Appropriation Refunds on Transportation of Persons and Things . . . . .	(314)	(126)	(83)	(62)	(43)
999	Miscellaneous Personnel Costs . . . . .	-	-	-	-	-
	Undistributed . . . . .	(201)	(226)	15	(3)	13
	<u>RESERVE PERSONNEL - TOTAL</u>	26	11	9	3	3
750	Reserve Personnel . . . . .	24	9	9	3	3
770	Reserve Officer Candidates . . . . .	2	2	-	-	-
	Undistributed . . . . .	-	-	-	-	-
993	Appropriation Refunds . . . . .	-	(1)	-	1	-
	<u>NATIONAL GUARD PERSONNEL - TOTAL</u>	4	1	2	1	-
520	National Guard Personnel . . . . .	4	1	2	1	-
	Undistributed . . . . .	1	-	-	1	-
993	Appropriation Refunds . . . . .	(1)	-	-	(1)	-
	<u>OPERATION AND MAINTENANCE, AIR FORCE - TOTAL</u>	30,908	12,647	7,625	6,672	3,964
410	Aircraft Fuel and Oil . . . . .	(217)	(340)	36	83	4
430	Logistical Support . . . . .	21,839	12,140	4,291	2,106	3,302
440	Training Support . . . . .	202	7,870	41	(7,747)	38
450	Operational Support . . . . .	18,329	6,952	6,175	3,877	1,325
470	Medical Support . . . . .	63	497	61	(463)	(32)
480	Service Wide Support . . . . .	977	472	365	20	120
490	Contingencies . . . . .	(34)	27	(76)	8	7
993	Refunds on Transportation of Persons and Things . . . . .	(522)	(224)	(142)	(112)	(44)
994	Progress Payments . . . . .	(1,498)	(607)	(664)	(15)	(212)
	Undistributed (Unallocated) . . . . .	(7,968)	(6,087)	(2,462)	1,125	(544)
997	Advance Payments . . . . .	(263)	(261)	-	(1)	(1)
	Project Firm . . . . .	-	(7,791)	(2)	7,793	-
	<u>OPERATION AND MAINTENANCE, AIR NATIONAL GUARD - TOTAL</u>	188	69	41	14	64
410	Operation of Aircraft . . . . .	8	2	1	1	4
430	Logistical Support . . . . .	124	29	36	-	59
440	Training Support . . . . .	58	42	-	15	1
470	Medical Support . . . . .	8	4	4	-	-
480	Service Wide Support . . . . .	-	-	-	-	-
	Undistributed . . . . .	3	-	1	1	1
993	Refund on Transportation . . . . .	(12)	(6)	(3)	(2)	(1)
	<u>AIRCRAFT PROCUREMENT - TOTAL</u>	1,112,274	328,840	343,747	214,644	225,043
1000	Aircraft Weapons System . . . . .	633,740	190,878	199,413	100,614	142,835
1100	Modification . . . . .	121,800	37,467	45,212	28,610	10,511
1200	In-Service Direct Ground Support Equipment- Common . . . . .	18,004	5,713	4,939	4,406	2,946
1300	Component Improvement . . . . .	13,547	3,424	5,013	4,181	929
1400	Aircraft Industrial Facilities . . . . .	22,572	6,795	6,938	3,957	4,882
1500	Aircraft Replenishment Spares and Repair Parts . . . . .	63,212	25,699	20,991	10,891	5,631

UNCLASSIFIED



UNCLASSIFIED

TABLE 161 - DEPARTMENT OF THE AIR FORCE GROSS EXPENDITURES AGAINST FY 1967 PROGRAM -  
DURING FY 1969 (CONTINUED)

PRO- GRAM NUM- BER	APPROPRIATION AND PROGRAM TITLE	TOTAL GROSS EXPENDITURES	GROSS EXPENDITURES			
			First Quarter	Second Quarter	Third Quarter	Fourth Quarter
	<u>AIRCRAFT PROCUREMENT (Continued)</u>					
1600	Aircraft Initial Spares and Repair Parts . .	136,242	32,647	37,938	17,682	47,975
1700	War Consumables . . . . .	6,928	3,212	1,945	1,509	262
1800	Procurement for Other Than Air Force . . . .	86,213	19,816	21,049	38,508	6,840
1900	Other Charges . . . . .	10,018	3,185	304	4,294	2,235
3010	Aircraft Weapons System, First Destination Transportation . . . . .	-	-	8	(8)	-
9930	Refunds on Transportation of Persons and Things . . . . .	-	3	(3)	2	(2)
	<u>MISSILE PROCUREMENT - TOTAL . . . . .</u>	<u>158,529</u>	<u>58,270</u>	<u>45,450</u>	<u>37,432</u>	<u>17,377</u>
2000	Missile Weapon System . . . . .	45,063	18,716	17,837	5,772	2,738
2100	Modifications . . . . .	46,041	11,295	5,629	20,937	8,180
2200	Replacement Equipment and VATE . . . . .	213	48	120	45	-
2300	Space Programs . . . . .	7,250	2,747	2,204	1,723	576
2400	Missile Industrial Facilities . . . . .	3,080	1,248	942	422	468
2500	Missile Replenishment Spares and Repair Parts . . . . .	6,776	2,158	1,653	2,014	951
2600	Missile Initial Spares and Repair Parts . . . .	8,769	5,924	2,045	(66)	866
2700	Special Projects . . . . .	10,607	5,188	3,541	1,191	687
2800	Procurement Other Than Air Force . . . . .	748	505	3	239	1
2900	Other Charges . . . . .	29,983	10,443	11,476	5,152	2,912
3020	Missile Weapon System, First Destination Transportation . . . . .	(1)	-	(1)	-	-
9930	Refunds on Transportation of Persons and Things . . . . .	-	-	-	-	-
	Undistributed . . . . .	-	-	-	-	-
	<u>OTHER PROCUREMENT - TOTAL . . . . .</u>	<u>336,691</u>	<u>121,102</u>	<u>115,356</u>	<u>50,930</u>	<u>49,303</u>
8100	Munitions and Associated Equipment . . . . .	185,246	62,372	77,183	21,764	23,927
8200	Vehicular Equipment . . . . .	20,041	7,543	2,692	5,744	4,062
8300	Cryptologic and Other USAF Security Service Equipment . . . . .	6,421	3,854	1,613	806	148
8400	Electronic and Telecommunications Equipment . . . . .	83,609	32,171	23,104	14,184	14,150
8500	Other Base Maintenance and Support Equipment . . . . .	19,353	7,256	5,507	3,127	3,463
8600	Other Industrial Facilities . . . . .	1,826	837	674	35	280
8700	Procurement Other Than Air Force . . . . .	8,600	2,495	1,836	2,336	1,933
8800	Equipment Modification . . . . .	11,771	4,719	2,770	2,941	1,341
9930	Refunds on Transportation of Persons and Things . . . . .	(2)	(1)	-	(2)	1
3080	Other Procurement, First Destination Transportation . . . . .	(175)	(144)	(23)	(3)	(5)
	Undistributed . . . . .	-	-	-	-	-
	<u>RESEARCH, DEVELOPMENT, TEST AND EVALUATION - TOTAL . . . . .</u>	<u>196,754</u>	<u>63,924</u>	<u>71,724</u>	<u>35,575</u>	<u>25,531</u>
601	First Destination Transportation . . . . .	(14)	4	(16)	(3)	1
610	Aircraft and Related Equipment . . . . .	62,085	14,573	34,754	7,333	5,425
620	Missiles and Related Equipment . . . . .	22,290	10,836	5,361	3,349	2,744
630	Military Astronautics and Related Equipment . . . . .	55,344	14,936	21,750	10,700	7,958
670	Other Equipment . . . . .	35,358	15,113	5,021	9,809	5,415
680	Military Sciences . . . . .	19,404	7,299	4,378	4,250	3,477
690	Program Wide Management and Support . . . .	2,285	1,164	475	137	509
993	Refunds on Transportation of Persons and Things . . . . .	1	-	1	-	-
	Undistributed . . . . .	-	-	-	-	-

UNCLASSIFIED

## UNCLASSIFIED

TABLE 161 -- DEPARTMENT OF THE AIR FORCE GROSS EXPENDITURES AGAINST FY 1967 PROGRAM --  
DURING FY 1969 (CONTINUED)

PRO- GRAM NUM- BER	APPROPRIATION AND PROGRAM TITLE	TOTAL GROSS EXPENDITURES	GROSS EXPENDITURES			
			First Quarter	Second Quarter	Third Quarter	Fourth Quarter
	<u>MILITARY CONSTRUCTION, AIR FORCE - TOTAL . . . . .</u>	<u>99,634</u>	<u>33,518</u>	<u>29,990</u>	<u>18,358</u>	<u>17,768</u>
310	Project Planning and Design. . . . .	4,458	2,520	1,342	747	(151)
320	Major Construction, Inside the US. . . . .	48,673	14,833	15,650	10,961	7,229
330	Major Construction, Outside the US . . . . .	45,611	15,696	12,834	6,508	10,573
340	Minor Construction . . . . .	812	463	158	130	61
350	Support Activities . . . . .	19	7	(1)	9	4
993	Refunds on Transportation of Persons and Things . . . . .	1	-	-	1	-
	Undistributed. . . . .	-	-	-	-	-
	Appropriation Transfer Account . . . . .	60	-	6	3	51
	<u>MILITARY CONSTRUCTION, AIR FORCE RESERVE -</u>					
	<u>TOTAL . . . . .</u>	<u>1,128</u>	<u>346</u>	<u>566</u>	<u>75</u>	<u>141</u>
310	Project Planning and Design. . . . .	64	27	13	13	11
320	Major Construction . . . . .	1,064	318	554	62	130
340	Minor Construction . . . . .	-	-	-	-	-
	Undistributed. . . . .	-	-	-	-	-
	<u>MILITARY CONSTRUCTION, AIR NATIONAL GUARD -</u>					
	<u>TOTAL . . . . .</u>	<u>3,292</u>	<u>1,531</u>	<u>1,084</u>	<u>564</u>	<u>113</u>

Source: Financial Policy and Analysis Division, Directorate of Budget, Comptroller of the Air Force

UNCLASSIFIED

**TABLE 162 - DEPARTMENT OF THE AIR FORCE GROSS EXPENDITURES AGAINST FY 1966 PROGRAM - DURING FY 1969**

(Figures are in thousands of dollars and do not necessarily add to totals due to rounding. Figures in parentheses denote minus amounts.)

PRO-GRAM NUM-BER	APPROPRIATION AND PROGRAM TITLE	TOTAL GROSS EXPENDITURES	GROSS EXPENDITURES			
			First Quarter	Second Quarter	Third Quarter	Fourth Quarter
	<u>ALL DIRECT APPROPRIATIONS FY 1966 - TOTAL</u>	<u>\$ 491,157</u>	<u>\$ 180,730</u>	<u>\$ 132,048</u>	<u>\$ 97,831</u>	<u>\$ 80,548</u>
	<u>AIRCRAFT PROCUREMENT - TOTAL</u>	<u>218,092</u>	<u>96,475</u>	<u>57,389</u>	<u>37,744</u>	<u>26,484</u>
1000	Aircraft Weapons System	124,062	55,686	27,610	28,681	12,085
1100	Modifications	33,913	17,664	2,325	9,045	4,879
1200	In-Service Direct Ground Support					
	Equipment-Common	1,486	1,204	(574)	491	365
1300	Component Improvement	2,631	831	746	526	528
1400	Aircraft Industrial Facilities	4,090	1,379	1,505	499	707
1500	Aircraft Replenishment Spares and Repair					
	Parts	9,036	5,102	1,628	1,626	680
1600	Aircraft Initial Spares and Repair Parts	37,202	13,436	20,792	(936)	3,910
1700	War Consumables	623	249	314	37	23
1800	Procurement for Other Than Air Force	(2,927)	(2,195)	1,833	(4,123)	1,558
1900	Other Charges	7,977	3,120	1,211	1,895	1,751
3010	Aircraft Weapons System, First Destination Transportation	(1)	(1)	-	2	(1)
9930	Refunds on Transportation of Persons and Things	-	-	-	-	-
	<u>MISSILE PROCUREMENT - TOTAL</u>	<u>24,390</u>	<u>15,181</u>	<u>3,854</u>	<u>3,624</u>	<u>1,731</u>
2000	Missile Weapons System	10,088	2,422	3,868	2,722	1,075
2100	Modifications	4,216	5,096	(806)	(40)	(34)
2200	Replacement Equipment and VATE	105	46	52	6	1
2300	Space Programs	749	752	-	-	-
2400	Missile Industrial Facilities	255	138	62	(223)	278
2500	Missile Replenishment Spares and Repair					
	Parts	634	490	-	110	34
2600	Missile Initial Spares and Repair Parts	1,268	270	426	605	(33)
2800	Procurement for Other Than Air Force	274	272	2	-	-
2900	Other Charges	6,802	5,695	250	445	412
3020	Missile Weapons System, First Destination Transportation	(1)	(1)	-	-	-
9930	Refunds on Transportation of Persons and Things	-	-	-	-	-
	<u>OTHER PROCUREMENT - TOTAL</u>	<u>94,704</u>	<u>23,907</u>	<u>30,083</u>	<u>18,342</u>	<u>22,373</u>
8100	Munitions and Associated Equipment	17,234	(1,162)	5,591	1,595	11,210
8200	Vehicular Equipment	6,706	(246)	4,668	1,879	405
8300	Cryptologic and Other USAF Security Service Equipment	3,059	735	1,402	633	289
8400	Electronic and Telecommunications Equipment	57,017	21,524	15,250	11,630	8,613
8500	Other Base Maintenance and Support Equipment	4,213	1,374	1,713	537	589
8600	Other Industrial Facilities	785	194	39	552	-
8700	Procurement for Other than Air Force	2,078	881	(69)	568	698
8800	Equipment Modification	3,616	525	1,563	957	571
9930	Refunds on Transportation of Persons and Things	-	-	-	-	-
3080	Other Procurement, First Destination Transportation	(3)	80	(70)	(13)	-
	<u>RESEARCH, DEVELOPMENT, TEST AND EVALUATION - TOTAL</u>	<u>65,539</u>	<u>21,800</u>	<u>12,367</u>	<u>15,657</u>	<u>15,715</u>
601	First Destination Transportation	(1)	6	(6)	-	(1)
610	Aircraft and Related Equipment	19,478	5,595	4,997	(300)	9,186
620	Missiles and Related Equipment	12,319	6,483	4,149	851	836
630	Military Astronautics and Related Equipment	16,910	5,939	(2,075)	10,432	2,614

UNCLASSIFIED

TABLE 162 - DEPARTMENT OF THE AIR FORCE GROSS EXPENDITURES AGAINST FY 1966 PROGRAM -  
DURING FY 1969 (CONTINUED)

PRO- GRAM NUM- BER	APPROPRIATION AND PROGRAM TITLE	TOTAL GROSS EXPENDITURES	GROSS EXPENDITURES			
			First Quarter	Second Quarter	Third Quarter	Fourth Quarter
	<u>RESEARCH, DEVELOPMENT, TEST AND EVALUATION</u> (Continued)					
670	Other Equipment . . . . .	11,139	1,291	3,775	3,464	2,609
680	Military Sciences . . . . .	5,345	2,326	1,453	1,096	470
690	Program - Wide Management and Support . . .	350	160	74	116	-
993	Refunds on Transportation of Persons and Things . . . . .	(2)	-	-	-	(2)
	Undistributed . . . . .	-	-	-	-	-
	<u>MILITARY CONSTRUCTION, AIR FORCE - TOTAL</u> . .	<u>87,114</u>	<u>22,745</u>	<u>27,899</u>	<u>22,305</u>	<u>14,165</u>
310	Project Planning and Design . . . . .	1,376	647	333	474	(78)
320	Major Construction, Inside the US . . . . .	47,543	14,470	13,219	12,770	7,084
330	Major Construction, Outside the US . . . . .	36,577	7,524	13,999	8,149	6,905
340	Minor Construction . . . . .	210	80	38	69	23
350	Support Activities . . . . .	12	-	7	-	5
	Undistributed/Appropriation Transfer Account . . . . .	1,396	24	303	844	225
	<u>MILITARY CONSTRUCTION, AIR FORCE RESERVE -</u>					
	<u>TOTAL</u> . . . . .	<u>248</u>	<u>94</u>	<u>141</u>	<u>12</u>	<u>1</u>
310	Project Planning and Design . . . . .	3	2	-	-	1
320	Major Construction . . . . .	245	92	141	12	-
	Undistributed . . . . .	-	-	-	-	-
	<u>MILITARY CONSTRUCTION, AIR NATIONAL GUARD -</u>					
	<u>TOTAL</u> . . . . .	<u>1,069</u>	<u>528</u>	<u>316</u>	<u>147</u>	<u>78</u>
310	Project Planning and Design . . . . .	78	24	33	32	(11)
320	Major Construction . . . . .	991	504	283	115	90
340	Minor Construction . . . . .	-	-	-	-	-
	Undistributed . . . . .	-	-	-	-	-

Source: Financial Policy and Analysis Division, Directorate of Budget, Comptroller of the Air Force

UNCLASSIFIED

UNCLASSIFIED

TABLE 163 - DEPARTMENT OF THE AIR FORCE GROSS EXPENDITURES AGAINST FY 1965 PROGRAM - DURING FY 1969

(Figures are in thousands of dollars and do not necessarily add due to rounding. Figures in parentheses denote minus amounts.)

PRO-GRAM NUM-BER	APPROPRIATION AND PROGRAM TITLE	TOTAL GROSS EXPENDITURES	GROSS EXPENDITURE			
			First Quarter	Second Quarter	Third Quarter	Fourth Quarter
	<u>ALL DIRECT APPROPRIATIONS FY 1965 - TOTAL . .</u>	\$ <u>94,631</u>	\$ <u>49,200</u>	\$ <u>24,224</u>	\$ <u>10,672</u>	\$ <u>10,535</u>
	<u>AIRCRAFT PROCUREMENT - TOTAL . . . . .</u>	<u>39,362</u>	<u>21,601</u>	<u>13,390</u>	<u>(72)</u>	<u>4,443</u>
1000	Aircraft Weapons System . . . . .	16,251	6,217	9,928	(1,365)	1,471
1100	Modification . . . . .	6,574	1,609	1,142	2,024	1,799
1200	In-Service Direct Ground Support					
	Equipment - Common . . . . .	363	52	245	53	13
1300	Component Improvement . . . . .	1,794	1,182	314	143	155
1400	Aircraft Industrial Facilities . . . . .	340	30	217	(4)	97
1500	Aircraft Replenishment Spares and Repair Parts . .	403	343	35	5	20
1600	Aircraft Initial Spares and Repair Parts . . . . .	10,018	10,919	383	(1,889)	605
1700	War Consumables . . . . .	11	-	2	9	-
1800	Procurement for Other Than Air Force . . . . .	2,492	1,250	714	341	187
1900	Other Charges . . . . .	1,116	-	409	612	95
	<u>MISSILE PROCUREMENT - TOTAL . . . . .</u>	<u>(543)</u>	<u>(1,975)</u>	<u>266</u>	<u>1,655</u>	<u>(489)</u>
2000	Missile Weapons System . . . . .	640	1,051	(82)	1,217	(1,546)
2100	Modifications . . . . .	1,626	1,060	407	200	(41)
2200	Replacement Equipment and VATE . . . . .	1	1	-	-	-
2400	Missile Industrial Facilities . . . . .	45	1	44	(3)	3
2500	Replenishment Spares . . . . .	30	25	(30)	30	5
2600	Initial Spares . . . . .	1,694	665	(154)	123	1,060
2800	Procurement Other Than Air Force . . . . .	2	-	1	-	1
2900	Other Charges . . . . .	(4,581)	(4,778)	80	88	29
	<u>OTHER PROCUREMENT - TOTAL . . . . .</u>	<u>35,054</u>	<u>23,524</u>	<u>5,736</u>	<u>3,421</u>	<u>2,373</u>
8100	Munitions and Associated Equipment . . . . .	378	281	845	423	(1,171)
8200	Vehicular Equipment . . . . .	697	153	318	226	-
8300	Cryptologic and Other USAF Security					
	Service Equipment . . . . .	1,194	407	206	382	199
8400	Electronic and Telecommunications Equipment . . .	31,723	22,033	3,917	2,131	3,642
8500	Other Base Maintenance and Support Equipment . .	744	283	47	209	205
8600	Other Industrial Facilities . . . . .	(4)	19	-	(23)	-
8700	Procurement Other Than Air Force . . . . .	273	8	260	(3)	8
8800	Equipment Modification . . . . .	49	340	143	76	(510)
	<u>RESEARCH, DEVELOPMENT, TEST AND EVALUATION - TOTAL .</u>	<u>16,552</u>	<u>4,270</u>	<u>3,148</u>	<u>6,370</u>	<u>2,764</u>
601	First Destination Transportation . . . . .	2	-	-	-	-
610	Aircraft and Related Equipment . . . . .	1,977	439	(113)	980	671
620	Missiles and Related Equipment . . . . .	3,713	(663)	519	3,417	440
630	Military Astronautics and Related Equipment . . .	4,179	1,424	1,230	1,069	456
670	Other Equipment . . . . .	5,137	2,670	1,038	623	806
680	Military Sciences . . . . .	892	311	191	281	109
690	Program Wide Management and Support . . . . .	653	88	285	-	280
	<u>MILITARY CONSTRUCTION, AIR FORCE - TOTAL . . . . .</u>	<u>3,394</u>	<u>1,427</u>	<u>1,463</u>	<u>(856)</u>	<u>1,360</u>
310	Advance Project Planning . . . . .	117	105	62	(128)	78
320	Military Construction, Inside the US . . . . .	1,445	536	399	62	448
330	Military Construction, Outside the US . . . . .	848	772	460	(926)	542
340	Minor Construction . . . . .	15	1	13	1	-
	Undistributed/Appropriation Transfer Account . .	969	13	528	135	293
	<u>MILITARY CONSTRUCTION, AIR FORCE RESERVE - TOTAL . .</u>	<u>31</u>	<u>2</u>	<u>2</u>	<u>27</u>	<u>-</u>
320	Reserve Construction . . . . .	23	2	-	21	-
340	Minor Construction . . . . .	8	-	2	6	-
	<u>MILITARY CONSTRUCTION, AIR NATIONAL GUARD - TOTAL .</u>	<u>781</u>	<u>351</u>	<u>219</u>	<u>127</u>	<u>84</u>
310	Advance Project Planning . . . . .	(130)	(97)	6	(11)	(28)
320	Air National Guard Construction . . . . .	872	448	174	138	112
340	Minor Construction . . . . .	39	-	39	-	-

Source: Financial Policy and Analysis Division, Directorate of Budget, Comptroller of the Air Force

UNCLASSIFIED

UNCLASSIFIED

TABLE 164 - DEPARTMENT OF THE AIR FORCE GROSS EXPENDITURES AGAINST FY 1964 PROGRAM - DURING FY 1969

(Figures are in thousands of dollars and do not necessarily add due to rounding. Figures in parentheses denote minus amounts.)

PRO-GRAM NUM-BER	APPROPRIATION AND PROGRAM TITLE	TOTAL GROSS EXPENDITURES	GROSS EXPENDITURES			
			First Quarter	Second Quarter	Third Quarter	Fourth Quarter
	<u>ALL DIRECT APPROPRIATIONS FY 1964 - TOTAL</u> . . . . .	\$ 29,801	\$ 4,166	\$ 17,027	\$ 4,613	\$ 3,995
	<u>AIRCRAFT PROCUREMENT - TOTAL</u> . . . . .	7,313	3,644	6,264	(1,771)	(824)
1000	Aircraft Weapon System . . . . .	5,747	2,559	6,089	(2,325)	(576)
1100	Modification . . . . .	(208)	233	(336)	190	(295)
1200	In-Service Direct Ground Support Equipment-Common. . . . .	857	534	214	57	52
1300	Component Improvement. . . . .	507	162	91	252	2
1400	Aircraft Industrial Facilities . . . . .	(26)	12	(3)	(13)	(22)
1500	Replenishment Spares . . . . .	42	39	-	3	-
1700	War Consumables. . . . .	-	-	-	-	-
1800	Procurement Other Than Air Force . . . . .	81	34	11	22	14
1900	Other Charges. . . . .	315	71	198	44	2
3010	Aircraft Weapon System, First Destination Transportation . . . . .	-	-	-	-	-
	<u>MISSILE PROCUREMENT - TOTAL</u> . . . . .	1,893	939	(57)	755	256
2000	Missile Weapon System. . . . .	1,193	794	(238)	14	623
2100	Modification . . . . .	(201)	23	173	31	(428)
2200	Out of Production Systems and Common Support . . . . .	863	122	3	690	48
2400	Industrial Facilities. . . . .	10	-	6	4	-
2800	Procurement Other Than Air Force . . . . .	-	-	-	-	-
2900	Other Charges. . . . .	29	-	-	16	13
	<u>OTHER PROCUREMENT - TOTAL</u> . . . . .	10,800	3,443	3,808	2,251	1,298
8100	Munitions and Associated Equipment . . . . .	651	-	241	410	-
8200	Vehicular Equipment. . . . .	233	210	9	6	8
8300	Cryptologic and Other USAF Security Service Equipment. . . . .	1,156	377	262	230	287
8400	Electronics and Telecommunications Equipment . . . . .	4,116	417	1,752	1,211	736
8500	Other Base Maintenance and Support Equipment . . . . .	221	61	81	5	74
8600	Other Industrial Facilities. . . . .	-	-	-	-	-
8700	Procurement Other Than Air Force . . . . .	4,016	2,353	1,390	293	(20)
8800	Equipment Modification . . . . .	406	26	72	96	212
	<u>RESEARCH, DEVELOPMENT, TEST AND EVALUATION - TOTAL</u> . . . . .	4,823	(4,593)	4,964	1,903	2,549
610	Aircraft and Related Equipment . . . . .	597	113	158	294	32
620	Missiles and Related Equipment . . . . .	1,006	(1,432)	8	180	2,250
630	Military Astronautics and Related Equipment. . . . .	2,203	(3,312)	4,626	796	93
670	Other Equipment. . . . .	718	(25)	63	557	123
680	Military Sciences. . . . .	250	57	83	60	50
690	Program-Wide Management and Support. . . . .	49	6	26	17	-
	<u>MILITARY CONSTRUCTION, AIR FORCE - TOTAL</u> . . . . .	4,688	625	1,916	1,428	719
310	Advance Project Planning . . . . .	74	10	37	10	17
320	Military Construction, Inside the US . . . . .	1,401	258	136	438	569
330	Military Construction, Outside the US. . . . .	2,291	347	918	934	92
340	Minor Construction . . . . .	(1)	-	-	-	(1)
350	Support Activities . . . . .	-	-	-	-	-
994	Progress Payments. . . . .	-	-	-	-	-
	Undistributed/ATA. . . . .	923	9	825	48	41
	<u>MILITARY CONSTRUCTION, AIR FORCE RESERVE - TOTAL</u> . . . . .	-	-	-	-	-
310	Advance Project Planning . . . . .	-	-	-	-	-
320	Reserve Construction . . . . .	-	-	-	-	-
	<u>MILITARY CONSTRUCTION, AIR NATIONAL GUARD - TOTAL</u> . . . . .	284	108	132	47	(3)
310	Advance Project Planning . . . . .	20	20	33	6	(39)
320	Air National Guard Construction. . . . .	264	88	99	40	37
340	Minor Construction . . . . .	-	-	-	-	-

Source: Financial Policy and Analysis Division, Directorate of Budget, Comptroller of the Air Force

UNCLASSIFIED

TABLE 165 - DEPARTMENT OF THE AIR FORCE GROSS EXPENDITURES AGAINST FY 1963 PROGRAM - DURING FY 1969

(Figures are in thousands of dollars and do not necessarily add due to rounding. Figures in parentheses denote minus amounts.)

PRO-GRAM NUM-BER	APPROPRIATION AND PROGRAM TITLE	TOTAL GROSS EXPENDITURES	GROSS EXPENDITURES			
			First Quarter	Second Quarter	Third Quarter	Fourth Quarter
	<u>ALL DIRECT APPROPRIATIONS FY 1963 - TOTAL</u> . . . . .	\$ 20,798	\$ 4,792	\$ 4,817	\$ 2,745	\$ 8,450
	<u>AIRCRAFT PROCUREMENT - TOTAL</u> . . . . .	10,147	2,132	2,591	681	4,743
1000	Aircraft Weapon System . . . . .	10,672	2,315	2,739	979	4,639
1100	Modification . . . . .	(867)	(272)	(177)	(514)	96
1200	In-Service Direct Ground Support Equipment-Common. . . . .	69	-	(15)	82	2
1300	Component Improvement. . . . .	115	66	28	20	1
1400	Aircraft Industrial Facilities . . . . .	84	6	10	63	5
1500	Replenishment Spares . . . . .	18	-	6	13	(1)
1700	War Consumables. . . . .	-	-	-	-	-
1800	Procurement Other Than Air Force . . . . .	13	12	-	1	-
1900	Other Charges. . . . .	43	6	-	37	-
	<u>MISSILE PROCUREMENT - TOTAL</u> . . . . .	1,076	1,339	(167)	263	(359)
2000	Missile Weapon System. . . . .	(61)	446	(229)	204	(482)
2100	Modification . . . . .	296	49	118	6	123
2200	Out of Production System of Common Support . . . . .	1	-	(58)	59	-
2400	Industrial Facilities. . . . .	(6)	-	-	(6)	-
2900	Other Charges. . . . .	845	845	-	-	-
	<u>OTHER PROCUREMENT - TOTAL</u> . . . . .	1,978	278	434	607	659
8100	Munitions and Associated Equipment . . . . .	9	1	6	1	1
8200	Vehicular Equipment. . . . .	3	-	1	2	-
8300	Cryptologic and Other USAF Security Service Equipment. . . . .	(243)	-	(243)	-	-
8400	Electronics and Telecommunications Equipment . . . . .	2,151	246	685	600	620
8500	Other Base Maintenance and Support Equipment . . . . .	13	-	-	14	(1)
8700	Procurement Other Than Air Force . . . . .	5	11	(2)	(12)	8
8800	Equipment Modification . . . . .	35	2	-	1	32
3080	Other Procurement, First Destination Transportation. . . . .	5	18	(13)	1	(1)
	<u>RESEARCH, DEVELOPMENT, TEST, AND EVALUATION - TOTAL</u> . . . . .	3,514	554	1,564	1,020	376
610	Aircraft and Related Equipment . . . . .	1,859	180	975	659	45
620	Missiles and Related Equipment . . . . .	501	153	74	153	121
630	Military Astronautics and Related Equipment. . . . .	594	107	301	102	84
670	Other Equipment. . . . .	455	95	198	31	131
680	Military Sciences. . . . .	34	14	17	9	(6)
690	Program Wide Management and Support. . . . .	70	4	-	66	-
	<u>MILITARY CONSTRUCTION, AIR FORCE - TOTAL</u> . . . . .	4,010	442	385	155	3,028
310	Advance Project Planning . . . . .	(4)	-	-	-	(4)
320	Military Construction, Inside the US . . . . .	3,211	184	267	86	2,674
330	Military Construction, Outside the US. . . . .	536	253	116	66	101
	Appropriation Transfer Account . . . . .	267	5	3	2	257
	<u>MILITARY CONSTRUCTION, AIR FORCE RESERVE - TOTAL</u> . . . . .	-	-	-	-	-
310	Project Planning and Design. . . . .	-	-	-	-	-
320	Major Construction . . . . .	-	-	-	-	-
340	Minor Construction . . . . .	-	-	-	-	-
	<u>MILITARY CONSTRUCTION, AIR NATIONAL GUARD - TOTAL</u> . . . . .	78	47	10	20	1
310	Project Planning and Design. . . . .	56	31	10	14	1
320	Major Construction . . . . .	22	16	-	6	-
340	Minor Construction . . . . .	-	-	-	-	-

Source: Financial Policy and Analysis Division, Directorate of Budget, Comptroller of the Air Force

UNCLASSIFIED

TABLE 166 - DEPARTMENT OF THE AIR FORCE GROSS EXPENDITURES AGAINST FY 1962 PROGRAM --  
DURING FY 1969

(Figures are in thousands of dollars and do not necessarily add due to rounding. Figures in parentheses denote minus amounts.)

PRO-GRAM NUMBER	APPROPRIATION AND PROGRAM TITLE	TOTAL GROSS EXPENDITURES	GROSS EXPENDITURES			
			First Quarter	Second Quarter	Third Quarter	Fourth Quarter
	<u>ALL DIRECT APPROPRIATIONS FY 1962 - TOTAL</u> . . . . .	\$ 2,603	\$ 241	\$ 919	\$ 575	\$ 868
	<u>AIRCRAFT PROCUREMENT - TOTAL</u> . . . . .	720	181	(43)	356	226
1000	Aircraft Weapon System . . . . .	555	-	220	337	(2)
1100	Modification . . . . .	159	218	(270)	17	194
1200	In-Service Direct Ground Support Equipment-Common. . . . .	-	(48)	48	-	-
1300	Component Improvement. . . . .	(2)	-	3	-	(5)
1400	Aircraft Industrial Facilities . . . . .	1	1	-	-	-
1500	Replenishment Spares . . . . .	53	2	(4)	-	55
1700	War Consumables. . . . .	2	(2)	-	4	-
1800	Procurement Other Than Air Force . . . . .	-	2	-	-	-
5000	Aircraft Weapon System . . . . .	(47)	-	(34)	-	(13)
5800	Procurement Other Than Air Force . . . . .	-	9	(4)	(2)	(3)
	<u>MISSILE PROCUREMENT - TOTAL</u> . . . . .	202	(164)	226	140	-
2000	Missile Weapon System. . . . .	72	71	(91)	92	-
2100	Modification . . . . .	-	(236)	-	48	188
2200	Out of Production System of Common Support . . . . .	(188)	-	12	-	(200)
2300	Component Improvement. . . . .	12	-	-	-	12
2400	Industrial Facilities. . . . .	305	-	305	-	-
2800	Procurement Other Than Air Force . . . . .	-	-	-	-	-
2900	Other Charges. . . . .	-	-	-	-	-
	<u>OTHER PROCUREMENT - TOTAL</u> . . . . .	134	29	(54)	62	97
8100	Munitions and Associated Equipment . . . . .	-	-	-	-	-
8200	Vehicular Equipment. . . . .	-	-	-	-	-
8300	Cryptologic and Other USAF Security Service Equipment. . . . .	-	-	-	-	-
8400	Electronics and Telecommunications Equipment . . . . .	129	33	(63)	67	92
8500	Other Base Maintenance and Support Equipment . . . . .	11	1	8	-	2
8600	Industrial Facilities. . . . .	(4)	(4)	-	(5)	-
8800	Equipment Modification . . . . .	(3)	-	-	(5)	2
	<u>RESEARCH, DEVELOPMENT, TEST, AND EVALUATION - TOTAL</u> . . . . .	840	10	198	256	376
	Appropriation Transfer Account . . . . .	840	10	198	256	376
	<u>MILITARY CONSTRUCTION, AIR FORCE - TOTAL</u> . . . . .	736	176	575	(241)	226
310	Advance Project Planning . . . . .	-	-	-	-	-
320	Military Construction, Inside the US . . . . .	1,008	74	291	114	529
330	Military Construction, Outside the US. . . . .	(437)	50	(8)	(508)	29
340	Minor Construction . . . . .	30	18	-	-	12
350	Support Activities . . . . .	7	-	-	6	1
360	Reserve Forces Construction. . . . .	-	-	-	-	-
	Appropriation Transfer Account . . . . .	128	34	292	147	(345)
	<u>MILITARY CONSTRUCTION, AIR FORCE RESERVE - TOTAL</u> . . . . .	-	-	-	-	-
310	Project Planning and Design. . . . .	-	-	-	-	-
320	Major Construction . . . . .	-	-	-	-	-
340	Minor Construction . . . . .	-	-	-	-	-
	<u>MILITARY CONSTRUCTION, AIR NATIONAL GUARD - TOTAL</u> . . . . .	(29)	9	17	2	(57)
310	Project Planning and Design. . . . .	(29)	9	17	2	(57)
320	Major Construction . . . . .	-	-	-	-	-
340	Minor Construction . . . . .	-	-	-	-	-

Source: Financial Policy and Analysis Division, Directorate of Budget, Comptroller of the Air Force

UNCLASSIFIED



TABLE 167 - DEPARTMENT OF THE AIR FORCE GROSS EXPENDITURES AGAINST FY 1961 PROGRAM - DURING FY 1969

(Figures are in thousands of dollars and do not necessarily add to totals due to rounding. Figures in parentheses denote minus amounts.)

PRO-GRAM-NUM-BER	APPROPRIATION AND PROGRAM TITLE	TOTAL GROSS EXPENDITURES	GROSS EXPENDITURES			
			First Quarter	Second Quarter	Third Quarter	Fourth Quarter
	<u>ALL DIRECT APPROPRIATIONS FY 1961 - TOTAL . . .</u>	<u>838</u>	<u>263</u>	<u>162</u>	<u>20</u>	<u>393</u>
	<u>AIRCRAFT PROCUREMENT - TOTAL . . . . .</u>	<u>437</u>	<u>225</u>	<u>17</u>	<u>(40)</u>	<u>235</u>
1100	Aircraft, Complete . . . . .	60	11	(30)	7	72
1200	Aircraft Components . . . . .	350	214	6	(31)	162
1300	Aircraft Ground Handling and Training Equipment . . . . .	26	-	41	(15)	-
1600	Aircraft Industrial Facilities . . . . .	-	-	-	-	-
1700	Aircraft Development, Test, and Evaluation . . . . .	-	-	-	-	-
1800	Aircraft Modification . . . . .	-	-	-	-	-
9940	Progress Payments . . . . .	-	-	-	-	-
	<u>MISSILE PROCUREMENT - TOTAL . . . . .</u>	<u>380</u>	<u>51</u>	<u>136</u>	<u>42</u>	<u>151</u>
2100	Missile, Complete . . . . .	380	51	136	42	151
2200	Missile Components . . . . .	-	-	-	-	-
2300	Missile Ground Handling and Training Equipment . . . . .	-	-	-	-	-
2600	Missile Industrial Facilities . . . . .	-	-	-	-	-
2700	Missile Development, Test, and Evaluation . . . . .	-	-	-	-	-
2800	Missile Modification . . . . .	-	-	-	-	-
	<u>OTHER PROCUREMENT - TOTAL . . . . .</u>	<u>21</u>	<u>(13)</u>	<u>9</u>	<u>18</u>	<u>7</u>
8100	Munitions and Associated Equipment . . . . .	(93)	(93)	-	-	-
8200	Vehicular and Related Equipment . . . . .	-	-	-	-	-
8300	Electronic Weapon Support . . . . .	-	-	-	-	-
8400	Telecommunications Equipment . . . . .	80	75	9	13	(17)
8500	Other Organizational and Base Support Equipment . . . . .	24	-	-	-	24
8800	Equipment Modification . . . . .	12	7	-	5	-
8900	First Destination Transportation . . . . .	(1)	(1)	-	-	-
9900	Advance Payments . . . . .	-	-	-	-	-
9940	Progress Payments . . . . .	-	-	-	-	-

Source: Financial Policy and Analysis Division, Directorate of Budget, Comptroller of the Air Force

## UNCLASSIFIED

TABLE 168 - DEPARTMENT OF THE AIR FORCE GROSS EXPENDITURES AGAINST FY 1960 PROGRAM - DURING FY 1969

(Figures are in thousands of dollars and do not necessarily add to totals due to rounding. Figures in parentheses denote minus amounts.)

PRO-GRAM NUM-BER	APPROPRIATION AND PROGRAM TITLE	TOTAL GROSS EXPENDITURES	GROSS EXPENDITURES			
			First Quarter	Second Quarter	Third Quarter	Fourth Quarter
	<u>ALL DIRECT APPROPRIATIONS FY 1960 - TOTAL . .</u>	<u>435</u>	<u>21</u>	<u>120</u>	<u>140</u>	<u>154</u>
	<u>AIRCRAFT PROCUREMENT - TOTAL . . . . .</u>	<u>32</u>	<u>(82)</u>	<u>(14)</u>	<u>(6)</u>	<u>134</u>
1100	Aircraft, Complete . . . . .	62	(71)	-	-	133
1200	Aircraft Components . . . . .	(4)	15	(14)	(6)	1
1300	Aircraft Ground Handling and Training Equipment . . . . .	62	62	-	-	-
1600	Aircraft Industrial Facilities . . . . .	1	1	-	-	-
1700	Aircraft Development, Test, and Evaluation . . . . .	(88)	(88)	-	-	-
1800	Aircraft Modification . . . . .	-	-	-	-	-
9940	Progress Payments . . . . .	-	-	-	-	-
	<u>MISSILE PROCUREMENT - TOTAL . . . . .</u>	<u>312</u>	<u>97</u>	<u>134</u>	<u>55</u>	<u>26</u>
2100	Missile, Complete . . . . .	6	-	6	-	-
2200	Missile Components . . . . .	138	75	63	-	-
2300	Missile Ground Handling and Training Equipment . . . . .	33	7	-	-	26
2600	Missile Industrial Facilities . . . . .	-	-	-	-	-
2700	Missile Development, Test, and Evaluation . . . . .	120	15	50	55	-
2800	Missile Modification . . . . .	15	-	15	-	-
	<u>OTHER PROCUREMENT - TOTAL . . . . .</u>	<u>91</u>	<u>6</u>	<u>-</u>	<u>91</u>	<u>(6)</u>
8100	Munitions and Associated Equipment . . . . .	-	1	(1)	-	-
8200	Vehicular and Related Equipment . . . . .	-	4	(4)	-	-
8300	Electronic Weapon Support . . . . .	8	-	4	11	(7)
8400	Telecommunications Equipment . . . . .	83	-	2	80	1
8500	Other Organizational and Base Support Equipment . . . . .	-	-	-	-	-
8800	Equipment Modification . . . . .	-	-	-	-	-
8900	First Destination Transportation . . . . .	-	-	-	-	-
9900	Advance Payments . . . . .	-	-	-	-	-
9940	Progress Payments . . . . .	-	-	-	-	-

Source: Financial Policy and Analysis Division, Directorate of Budget, Comptroller of the Air Force

UNCLASSIFIED

# UNCLASSIFIED

**TABLE 169 — DEPARTMENT OF THE AIR FORCE GROSS EXPENDITURES AGAINST "M" ACCOUNTS,  
AND COMBINED YEAR ACCOUNTS — DURING FY 1969**

(Figures are in thousands of dollars and do not necessarily add to totals due to rounding. Figures in parentheses denote minus amounts.)

APPROPRIATION AND PROGRAM TITLE	TOTAL GROSS EXPENDITURES	GROSS EXPENDITURES			
		First Quarter	Second Quarter	Third Quarter	Fourth Quarter
<u>"M" AND COMBINED ACCOUNTS - TOTAL</u> . . . . .	\$ 22,274	\$ 5,344	\$ 5,445	\$ 5,638	\$ 5,847
<u>SUCCESSOR "M" ACCOUNTS - TOTAL</u> . . . . .	20,855	5,149	4,646	5,630	5,430
Military Personnel . . . . .	1,538	179	675	89	595
Reserve Personnel. . . . .	37	12	11	7	7
National Guard Personnel . . . . .	1	1	-	-	-
Operation and Maintenance, Air Force . . . . .	17,081	4,919	3,802	4,537	3,823
Operation and Maintenance, Air National Guard. . . . .	52	33	2	7	10
Discontinued Procurement Appropriations. . . . .	2,146	5	156	990	995
<u>COMBINED YEAR ACCOUNTS - TOTAL</u> . . . . .	1,419	195	799	8	417
Research, Development, Test, and Evaluation, FY 1956 through FY 1962. . . . .	840	10	198	256	376
Military Construction, Air Force, FY 1962 and Prior. . . . .	608	176	575	(241)	98
Military Construction, Air Force Reserve, FY 1962 and Prior. . . . .	-	-	-	-	-
Military Construction, Air National Guard, FY 1962 and Prior. . . . .	(29)	9	26	(7)	(57)

Source: Financial Policy and Analysis Division, Directorate of Budget, Comptroller of the Air Force

**UNCLASSIFIED**

,

**UNCLASSIFIED**

## TRANSPORTATION

## PART XII

DATA PERTAINING TO MOVEMENT OF BULK PETROLEUM, USAF SPONSORED PASSENGERS, AND DRY CARGO TO AND FROM CONTINENTAL US WERE NOT AVAILABLE FOR INCLUSION IN THIS EDITION.

## INTRODUCTION

The data included in this section represent the actual movement of people and things world-wide.

Military Airlift Command (MAC) data shown herein represent movement by the MAC Industrial Fund of traffic for all services and to a minor extent for other agencies. The MAC Industrial Fund began operation at the beginning of Fiscal Year 1960.

Ocean Transportation as shown herein represents all traffic arranged for by the Military Sea Transportation Service (MSTS) on the following types of ships:

- CARGO - (1) MSTS Ships: MSTS operated passenger and cargo vessels and MSTS contractor operated vessels.  
(2) Commercial ships on time or voyage charter, shipping contract, and berth term.  
(3) Maritime administration ships.  
(4) Navy ships.

PASSENGER - MSTS nucleus passenger ships, contract space on commercial vessels, and space on cargo vessels as required.

Tables reflecting movements out of AF Continental US (CONUS) installations via commercial transportation refer to traffic where movement is accomplished by a bill of lading or a transportation request. Data as shown herein include movements by Air Force for other services and do not include movements for the Air Force by other services. Data are for the period in which traffic moved rather than for the period of payment for transportation service.

## DEFINITIONS

LONG TON - 2,240 pounds.

MEASUREMENT TON (M/T) - Unit of volume displacing 40 cubic feet of space.

SPACE AVAILABLE TRAVEL - Space which is surplus after all space required traffic has been accommodated and which would otherwise be unused.

SPACE REQUIRED TRAVEL - Transportation space against which a requirement was accepted and an assignment made.

**UNCLASSIFIED****TABLE 170 - MILITARY AIRLIFT COMMAND (MAC) SELECTED TRANSPORT OPERATIONS OF THE SINGLE MANAGER OPERATING AGENCY BY USER - FY 1969**

(Table below shows movements by industrial fund aircraft and movements out of MAC serial ports by non-industrial fund aircraft)

TYPE OF OPERATION	AIRLIFT SERVICE PROVIDED FOR				
	Total	US Army	US Navy	Air Force	Other
<u>CHANNEL TRAFFIC SPACE ASSIGNED (In Thousands)</u>					
Cargo (Tons) a/	683.9	309.0	127.7	247.2	-
Passengers (Number)	3,135.8	1,601.3	611.6	922.9	-
<u>CHANNEL TRAFFIC TONS AIRLIFTED (In Thousands) - TOTAL</u>	<u>1,049.8</u>	<u>466.4</u>	<u>194.7</u>	<u>388.7</u>	-
Cargo a/	725.3	301.4	133.8	290.1	-
Passengers and Patients	324.5	165.0	60.9	98.6	-
<u>CHANNEL PASSENGERS/PATIENTS AIRLIFTED (In Thousands) - TOTAL</u>	<u>2,920.4</u>	<u>1,484.6</u>	<u>547.8</u>	<u>888.0</u>	-
Military b/					
Civilian b/					
<u>SPECIAL ASSIGNMENT AIRLIFT TON MILES OF CAPABILITY (Millions) - TOTAL</u>	<u>1,732.9</u>	<u>613.5</u>	<u>454.8</u>	<u>625.4</u>	<u>39.2</u>
<u>SPECIAL AIR MISSION (89 MAW) PASSENGERS AIRLIFTED (In Thousands) - TOTAL</u>	<u>16.7</u>	-	-	<u>14.7</u>	<u>2.0</u>
<u>SPACE AVAILABLE PASSENGERS AIRLIFTED (In Thousands) - TOTAL</u>	<u>336.0</u>	<u>120.5</u>	<u>69.7</u>	<u>145.8</u>	-

a/ Includes mail carried on aircraft under operational control of MAC.

b/ Data for Military and Civilian breakout not available.

Source: Data Applications Division, Data Services Center, Comptroller of the Air Force.

**TABLE 171 - MILITARY AIRLIFT COMMAND (MAC) SELECTED TRANSPORT OPERATIONS OF THE SINGLE MANAGER OPERATING AGENCY BY ACTIVITY - FY 1969**

TYPE OPERATION	AIRLIFT SERVICES PERFORMED BY					
	Total	Transport Force	Special Air Missions (89 MAW)	Domestic Aeromed Evac ConUS	Other Military Units	Commercial
<u>CHANNEL TRAFFIC SPACE ASSIGNED (Thousands)</u>						
Cargo (Tons) a/	683.9	b/				b/
Passengers (Number)	3,135.8	b/				b/
<u>CHANNEL TRAFFIC TONS AIRLIFTED (Thousands) - TOTAL</u>	<u>1,049.8</u>	<u>551.1</u>	-	-	49.0	449.7
Cargo a/	725.3	530.1	-	-	47.6	147.6
Passengers and Patients	324.5	21.0	-	-	1.4	302.1
<u>CHANNEL PASSENGERS/PATIENTS AIRLIFTED (Thousands) - TOTAL</u>	<u>2,920.4</u>	<u>188.9</u>	-	-	<u>12.7</u>	2,718.8
Military c/						
Civilian c/						
<u>CHANNEL TRAFFIC TON MILES FLOWN (Millions) - TOTAL</u>	<u>5,461.9</u>	<u>2,928.5</u>	-	-	115.8	2,417.6
Cargo	3,830.4	2,853.7	-	-	113.9	862.8
Passengers and Patients	1,631.5	74.8	-	-	1.9	1,554.8
<u>SPECIAL ASSIGNMENT AIRLIFT TON MILES OF CAPABILITY (MILLIONS)</u>	<u>1,732.9</u>	<u>1,352.4</u>	6.1	-	-	374.4
<u>SPECIAL AIR MISSION (89 MAW) PASSENGERS AIRLIFTED (Thousands) - TOTAL</u>	<u>16.7</u>	-	<u>16.7</u>	-	-	-
<u>DOMESTIC AEROMEDICAL PATIENTS AIRLIFTED (Thousands) - TOTAL</u>	<u>68.5</u>	-	-	<u>68.5</u>	-	-
<u>SPACE AVAILABLE PASSENGERS AIRLIFTED (Thousands) - TOTAL</u>	<u>336.0</u>	<u>113.0</u>	-	-	<u>19.2</u>	<u>203.8</u>

a/ Includes mail carried on aircraft under operational control of MAC.

b/ Breakout between air transport and commercial not available.

c/ Data for Military and Civilian breakout not available.

Source: Data Applications Division, Data Services Center, Comptroller of the Air Force.

**UNCLASSIFIED**

TABLE 172- MILITARY AIRLIFT COMMAND AIRLIFT SERVICE, INDUSTRIAL FUND AIRCRAFT, AND FLYING HOUR DATA - FY 1969

TYPE BY FORCE	ASSIGNED AIRCRAFT AS OF 30 JUNE 1969	HOURS FLOWN DURING FY 1969			
		Total	Ferry, Test, and Other	Training	Transport
<u>TOTAL</u> . . . . .	<u>397</u>	<u>931,852</u>	<u>6,022</u>	<u>80,722</u>	<u>845,108</u>
<u>Transport Units a/ - Total</u> . . . . .	<u>352</u>	<u>872,824</u>	<u>5,484</u>	<u>69,931</u>	<u>797,409</u>
C-124. . . . .	56	162,613	2,818	8,625	151,170
C-130 b/ . . . . .	-	2,480	10	109	2,361
C-133. . . . .	39	63,561	547	3,940	59,074
C-141. . . . .	257	644,170	2,109	57,257	584,804
<u>Aeromed Evacuation - Total</u> . . . . .	<u>18</u>	<u>36,625</u>	<u>342</u>	<u>3,793</u>	<u>32,490</u>
C-118. . . . .	7	11,598	33	648	10,917
C-121. . . . .	-	3,632	18	325	3,289
C-131. . . . .	3	12,804	246	1,039	11,519
C-9. . . . .	8	8,591	45	1,781	6,765
<u>89th Military Airlift Wing - Total</u>	<u>27</u>	<u>22,403</u>	<u>196</u>	<u>6,998</u>	<u>15,209</u>
C/VC-118 . . . . .	3	2,552	7	654	1,891
C-131. . . . .	3	2,454	37	761	1,656
C-135B . . . . .	5	5,351	42	1,316	3,993
VC-137 . . . . .	4	2,271	23	1,175	1,073
C/VC-140 . . . . .	11	8,351	74	2,123	6,154
U-4. . . . .	-	690	7	629	54
VC-6A. . . . .	1	734	6	340	388

a/ Data for Troop Carrier is included in Transport Units.

b/ Phased out July 1968.

Source: Data Applications Division, Data Services Center, Comptroller of the Air Force.

UNCLASSIFIED

TABLE 173 - MILITARY AIRLIFT COMMAND (MAC) COST OF COMMERCIAL AIRLIFT PROCURED FOR SINGLE MANAGER OPERATING AGENCY, BY CONTRACTOR - FY 1969

CONTRACTOR AND OTHERS	CONTRACTOR EXPENSE (In Thousands of Dollars)
<u>FIXED CONTRACT</u> - <u>TOTAL</u> . . . . .	\$ 617,232
Airlift International . . . . .	32,685
Alaska Airlines . . . . .	906
American Airlines . . . . .	4,961
American Flyers Airline . . . . .	2,184
Braniff Airways . . . . .	43,309
Capitol Airways . . . . .	17,212
Continental Airlines. . . . .	55,362
Eastern Airlines. . . . .	6,342
Flying Tiger Line . . . . .	50,019
N. W. Orient Airlines . . . . .	33,801
Overseas National Airways . . . . .	7,025
Pan American World Airways. . . . .	65,221
Saturn Airways. . . . .	11,088
Seaboard World Airlines . . . . .	40,836
Southern Air Transport. . . . .	5,473
Standard Airways. . . . .	281
Trans Caribbean Airways . . . . .	17,814
Trans International Airlines. . . . .	21,253
Trans World Airlines. . . . .	29,320
United Airlines . . . . .	25,262
Universal Airlines. . . . .	5,140
Western Airlines. . . . .	77
World Airways . . . . .	52,335
US Postal Department Charges for Army, or Air Post Office (APO) and Fleet Post Office (FPO) Mail. . . . .	89,326

Source: Data Applications Division, Data Services Center, Comptroller of the Air Force.

UNCLASSIFIED



**TABLE 174 - STATEMENT OF REVENUE AND COSTS - MILITARY AIRLIFT COMMAND  
USAF INDUSTRIAL FUND - FY 1969**

(In Millions of Dollars)

NET OPERATING RESULT (REVENUE LESS COSTS - FUNDED) TOTAL - \$ 19.3

<u>REVENUE (REIMBURSABLE) - TOTAL</u> . . . . .	<u>1,003.7</u>	<u>COST INCURRED (FUNDED) - TOTAL</u> . . . . .	<u>1,035.9</u>
Transportation Operations - Total . . . . .	885.4	Commercial Augmentation . . . . .	617.2
Channel Traffic - Total . . . . .	768.4	Aviation Petroleum, Oil and Lubricants. . . . .	194.4
Passengers . . . . .	324.1	Maintenance . . . . .	75.2
Cargo . . . . .	324.3	Other . . . . .	149.1
Mail (Military Airlift - Total) . . . . .	30.7		
Mail (Common Carrier) . . . . .	89.3		
<u>Special Assignment Airlift - Total</u> . . . . .	<u>116.5</u>	<u>STATISTICAL COSTS - TOTAL</u> . . . . .	<u>535.4</u>
<u>Other - Total</u> . . . . .	<u>.5</u>	(Not included in Costs - Funded above)	
<u>USAF Mission Responsibility - Total</u> . . . . .	<u>117.7</u>	<u>Military Pay and Allowances - Total</u> . . . . .	<u>361.7</u>
Special Air Mission - 89 Military Airlift Wing . . . . .	10.3	<u>Depreciation - Total</u> . . . . .	<u>173.7</u>
Aeromedical Evacuation. . . . .	10.8	Aircraft. . . . .	164.8
Air Force Reserves. . . . .	.1	Other Equipment . . . . .	8.9
International Aeromedical . . . . .	22.2		
Airborne Training . . . . .	12.1		
Other . . . . .	62.2		
<u>Other - Total</u> . . . . .	<u>.6</u>		

Source: Data Applications Division, Data Services Center, Comptroller of the Air Force.

~~SECRET~~

~~SECRET~~

\_\_\_\_\_



[REDACTED]

[REDACTED]